



US00D901318S

(12) **United States Design Patent**
Perkins

(10) **Patent No.:** **US D901,318 S**

(45) **Date of Patent:** **** Nov. 10, 2020**

(54) **DIVING MARKER**

(71) Applicant: **Jeffrey Keith Perkins**, Collierville, TN
(US)

(72) Inventor: **Jeffrey Keith Perkins**, Collierville, TN
(US)

(**) Term: **15 Years**

(21) Appl. No.: **29/644,046**

(22) Filed: **Apr. 13, 2018**

(51) **LOC (12) Cl.** **10-05**

(52) **U.S. Cl.**
USPC **D10/107**

(58) **Field of Classification Search**
USPC D10/107; D21/801-810; D22/145, 146;
D26/24, 37, 46, 49
See application file for complete search history.

(56) **References Cited**

U.S. PATENT DOCUMENTS

D176,052 S *	11/1955	Wiley	D3/300
D277,893 S *	3/1985	Finnern	D26/37
D310,792 S *	9/1990	Dalbec	D10/107
D319,799 S *	9/1991	Krishan	D10/107
D366,005 S *	1/1996	Beyer-Olsen	441/6
D606,221 S *	12/2009	Kung	D26/49

D612,086 S *	3/2010	Brauer	D26/49
D780,355 S *	2/2017	Lo	D26/49
D810,335 S *	2/2018	Levy	D26/37
D815,552 S *	4/2018	Gilman	D10/107
D882,135 S *	4/2020	Cheng	D26/37

* cited by examiner

Primary Examiner — George D. Kirschbaum

Assistant Examiner — Joseph J Kukella

(74) *Attorney, Agent, or Firm* — Hamre, Schumann,
Mueller & Larson, P.C.


(57) **CLAIM**

The ornamental design for a diving marker, as shown and described.

DESCRIPTION

FIG. 1 is a perspective view of the diving marker;
FIG. 2 is another perspective view of FIG. 1 thereof;
FIG. 3 is a front and/or back planar view of FIG. 1 thereof,
the front and back being symmetric/mirror images;
FIG. 4 is a right side and/or left side planar view of FIG. 1
thereof, the right and left sides being symmetric/mirror
images;
FIG. 5 is a top planar view of FIG. 1 thereof; and,
FIG. 6 is a bottom planar view of FIG. 1 thereof.
The features shown in broken lines depict environmental
subject matter only and form no part of the claimed design.

1 Claim, 5 Drawing Sheets






FIG. 1

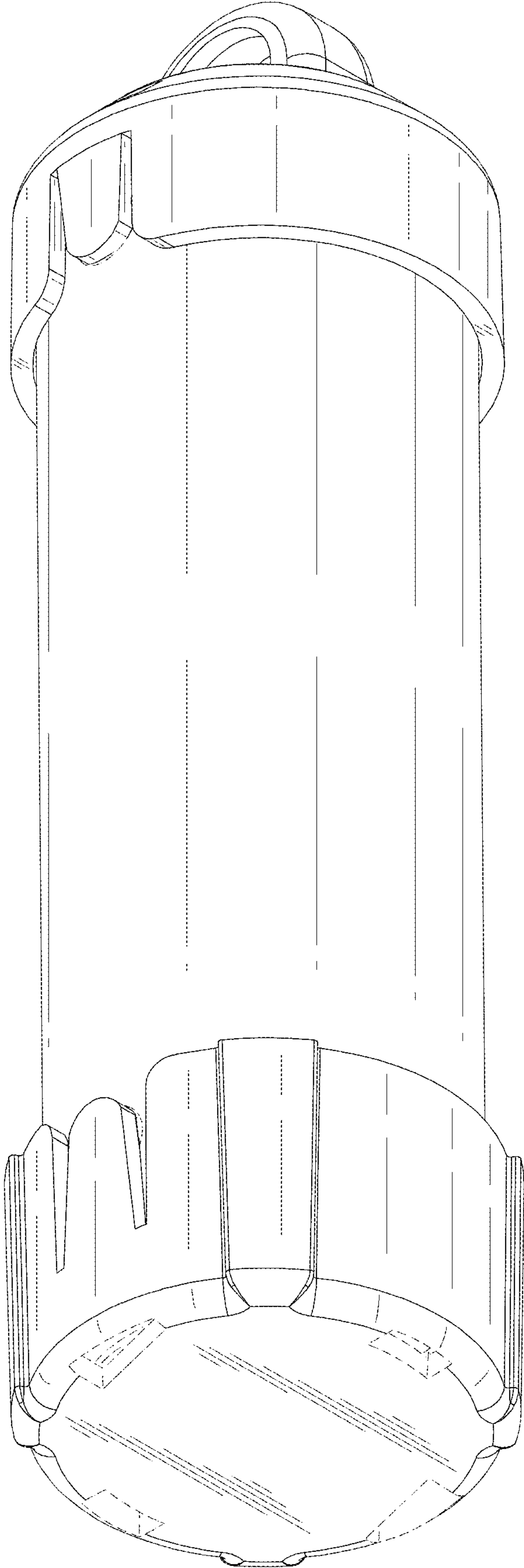


FIG. 2

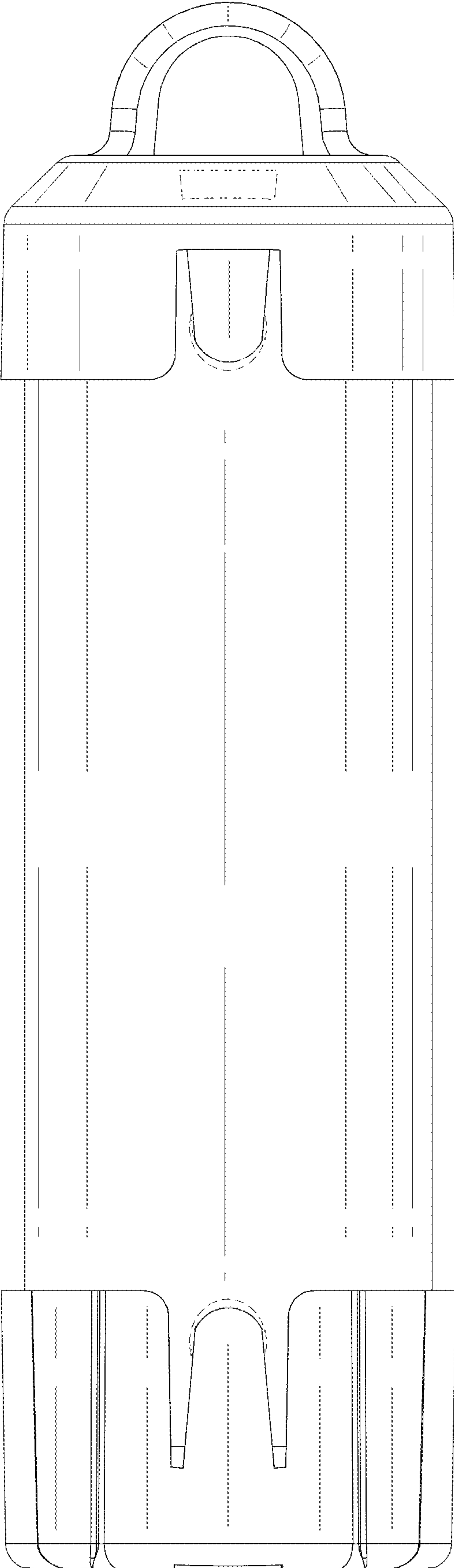


FIG. 3




FIG. 4

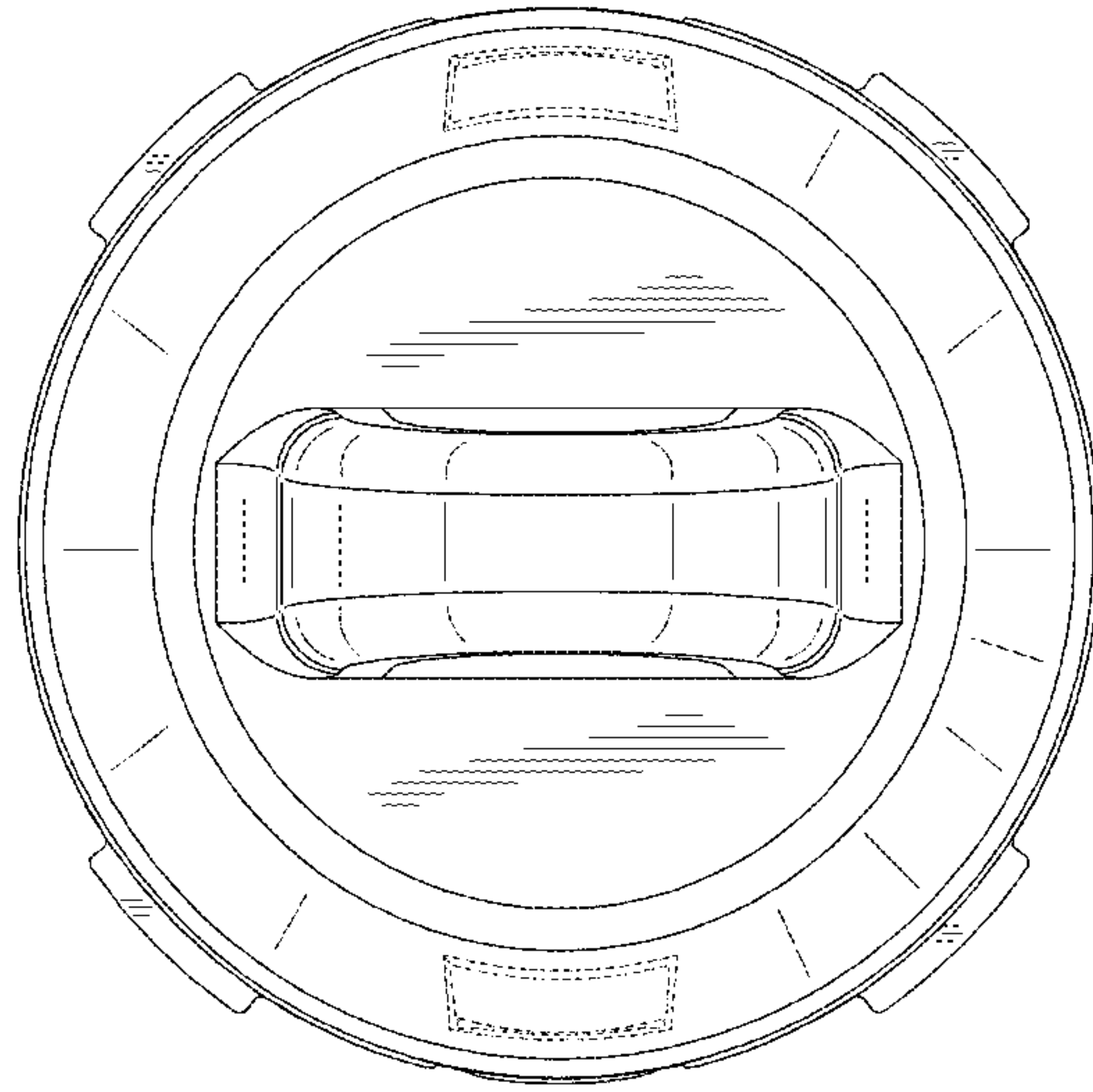


FIG. 5

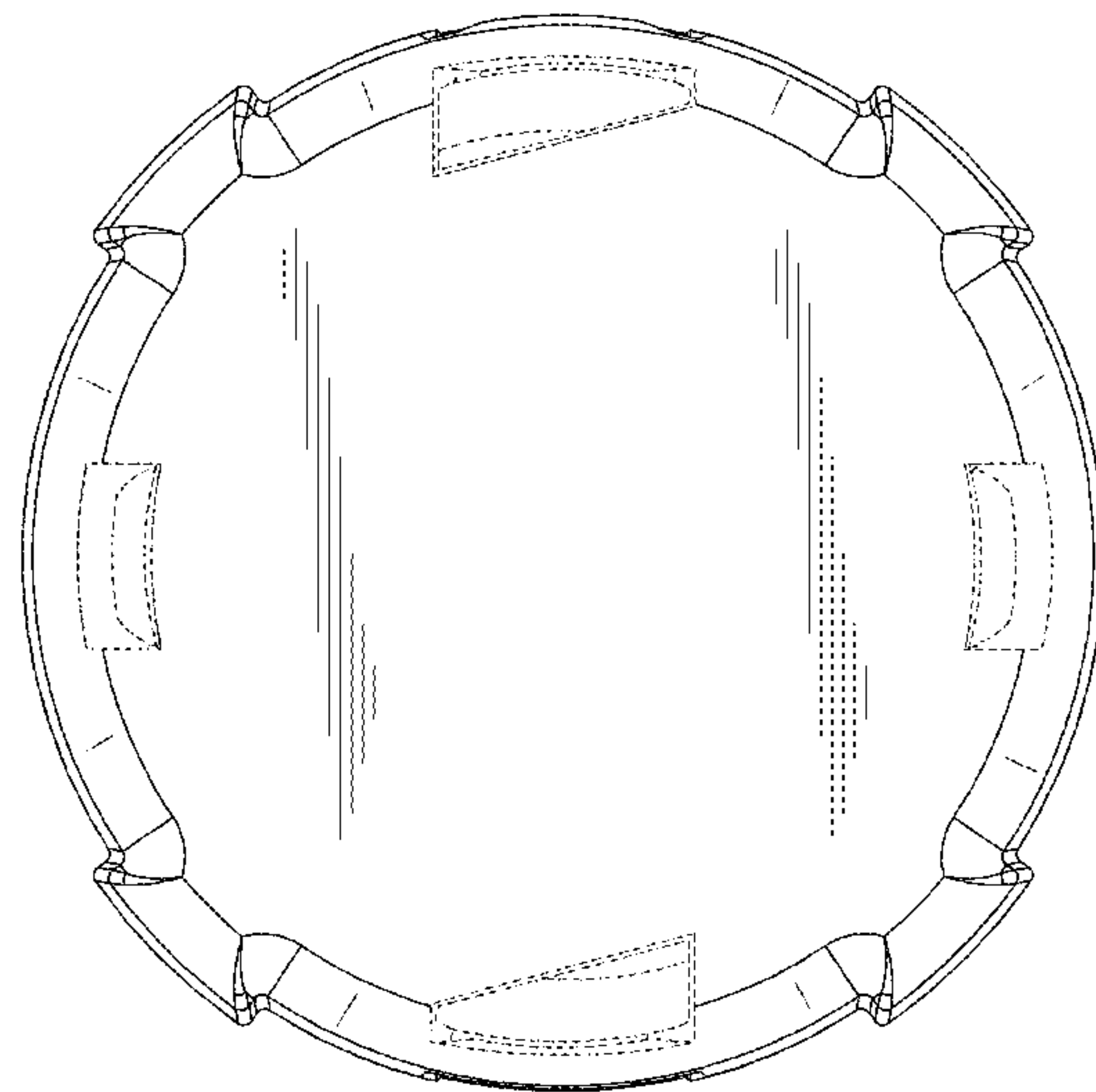


FIG. 6