



US00D901277S

(12) **United States Design Patent** (10) **Patent No.:** **US D901,277 S**
Chow et al. (45) **Date of Patent:** **** Nov. 10, 2020**

(54) **HANDLE**

D219,619 S 12/1970 Young
D229,291 S * 11/1973 Frawley D8/316
D266,122 S 9/1982 Haug
(Continued)

(71) Applicant: **WHIRLPOOL CORPORATION**,
Benton Harbor, MI (US)

(72) Inventors: **Daniel Chow**, St. Joseph, MI (US);
Daniel V. Clements, St. Joseph, MI
(US); **Christopher A. Gregory**, St.
Joseph, MI (US); **Patrick J. Schiavone**,
Benton Harbor, MI (US); **Mark W.**
Schulz, Benton Harbor, MI (US)

FOREIGN PATENT DOCUMENTS

CN 301783391 * 1/2012
CN 302483952 * 6/2013
(Continued)

(73) Assignee: **Whirlpool Corporation**, Benton
Harbor, MI (US)

(**) Term: **15 Years**

OTHER PUBLICATIONS

Refrigerator Door Handle W11163764, Whirlpool, repairclinic.
com, author and date not listed © 2020 RepairClinic.com, online,
site visited Jun. 30, 2020. Available from Internet, URL: <https://www.repairclinic.com/PartDetail/Door-Handle/W11163764/4547466> (Year: 2020).*

(21) Appl. No.: **29/588,793**

(22) Filed: **Dec. 22, 2016**

Primary Examiner — Marissa A Cash

Assistant Examiner — Altaira J Swangin

(51) **LOC (12) Cl.** **08-06**

(74) *Attorney, Agent, or Firm* — Price Heneveld LLP

(52) **U.S. Cl.**

USPC **D8/316**

(58) **Field of Classification Search**

USPC D8/310, 312, 315–320; 248/205.5, 205.8,
248/207; 16/406, 413, 422, 412, 415,
16/420, 443–444; 294/185–189; D15/89,
D15/142, 18, 70, 91; D3/300, 317–319;
D23/250; D7/349, 350.1; 292/336.3;
D25/119, 121, 133

CPC A47K 3/003; A47K 17/022; A47K 17/024;
Y10T 16/4559; Y10T 16/498; Y10T
16/458; F16B 47/00; F16B 47/006; E05B
1/0053; E05B 1/0038; E05B 2001/0023;
E05B 1/0015

See application file for complete search history.

(57) **CLAIM**

We claim the ornamental design for a handle, as shown and
described.

DESCRIPTION

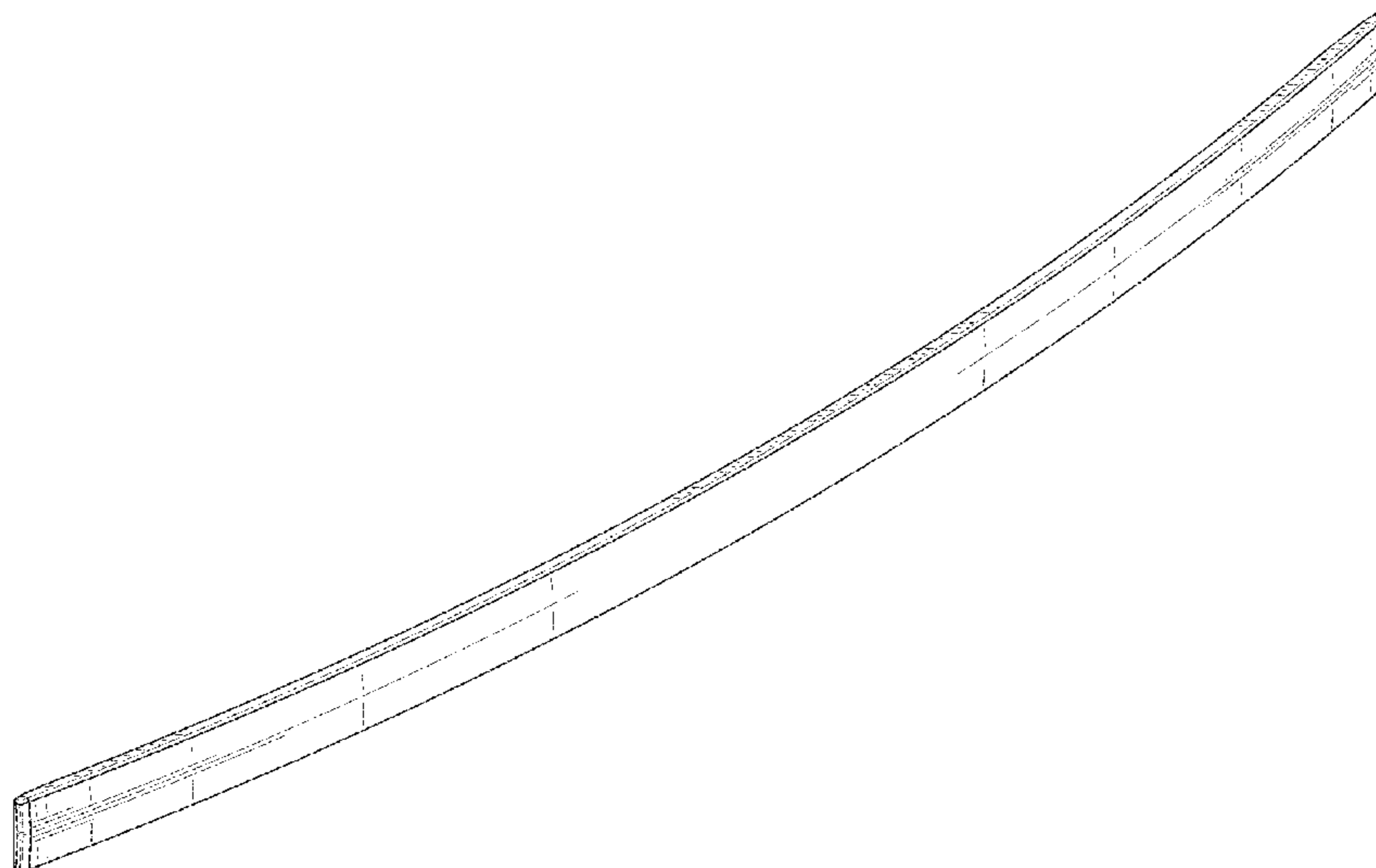
FIG. 1 is a front perspective view of a handle of the present
disclosure;
FIG. 2 is a top perspective view of the handle of FIG. 1;
FIG. 3 is a bottom perspective view of the handle of FIG. 1;
FIG. 4 is a first side perspective view of the handle of FIG.
1;
FIG. 5 is a second side perspective view of the handle of
FIG. 1;
FIG. 6 is a top plan view of the handle of FIG. 1; and,
FIG. 7 is a bottom plan view of the handle of FIG. 1.
The broken lines depict portions of the article that form no
part of the claimed design.

(56) **References Cited**

U.S. PATENT DOCUMENTS

D190,226 S 5/1961 Watt
D190,266 S 5/1961 Watt
D206,151 S * 11/1966 Clayton D8/317

1 Claim, 3 Drawing Sheets



(56)

References Cited

U.S. PATENT DOCUMENTS

5,127,131 A 7/1992 Corrigan et al.
D370,617 S 6/1996 Decursu et al.
D400,424 S 11/1998 Lewis et al.
D424,873 S 5/2000 Holbrook
D449,215 S 10/2001 Bertani
D450,212 S 11/2001 Gottwald
D471,403 S 3/2003 Jones et al.
D488,699 S 4/2004 Jackovin
D511,955 S 11/2005 Baldwin et al.
D513,694 S 1/2006 Vitkauskas
D524,103 S 7/2006 Bradshaw
D542,090 S 5/2007 Kim
D553,944 S * 10/2007 Jou D8/316
D559,654 S * 1/2008 Tor Verges D8/315
D568,100 S 5/2008 Jeon
D572,110 S 7/2008 Busalt et al.
D577,567 S 9/2008 Crookshanks
D587,067 S 2/2009 Kim
D597,820 S * 8/2009 Kirk D8/300
D600,095 S * 9/2009 Mattson D8/317
D600,961 S 9/2009 Krumpe
D610,173 S 2/2010 Kim
D610,594 S 2/2010 Martin et al.
D612,677 S 3/2010 Jeon
D612,681 S * 3/2010 Baker D7/405
D614,012 S * 4/2010 Saubert D15/89
D614,013 S 4/2010 Saubert et al.
D629,023 S * 12/2010 Jeon D15/89
D642,445 S * 8/2011 Roe D8/317
D646,141 S * 10/2011 Jeon D8/316
D654,310 S 2/2012 Benold
D654,311 S 2/2012 Benold
D658,746 S 5/2012 Obara et al.
D661,546 S 6/2012 Baacke et al.
D680,809 S * 4/2013 Kim D7/402
D697,334 S 1/2014 Starck
D701,415 S * 3/2014 Sin D7/349
D714,366 S * 9/2014 Jeon D15/89
D722,090 S * 2/2015 Jeon D15/89
D722,625 S * 2/2015 Cho D15/89
D723,074 S * 2/2015 Cho D15/89

D737,653 S 9/2015 Fuller et al.
D737,869 S * 9/2015 Seo D15/91
D738,941 S * 9/2015 Shin D15/91
D787,571 S * 5/2017 Seo D15/91
D788,194 S * 5/2017 Kwak D15/91
D788,512 S * 6/2017 Kim D7/323
D788,513 S * 6/2017 Chung D7/323
D788,522 S * 6/2017 Choi D7/402
D788,828 S * 6/2017 Seo D15/86
D791,202 S * 7/2017 Kwak D15/91
9,738,504 B2 * 8/2017 Aranda B67D 1/0014
D805,832 S * 12/2017 Kim D7/340
9,835,284 B2 * 12/2017 Gandole F16M 7/00
9,841,191 B2 * 12/2017 Johncock F23K 5/005
9,897,368 B2 * 2/2018 Lee F25D 23/028
D820,661 S * 6/2018 Shargh D8/315
D826,997 S * 8/2018 Lee D15/91
D826,998 S * 8/2018 Lee D15/91
D828,139 S * 9/2018 Rizzi D8/316
D882,649 S * 4/2020 Zhang D15/91
2010/0263658 A1 * 10/2010 Ryu F24C 3/085
126/39 E
2011/0011389 A1 * 1/2011 Ryu F23D 14/06
126/39 E
2011/0120444 A1 * 5/2011 Ryu F23D 14/06
126/39 E
2012/0074826 A1 * 3/2012 Klaus A47B 95/02
312/405
2014/0117830 A1 * 5/2014 Lee F25D 25/025
312/402
2016/0153704 A1 * 6/2016 Burke F25D 25/025
312/404
2017/0299196 A1 * 10/2017 Jadhav F24C 15/023
2017/0305732 A1 * 10/2017 Aranda B67D 1/0014
2017/0370594 A1 * 12/2017 Balderas F24C 3/082

FOREIGN PATENT DOCUMENTS

EM 001380356-0001 * 8/2013
EM 002322297-0001 * 3/2014
EM 002322297-0002 * 3/2014
EM 002322297-0004 * 3/2014

* cited by examiner

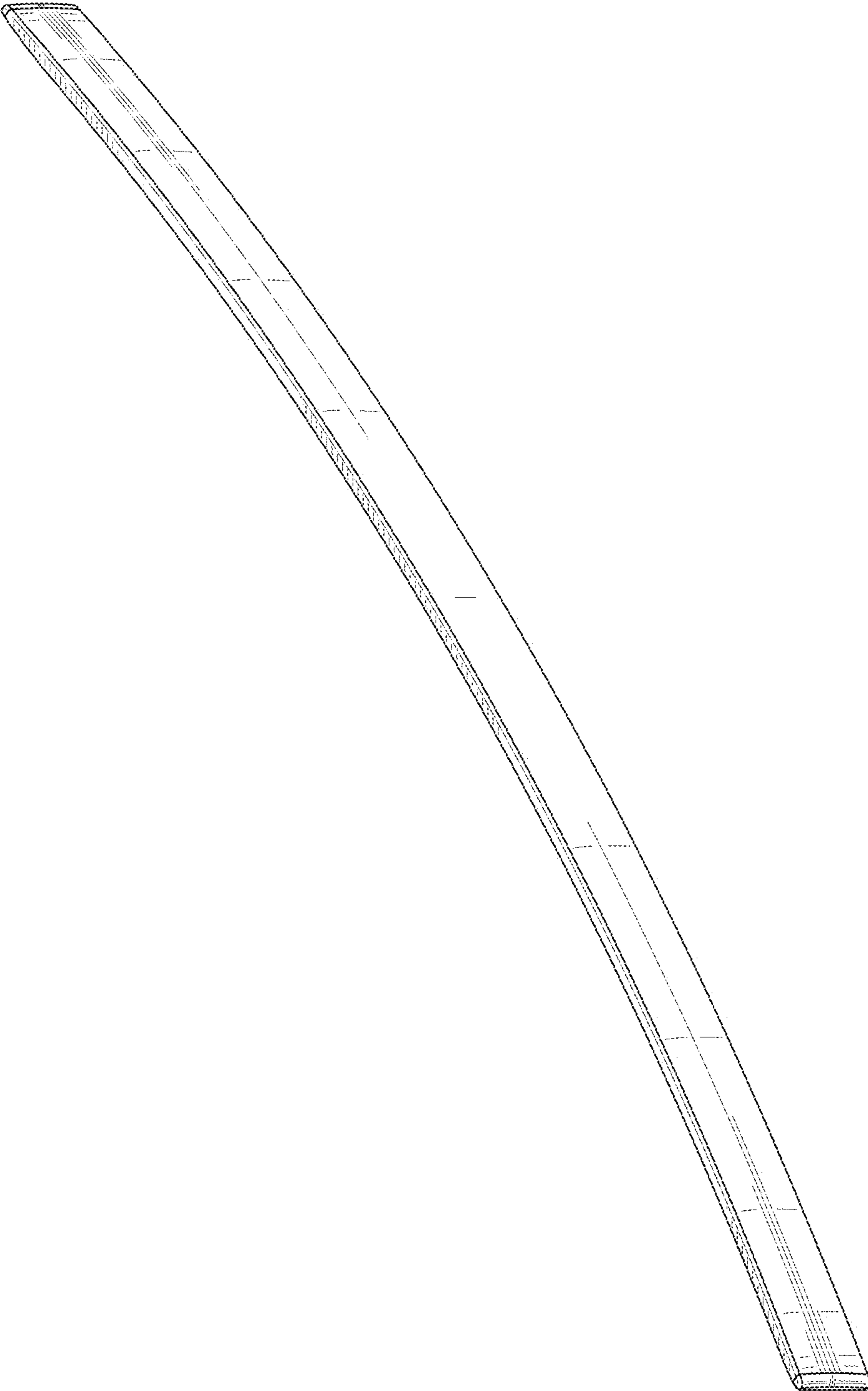


FIG. 1




FIG. 2




FIG. 3

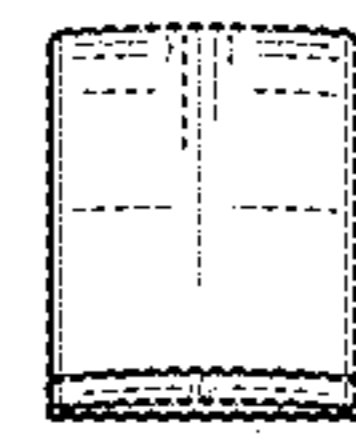


FIG. 4

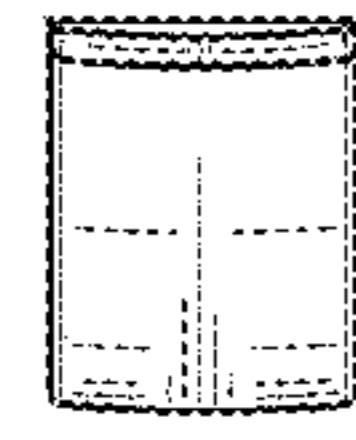


FIG. 5

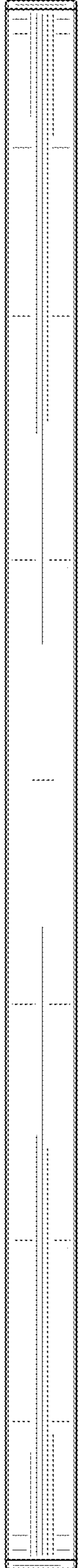


FIG. 6

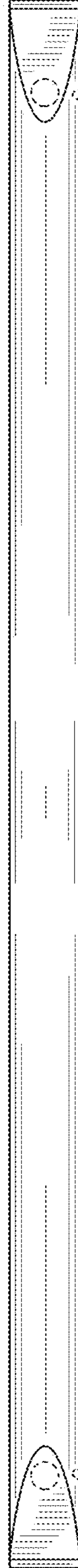


FIG. 7