



US00D901268S

(12) **United States Design Patent** (10) **Patent No.:** **US D901,268 S**
Liao (45) **Date of Patent:** **** Nov. 10, 2020**

(54) **CRIMPING TOOL**
(71) Applicant: **Shenzhenshi Qinbaokeji**
Youxiangongsi, Guangdong (CN)
(72) Inventor: **Qingui Liao**, Guangdong (CN)
(**) Term: **15 Years**
(21) Appl. No.: **29/740,694**
(22) Filed: **Jul. 7, 2020**
(51) **LOC (12) Cl.** **08-05**
(52) **U.S. Cl.**
USPC **D8/52**
(58) **Field of Classification Search**
USPC D8/52, 54, 55, 56, 58
CPC .. H01R 43/042; H01R 43/0421; B25B 27/146
See application file for complete search history.

7,350,393 B2 * 4/2008 Li B25B 7/04
72/409.16
8,516,872 B2 * 8/2013 Battenfeld H01R 43/0421
72/409.16
9,403,264 B2 * 8/2016 Hofmann B25B 7/02
D768,451 S * 10/2016 Persson D8/52
9,660,407 B2 * 5/2017 Chou B25B 27/146
10,205,294 B2 * 2/2019 Broker H01R 43/0421
10,326,248 B2 * 6/2019 Li B25B 27/146
2009/0308132 A1 * 12/2009 Lai B25B 27/146
72/409.16
2019/0319417 A1 * 10/2019 Glockseisen B25B 27/146

* cited by examiner

Primary Examiner — Deanna L Pratt

(57) **CLAIM**

The ornamental design for a crimping tool, as shown and described.

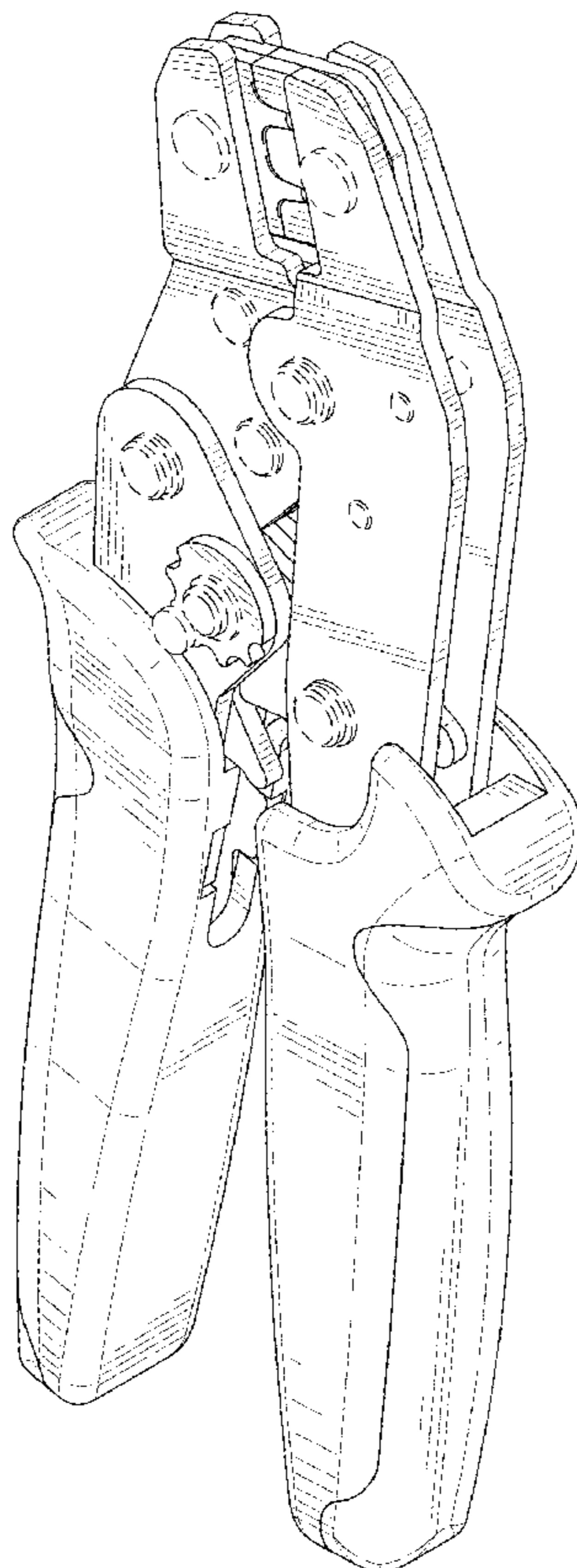
DESCRIPTION

FIG. 1 is a front and top perspective view of a crimping tool, showing my new design;
FIG. 2 is a rear and bottom perspective view thereof;
FIG. 3 is a front elevational view thereof;
FIG. 4 is a rear elevational view thereof;
FIG. 5 is a left side elevational view thereof;
FIG. 6 is a right side elevational view thereof;
FIG. 7 is a top plan view thereof; and,
FIG. 8 is a bottom plan view thereof.
The broken lines in the figures illustrate portions of the crimping tool that form no part of the claimed design.

1 Claim, 8 Drawing Sheets

(56) **References Cited**
U.S. PATENT DOCUMENTS

D245,751 S * 9/1977 Wiener D8/52
D245,752 S * 9/1977 Wiener D8/52
4,057,993 A * 11/1977 Undin B25H 1/005
72/409.12
4,630,462 A * 12/1986 Wiener H01R 43/042
29/751
D461,108 S * 8/2002 Herzog D8/52
D544,323 S 6/2007 Hutchfield



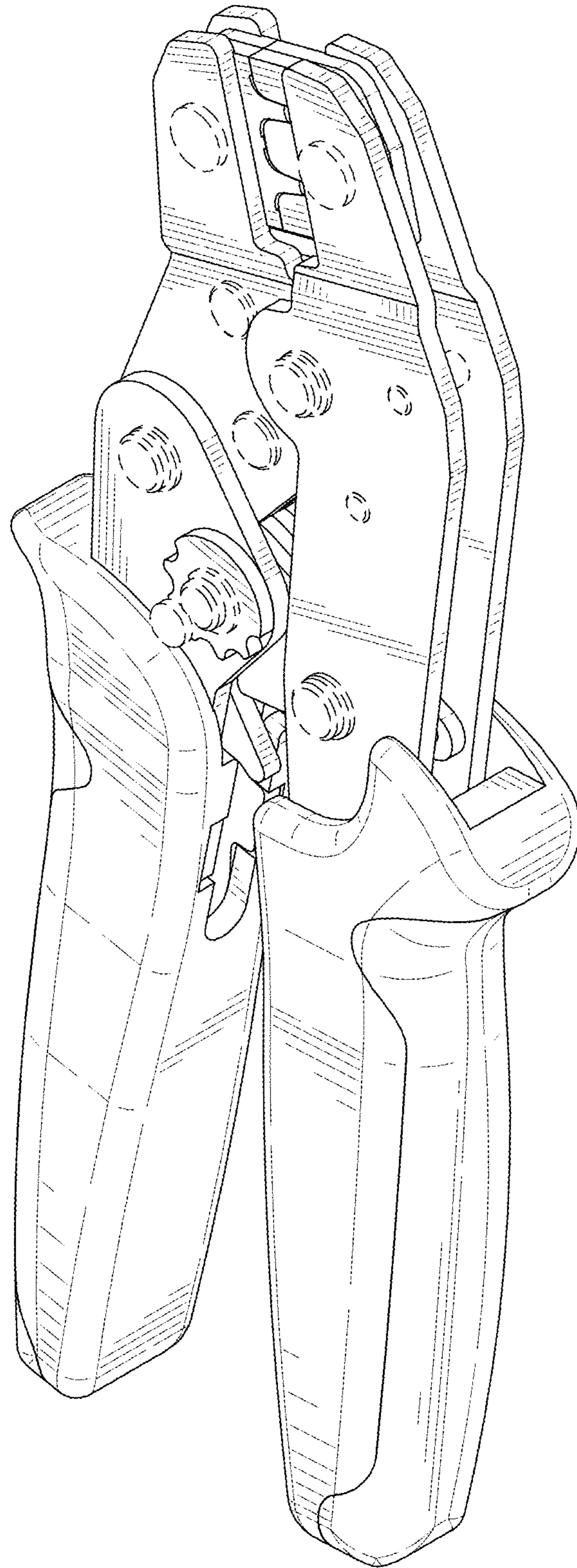


FIG. 1

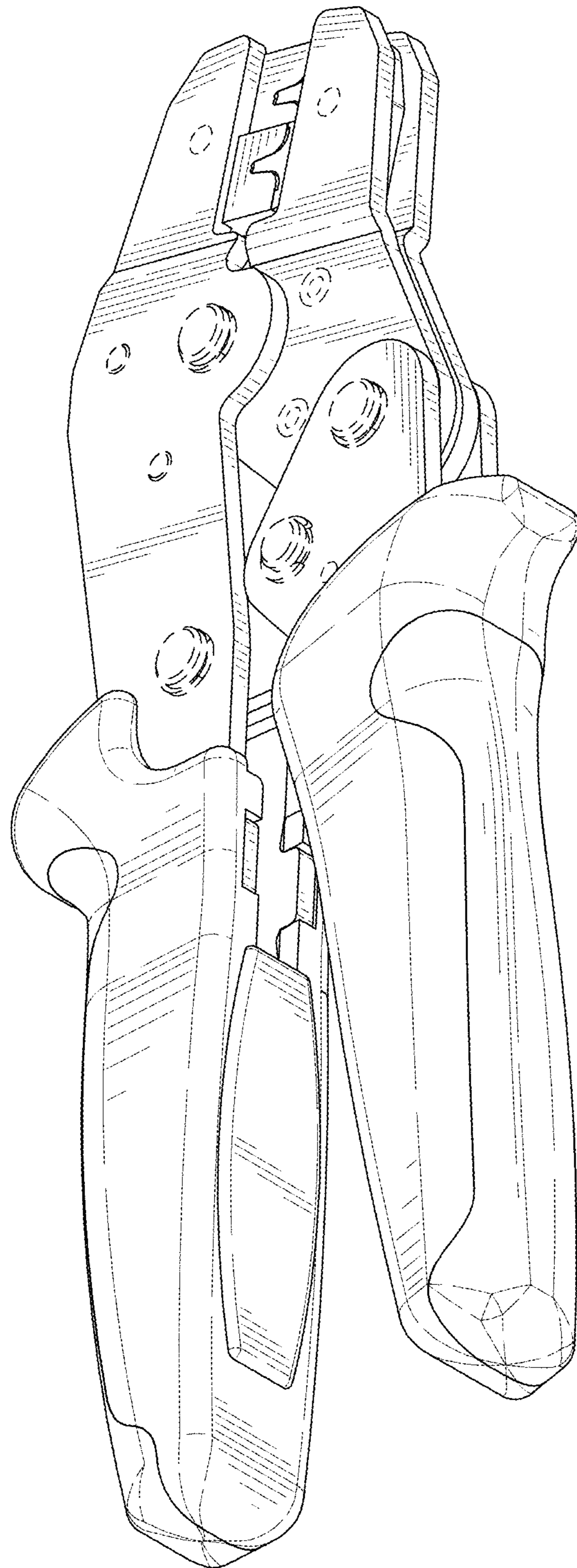


FIG. 2

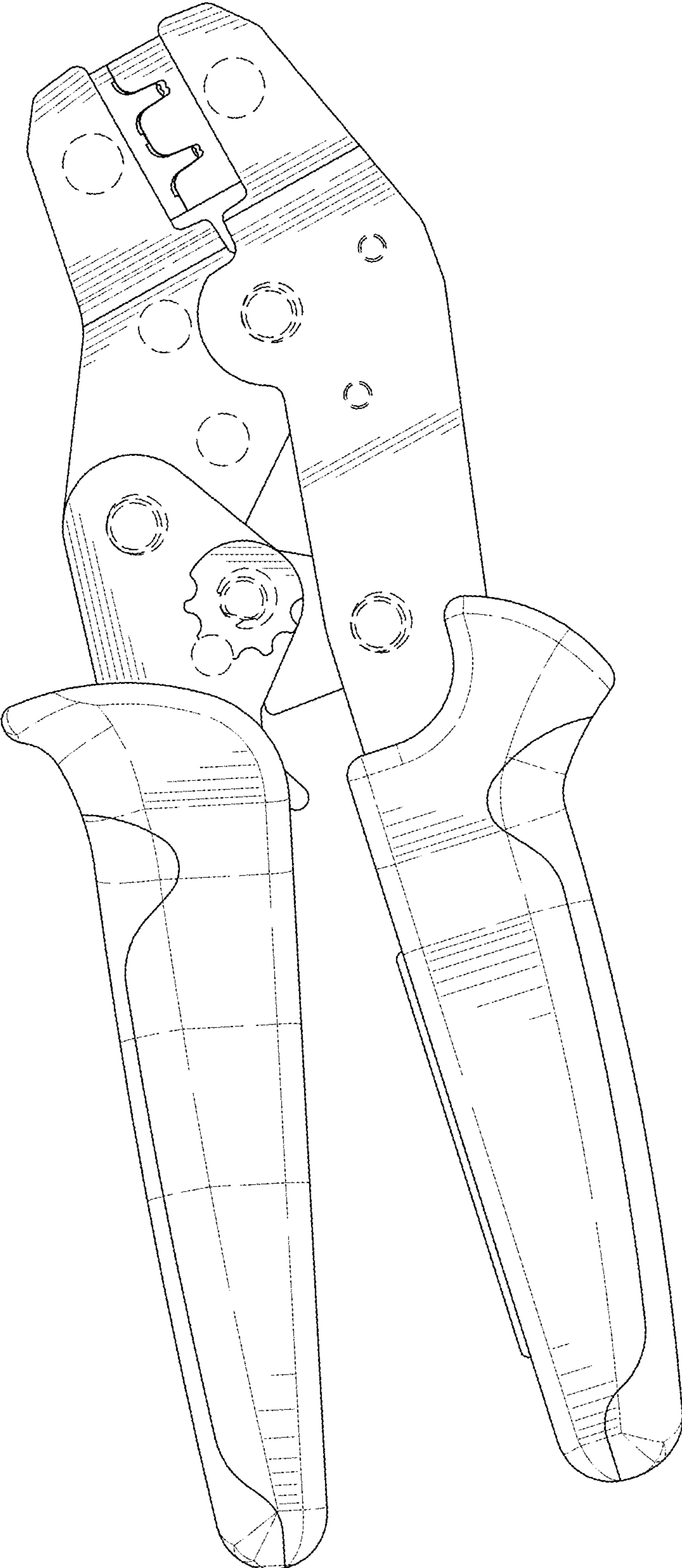


FIG. 3

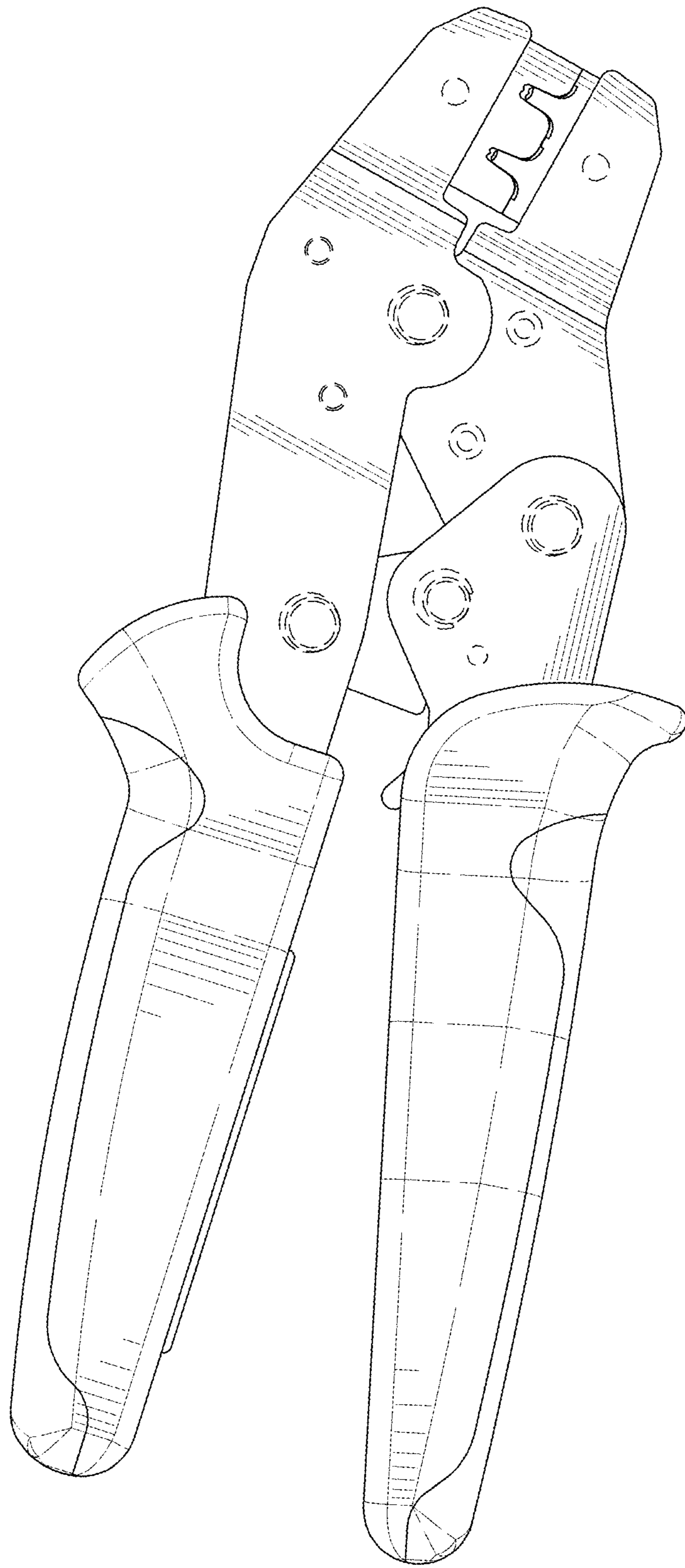


FIG. 4

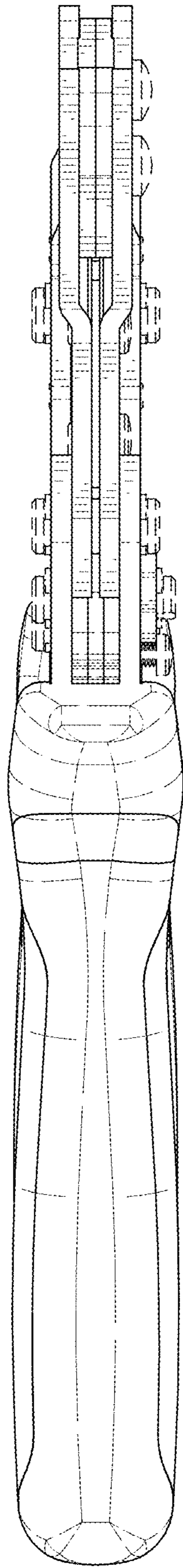


FIG. 5

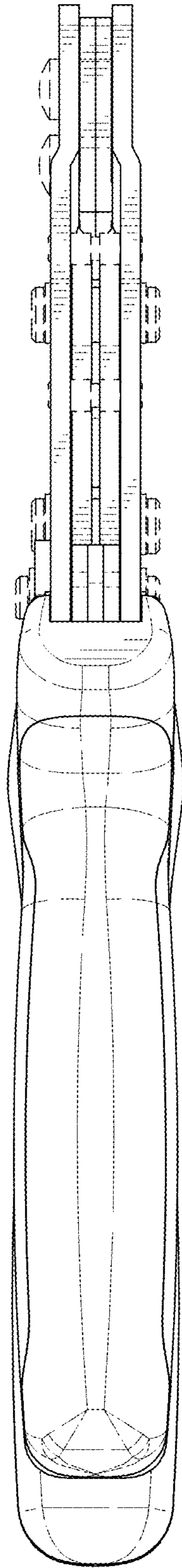


FIG. 6

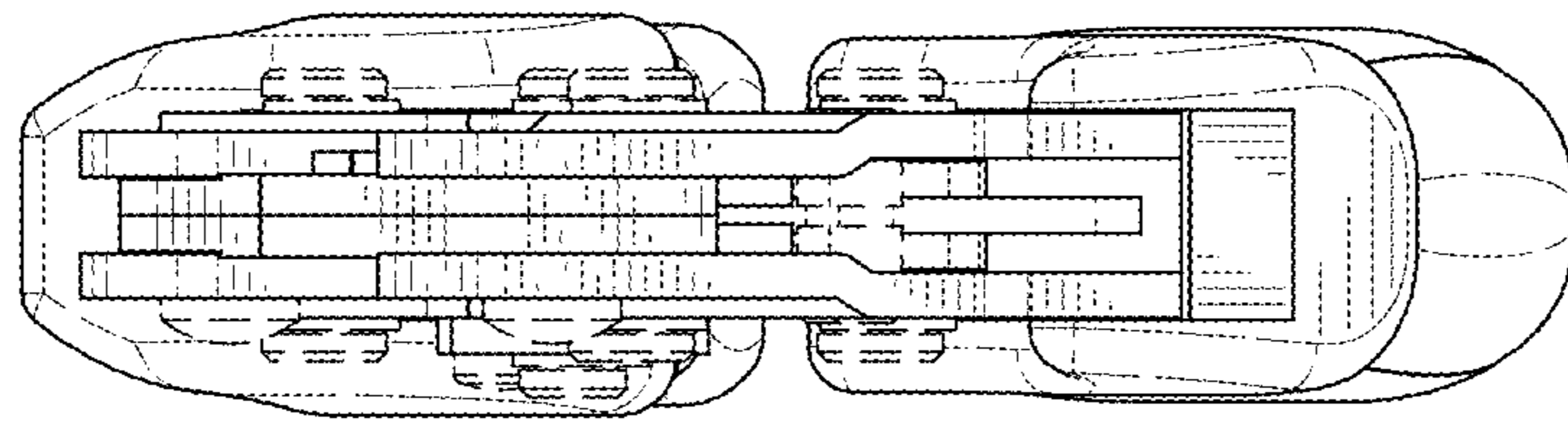


FIG. 7

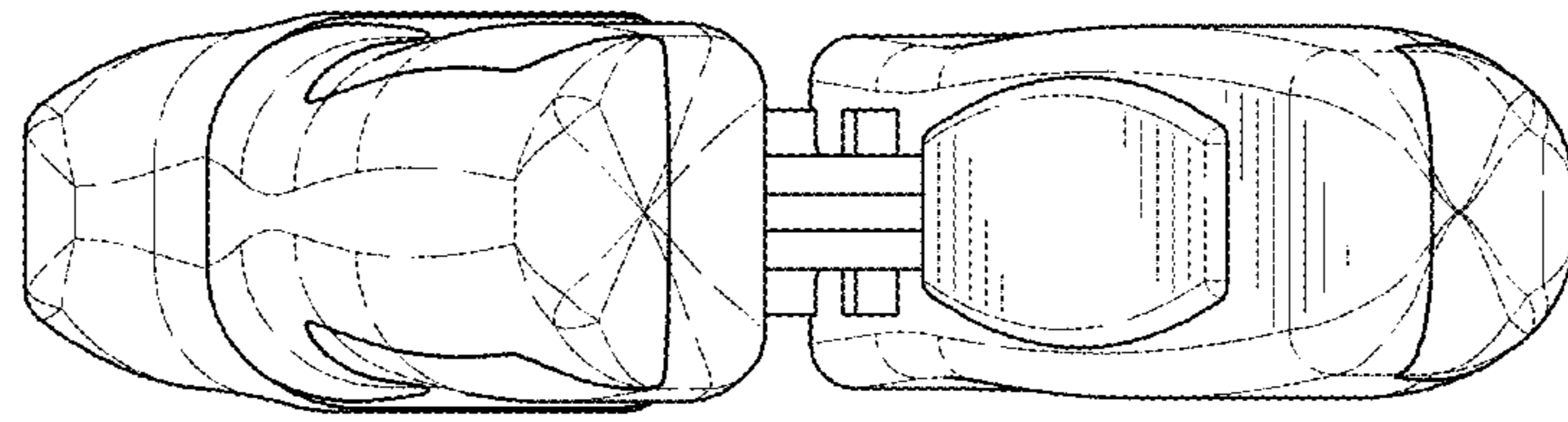


FIG. 8