



US00D901231S

(12) **United States Design Patent**  
**Waller, Jr. et al.**

(10) **Patent No.:** **US D901,231 S**

(45) **Date of Patent:** **\*\* Nov. 10, 2020**

(54) **COOKING PLATTER**

(71) Applicants: **Thomas James Waller, Jr.**, Hammond, LA (US); **Adam Achee Waller**, Hammond, LA (US)

(72) Inventors: **Thomas James Waller, Jr.**, Hammond, LA (US); **Adam Achee Waller**, Hammond, LA (US)

(\*\*) Term: **15 Years**

(21) Appl. No.: **29/666,006**

(22) Filed: **Oct. 9, 2018**

(51) **LOC (12) Cl.** ..... **07-02**

(52) **U.S. Cl.**  
USPC ..... **D7/357**; D7/354; D7/359

(58) **Field of Classification Search**  
USPC ..... D7/323, 354-363, 391, 393-396, 396.1, D7/409, 549, 552.2, 553.1; D28/8.2  
CPC ..... A47G 19/12; A47J 27/00; A47J 27/002; A47J 27/08; A47J 27/21; A47J 27/58; A47J 36/025; A47J 36/027; A47J 36/06; A47J 36/12; A47J 37/00; A47J 37/10; A47J 37/101; A47J 37/103; A47J 37/12; A47J 37/1204; A47J 45/061; A47J 45/071; A47J 45/08; B23K 31/02; H05B 6/12

See application file for complete search history.

(56) **References Cited**

**U.S. PATENT DOCUMENTS**

D16,535 S \* 2/1886 Zacharie ..... D28/8.2  
1,408,256 A \* 2/1922 Boehl ..... A47J 37/10 99/422

D147,570 S \* 9/1947 Talge ..... D7/359  
D199,991 S \* 1/1965 McManamey ..... D7/553.1  
5,229,564 A \* 7/1993 Chiba ..... A47J 36/027 162/158  
D455,316 S \* 4/2002 Carpenter ..... D7/549  
D546,127 S \* 7/2007 Vovan ..... D7/552.2  
D672,192 S \* 12/2012 Zibilich ..... D7/354  
D672,602 S \* 12/2012 Zibilich ..... D7/354  
D672,603 S \* 12/2012 Zibilich ..... D7/354  
D773,884 S \* 12/2016 Waller, Jr. .... D7/357  
D815,891 S \* 4/2018 Waller, Jr. .... D7/396.1  
D869,896 S \* 12/2019 Waller, Jr. .... D7/359

\* cited by examiner

*Primary Examiner* — Ricky Pham

(74) *Attorney, Agent, or Firm* — Jones Walker LLP


(57) **CLAIM**

We claim the ornamental design for a cooking platter, as shown.

**DESCRIPTION**

FIG. 1 is a perspective, front view of a cooking platter showing our new design;  
FIG. 2 is a top plan view thereof;  
FIG. 3 is a bottom plan view thereof; and,  
FIG. 4 is a right side elevation view thereof.  
The figures portion of the platter shown in broken lines form no part of the claimed ornamental design. Similarly, the top edge of the cooking platter is shown in broken lines and also forms no part of the claimed ornamental design.

**1 Claim, 4 Drawing Sheets**



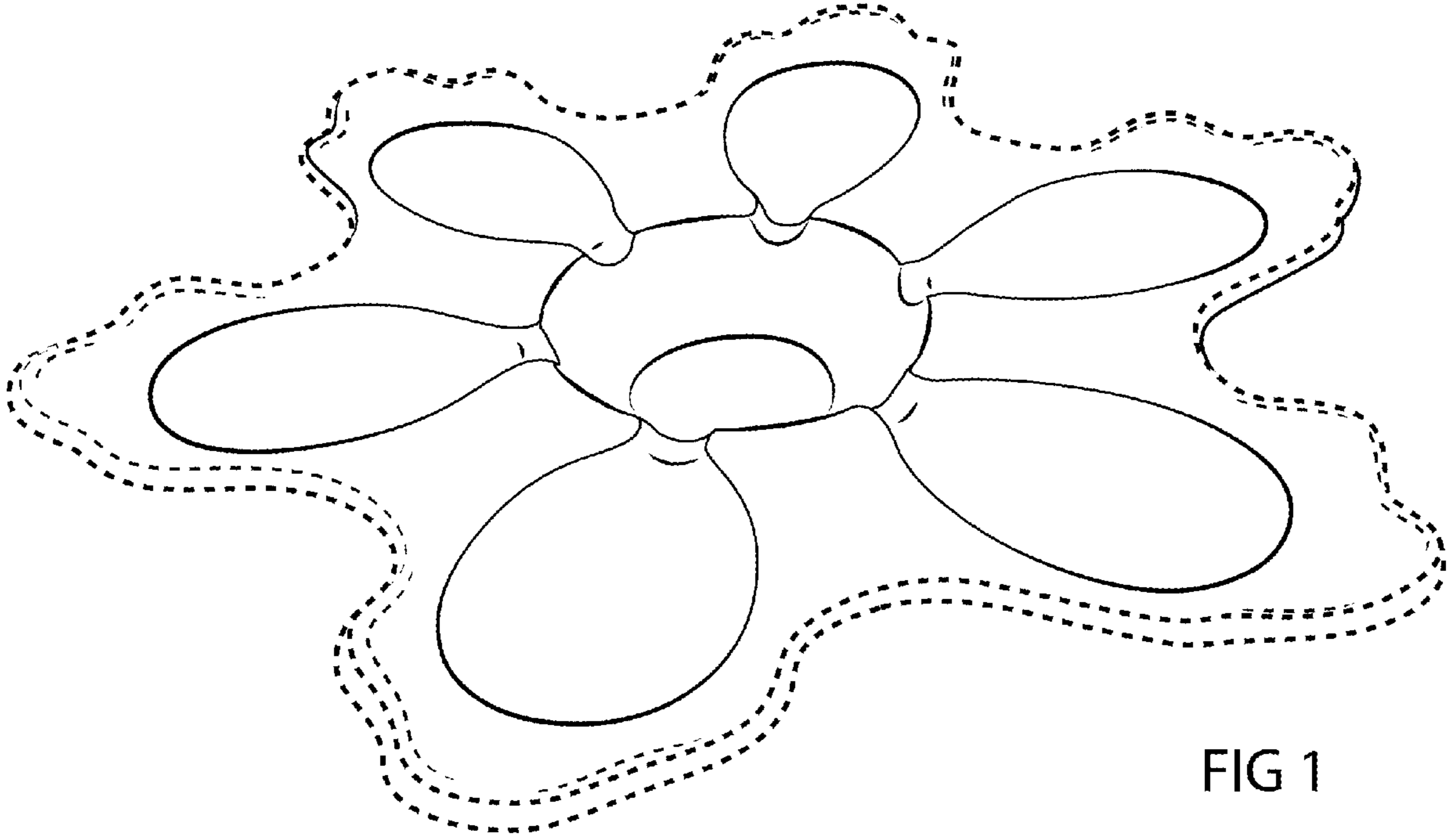


FIG 1

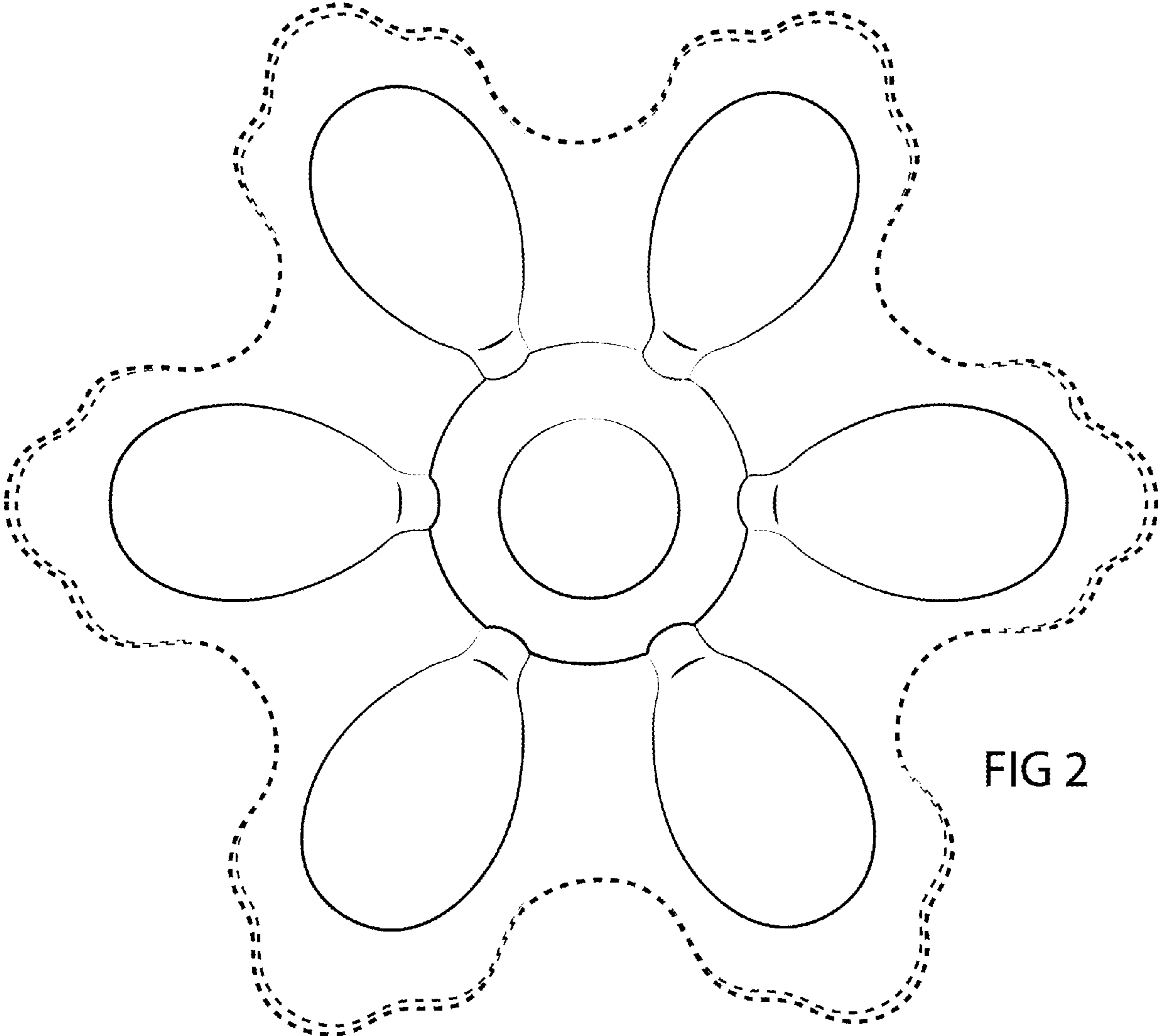


FIG 2

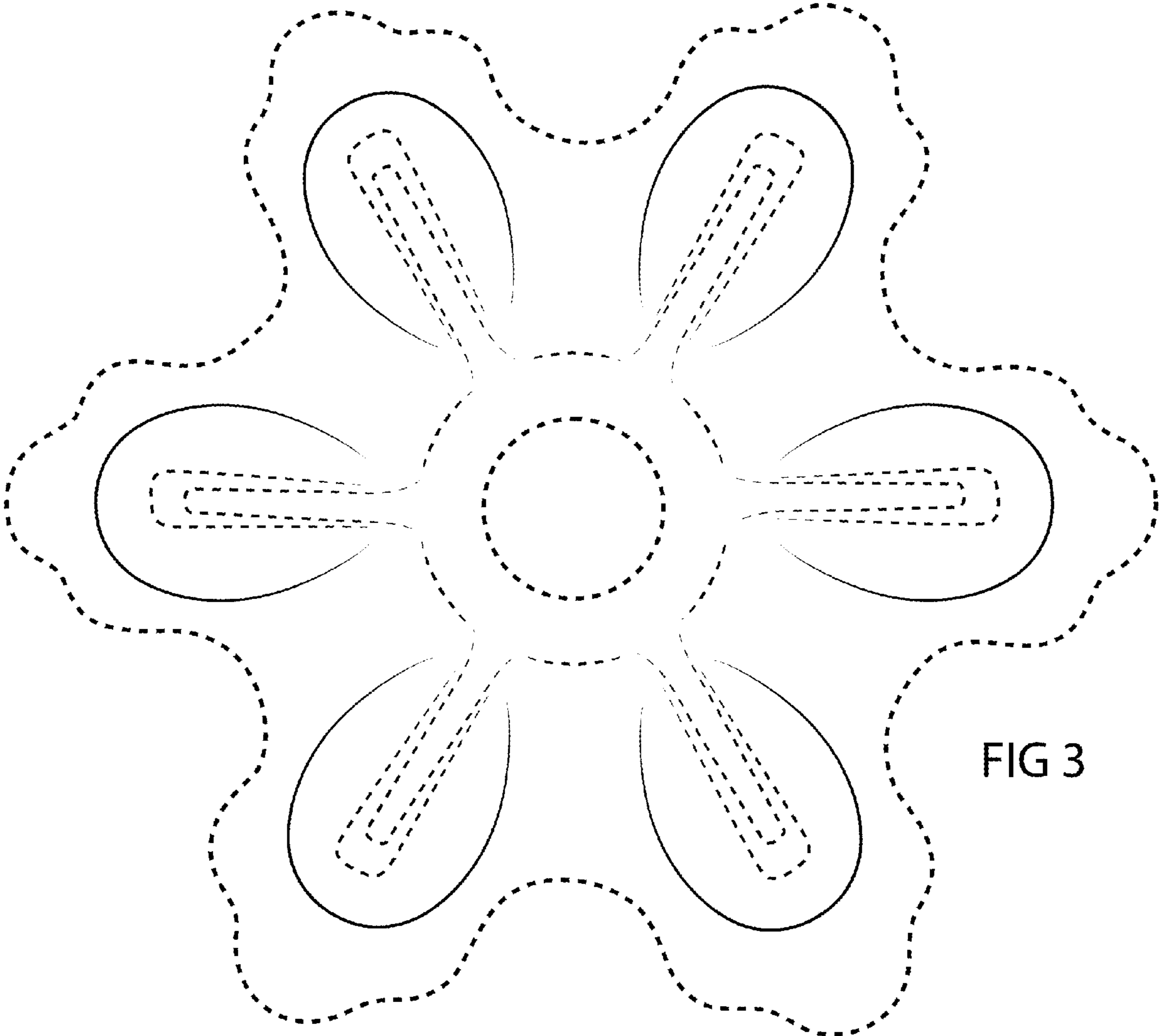


FIG 3

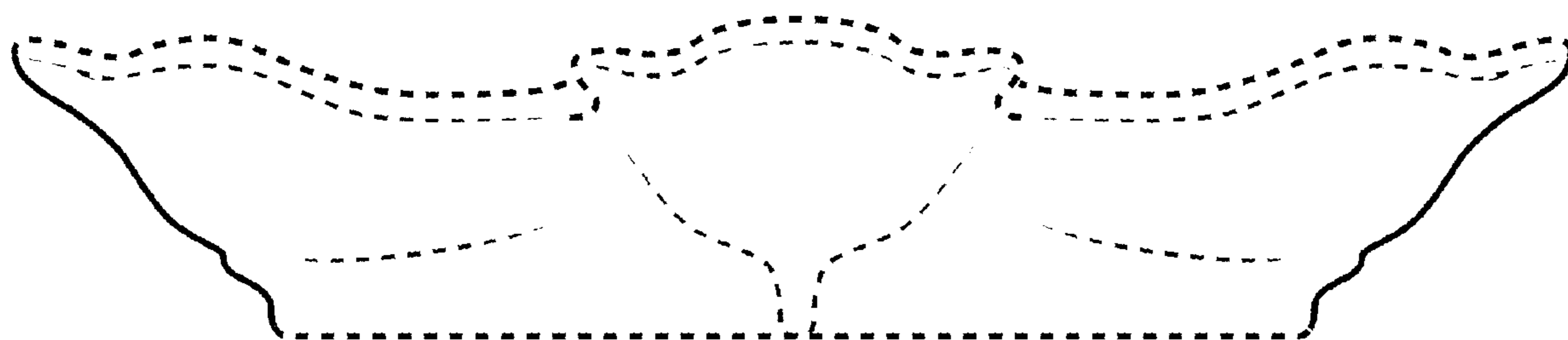


FIG 4