



US00D901230S

(12) **United States Design Patent**
Ye

(10) **Patent No.:** **US D901,230 S**

(45) **Date of Patent:** **** Nov. 10, 2020**

- (54) **ELECTRIC PRESSURE COOKER**
- (71) Applicants: **Xiushan Ye**, Guangzhou (CN);
Guangzhou Shengwei Electric Manufacturing Co., Ltd., Guangzhou (CN)
- (72) Inventor: **Xiushan Ye**, Guangzhou (CN)
- (73) Assignees: **Xiushan Ye**, Guangzhou (CN);
GUANGZHOU SHENGWEI ELECTRIC MANUFACTURING CO., LTD., Guangzhou (CN)

- D452,412 S * 12/2001 Jeong D7/354
- D489,223 S 5/2004 Jung et al.
- D505,293 S * 5/2005 Jung D7/354
- D632,128 S * 2/2011 Lam D7/354
- D698,593 S * 2/2014 Ishikawa D7/354
- D704,500 S * 5/2014 Kim D7/354
- D715,088 S * 10/2014 Kim D7/354
- D743,202 S 11/2015 Sands
- D791,530 S * 7/2017 de Ceglie D7/361
- D803,614 S * 11/2017 Choi D7/354
- D833,202 S 11/2018 Yang et al.

(Continued)

- (**) Term: **15 Years**
- (21) Appl. No.: **29/745,252**
- (22) Filed: **Aug. 5, 2020**
- (51) **LOC (12) Cl.** **07-02**
- (52) **U.S. Cl.**
USPC **D7/354**
- (58) **Field of Classification Search**
USPC D7/323, 354-361
CPC A23L 1/01; A23L 1/0107; A23L 1/0114;
A47J 27/00; A47J 27/08; A47J 27/09;
A47J 27/092; A47J 36/025; A47J 36/06;
A47J 36/08; A47J 36/10; A47J 36/12;
A47J 36/165; A47J 36/18; A47J 36/20;
A47J 36/22; A47J 37/00; A47J 37/0641;
A47J 37/12; A47J 37/1204; A47J
37/1209; A47J 37/1214; A47J 37/1219;
A47J 37/1266; A47J 37/1285; A47J
37/129; A47J 37/1295; G07F 17/0064;
G07F 17/0078; G07F 17/0085; H05B
6/02; H05B 6/06; H05B 6/12
See application file for complete search history.

(56) **References Cited**

U.S. PATENT DOCUMENTS

- 5,839,357 A * 11/1998 Ha A47J 27/0813
99/337
- D410,815 S * 6/1999 Oger D7/354

OTHER PUBLICATIONS

Tianji Electric Rice Cooker FD30D with Ceramic Inner Pot; <https://www.amazon.com/dp/B07SRC9Z7F/>; Date first available Jun. 6, 2019 (Year: 2019).*

Primary Examiner — Ricky Pham

(57) **CLAIM**

The ornamental design for an electric pressure cooker, as shown and described.

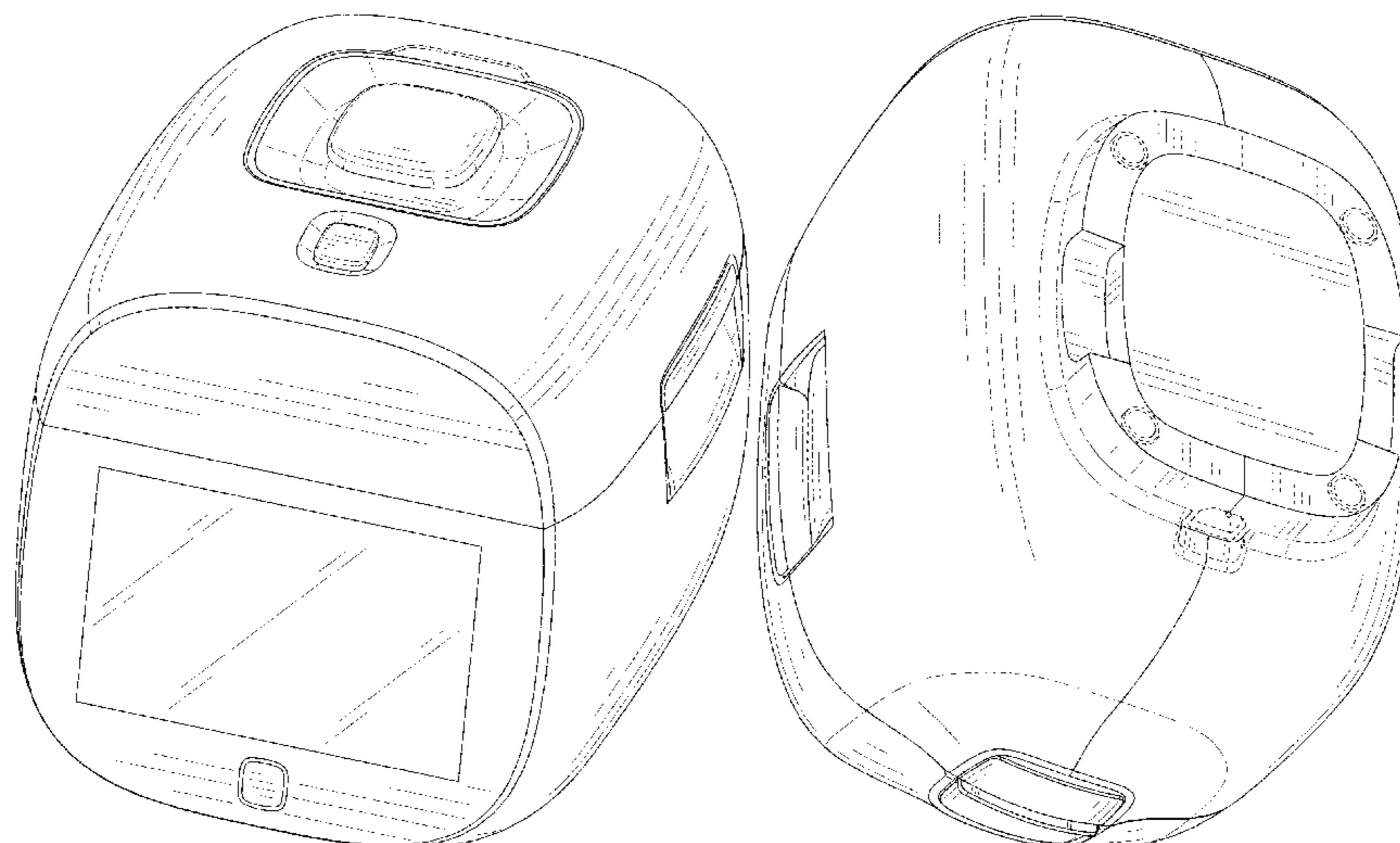
DESCRIPTION

FIG. 1 is a perspective view of an electric pressure cooker according to an embodiment;
 FIG. 2 is another perspective view thereof;
 FIG. 3 is a front elevational view thereof;
 FIG. 4 is a rear elevational view thereof;
 FIG. 5 is a left side elevational view thereof;
 FIG. 6 is a right side elevational view thereof;
 FIG. 7 is a top plan view thereof; and,
 FIG. 8 is a bottom plan view thereof.

The short dash broken lines in the drawings depict portions of the electric pressure cooker that form no part of the claimed design.

The diagonal shaded lines in the figures show a display surface.

1 Claim, 8 Drawing Sheets



(56)

References Cited

U.S. PATENT DOCUMENTS

D860,712 S	9/2019	Yang et al.	
D862,973 S *	10/2019	Miyawaki	D7/354
D871,825 S *	1/2020	Miyawaki	D7/354
D879,539 S *	3/2020	Chen	D7/354

* cited by examiner

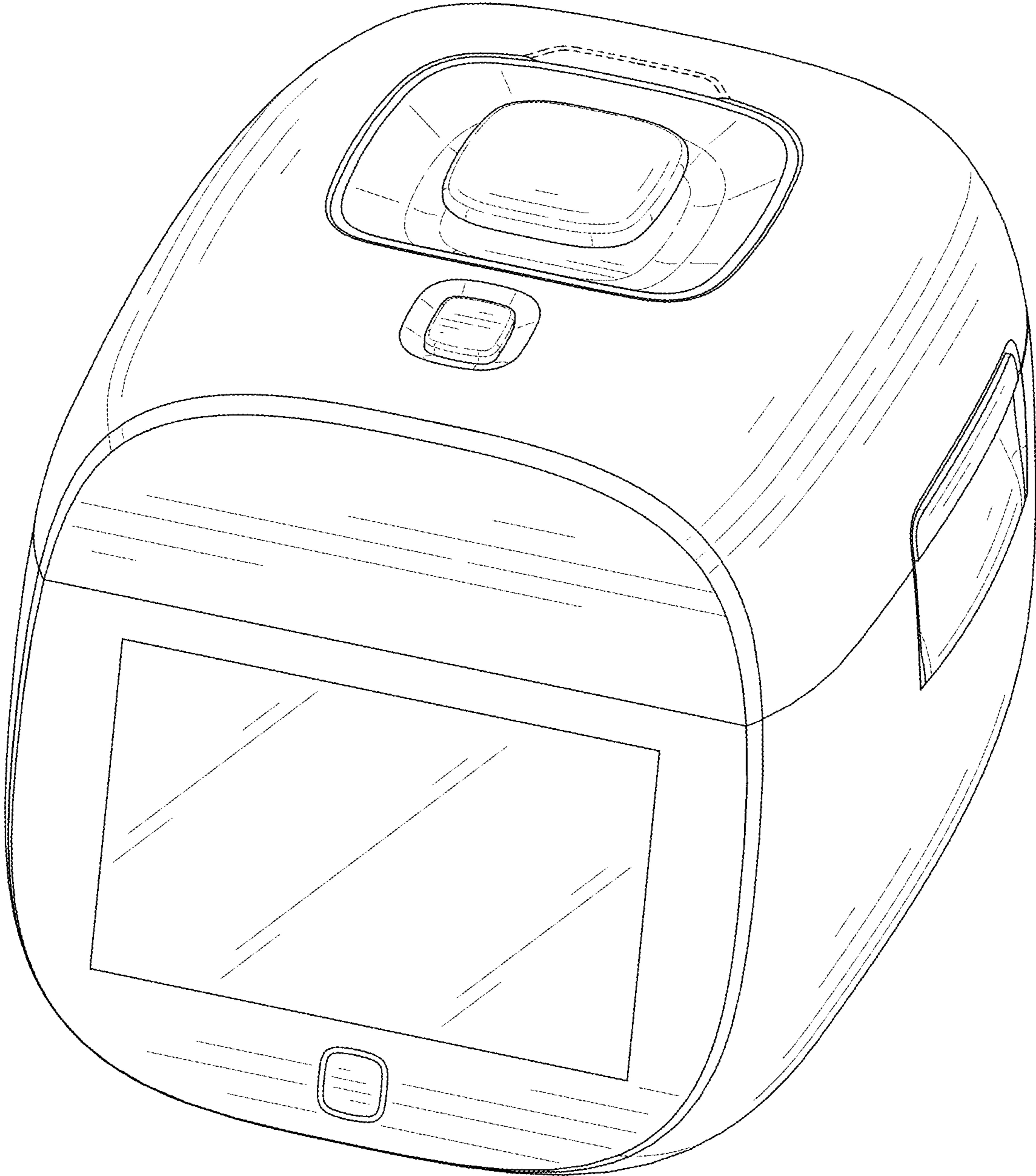


FIG. 1

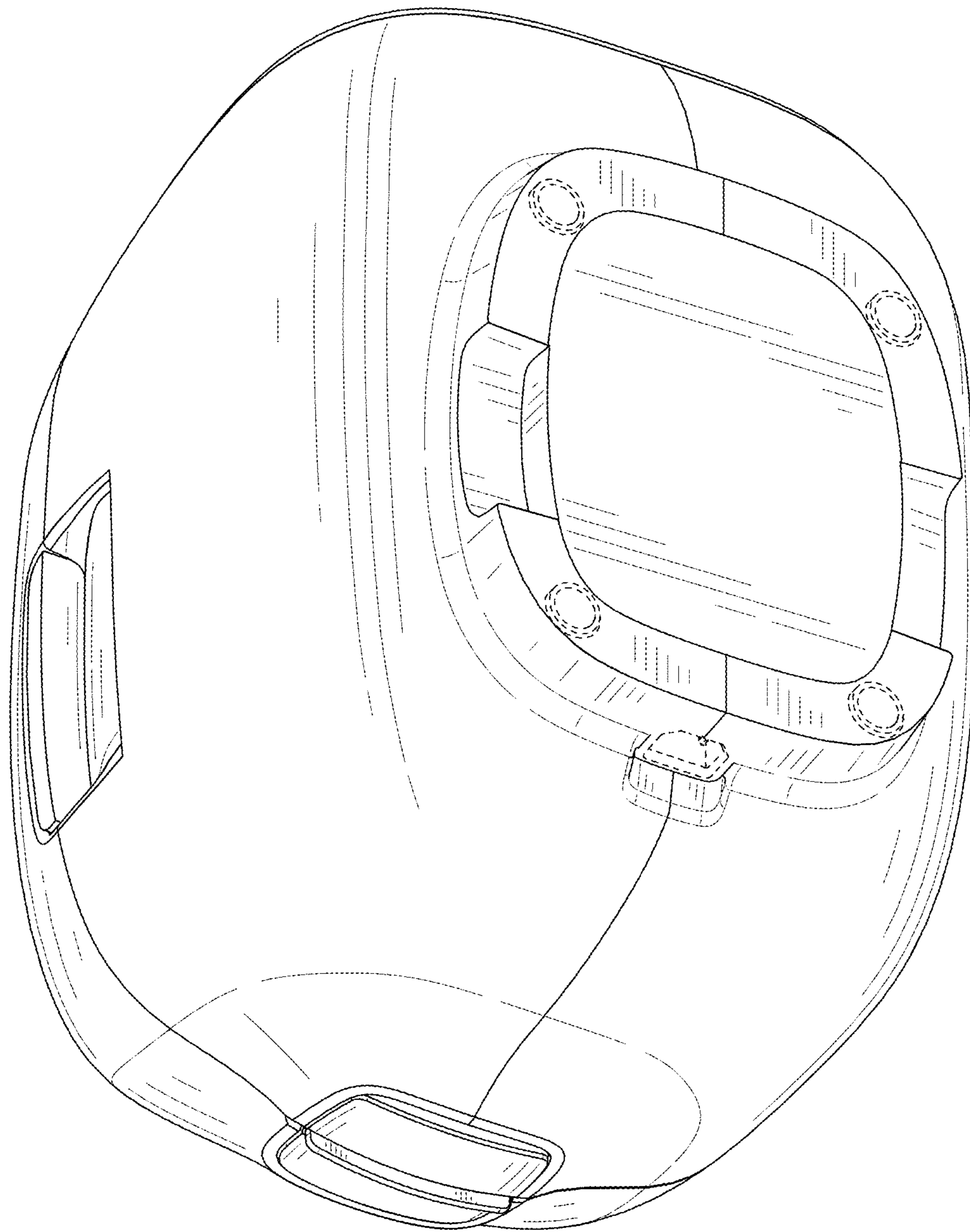


FIG. 2

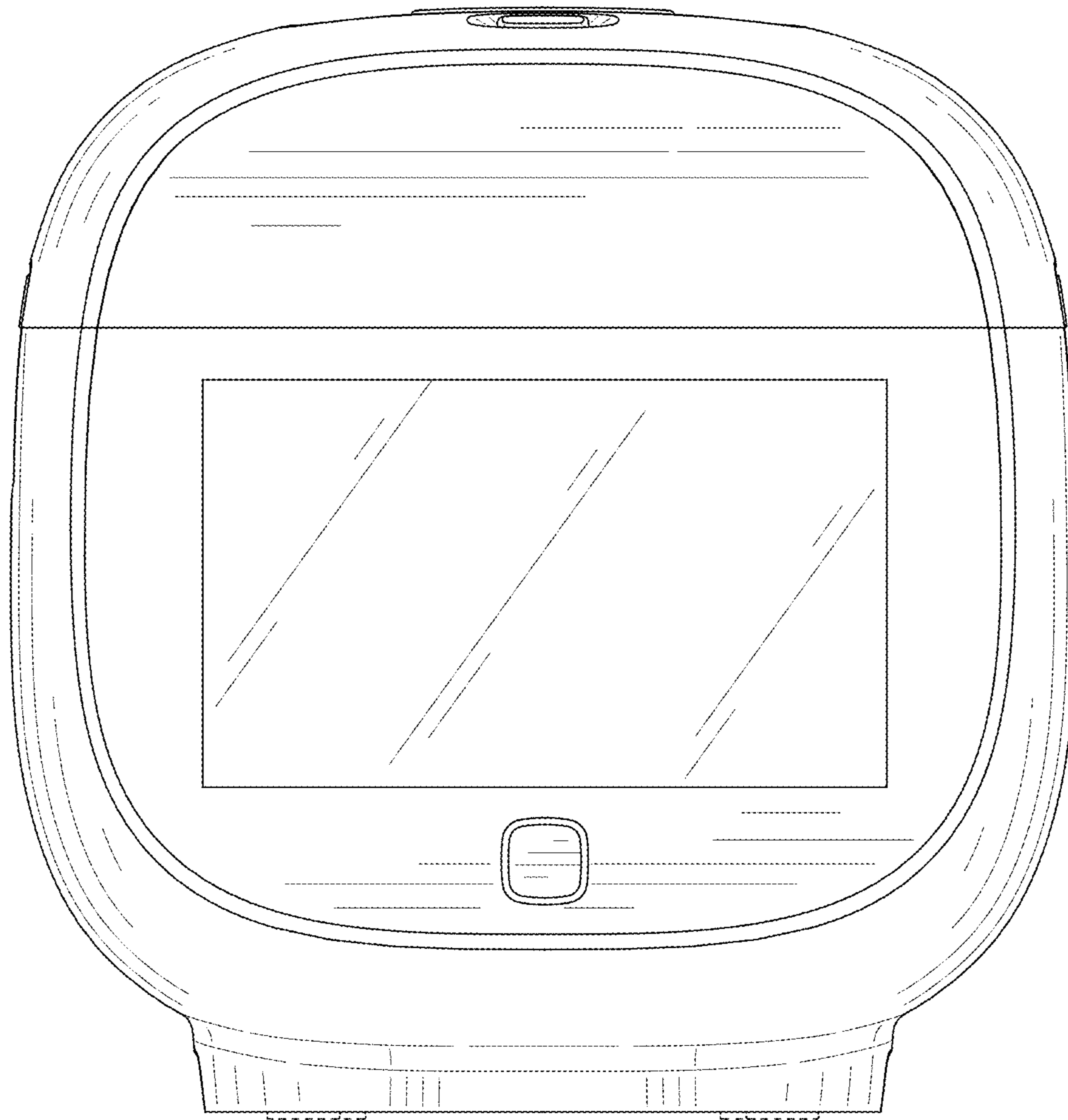


FIG. 3

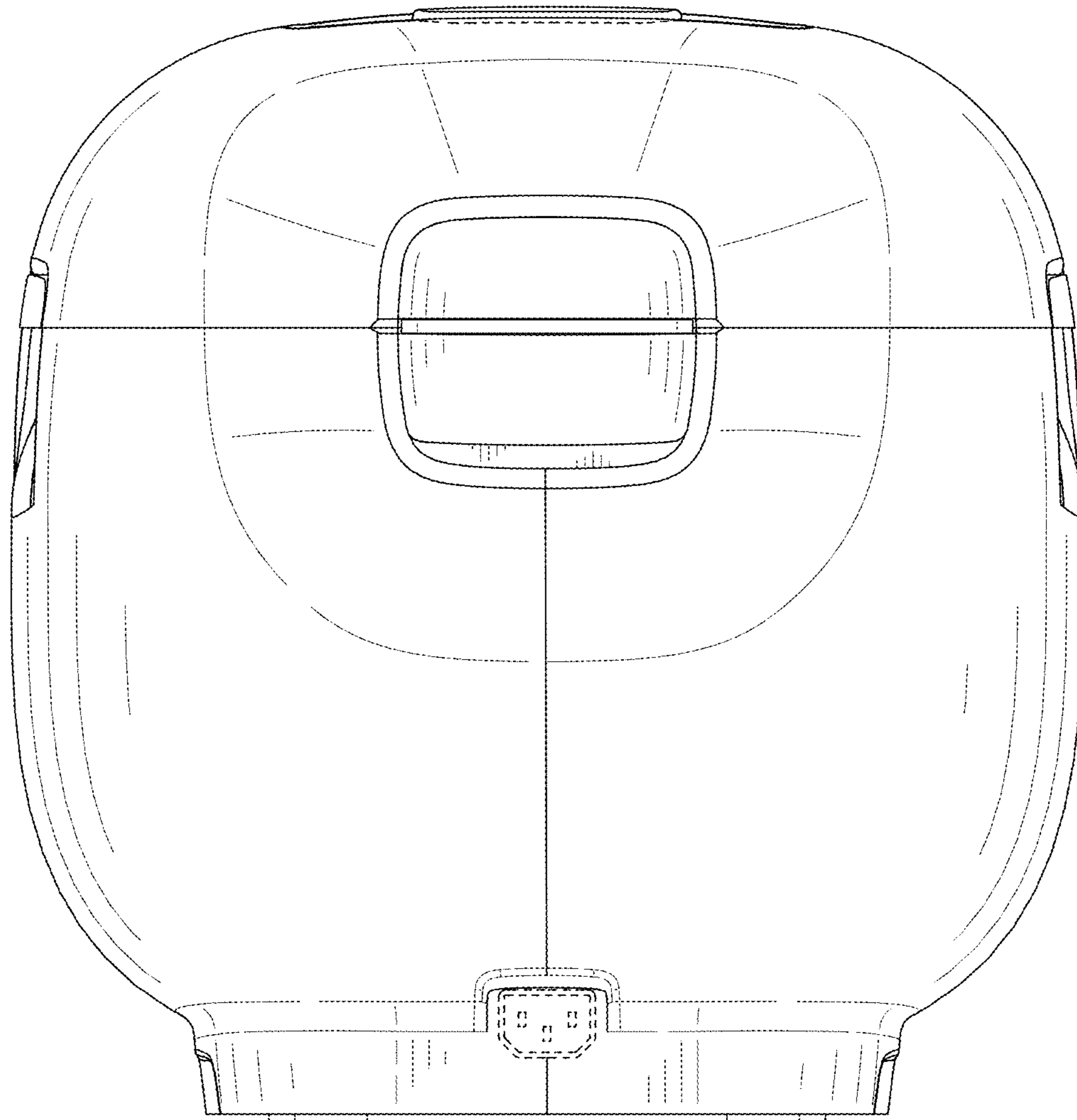


FIG. 4




FIG. 5




FIG. 6

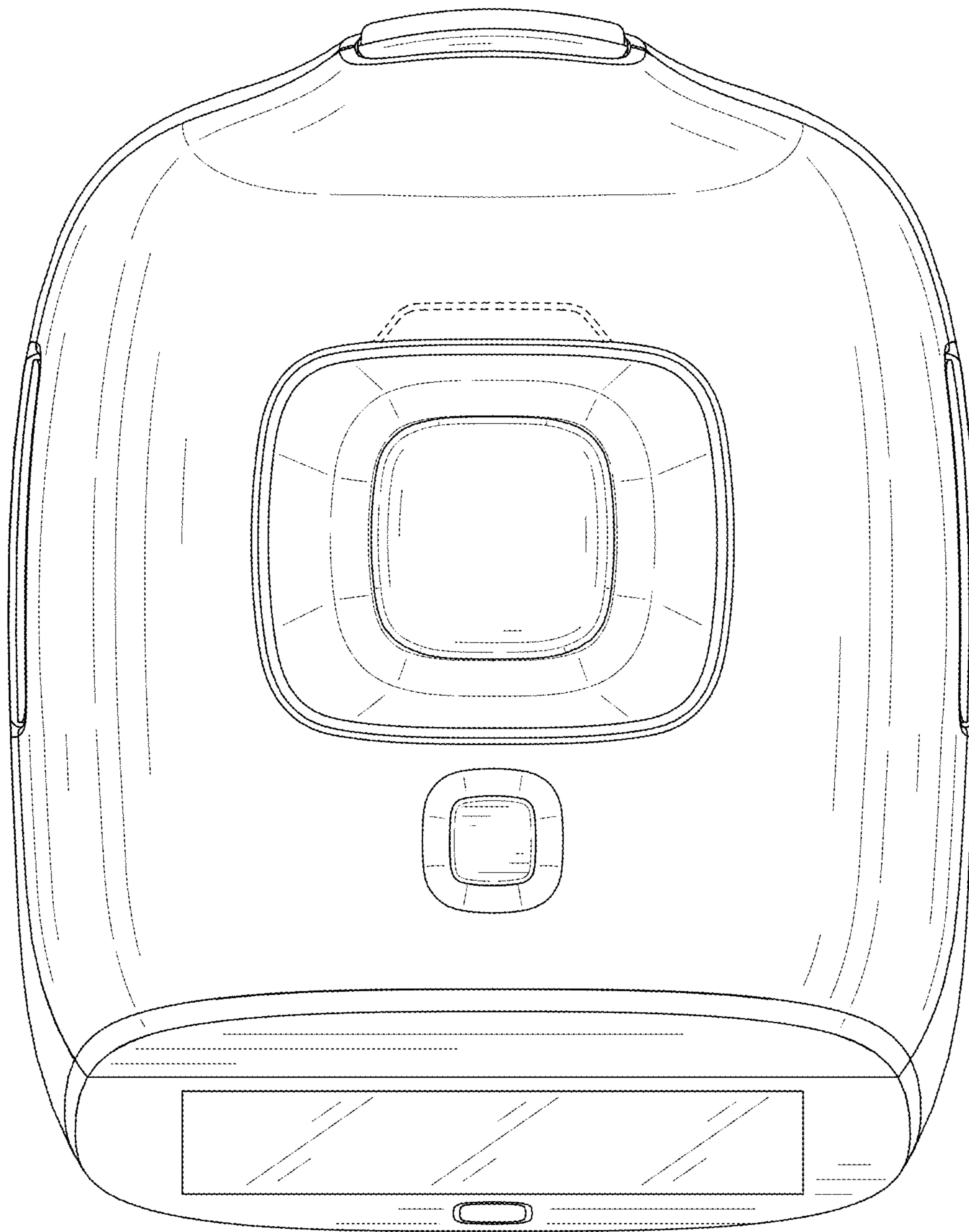


FIG. 7

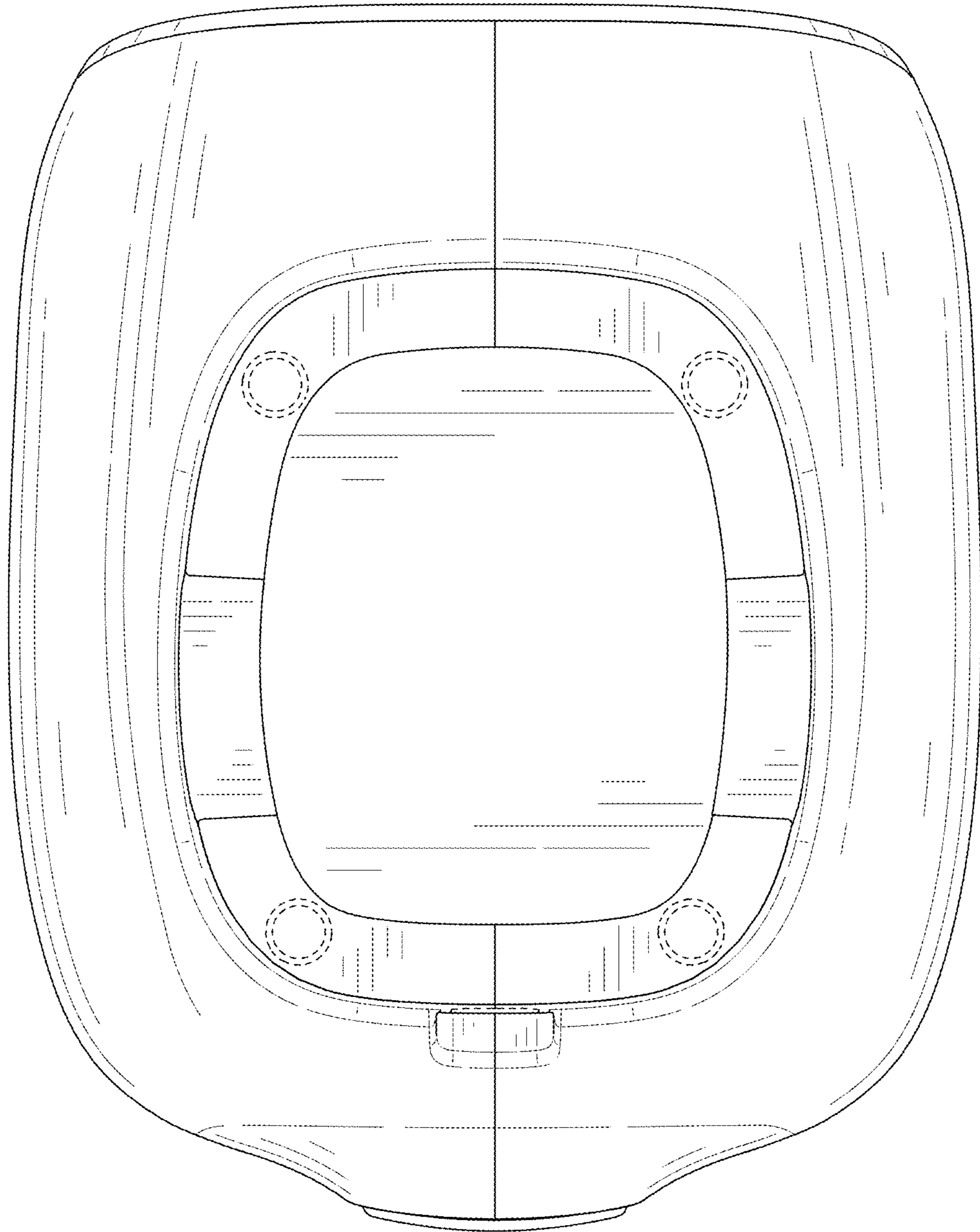


FIG. 8