



US00D901216S

(12) **United States Design Patent**
Choi et al.

(10) **Patent No.:** **US D901,216 S**

(45) **Date of Patent:** **** Nov. 10, 2020**

(54) **MAIN BODY OF INDOOR PLANT CULTIVATORS**

(71) Applicant: **LG ELECTRONICS INC.**, Seoul (KR)

(72) Inventors: **Kyukwan Choi**, Seoul (KR); **Sunil Cho**, Seoul (KR); **Joosang Kim**, Seoul (KR); **Minsub Kim**, Seoul (KR)

(73) Assignee: **LG ELECTRONICS INC.**, Seoul (KR)

(**) Term: **15 Years**

(21) Appl. No.: **29/698,495**

(22) Filed: **Jul. 17, 2019**

(30) **Foreign Application Priority Data**

Jan. 18, 2019 (WO) WO79330

(51) **LOC (12) Cl.** **06-06**

(52) **U.S. Cl.**
USPC **D6/675.1**

(58) **Field of Classification Search**
USPC ... D6/552, 572-574, 675, 675.2, 705, 705.1, D6/705.2, 705.6, 705.7, 706, 675.1; D11/143
CPC A47F 5/0018; A47F 5/01; A47F 5/0031; A47F 5/0081; A47F 5/0093; A47B 96/02
See application file for complete search history.

(56) **References Cited**

U.S. PATENT DOCUMENTS

D185,801 S * 8/1959 Maslow D6/705.6
D243,985 S * 4/1977 Brown D15/85
D326,579 S * 6/1992 Leeds D6/566
5,283,974 A * 2/1994 Graf, Jr. A01G 9/00
47/60

D366,049 S * 1/1996 Matthews D15/85
D418,342 S * 1/2000 Von Gunten D6/705.6
D440,078 S * 4/2001 Carrabba D6/675.1
6,255,103 B1 * 7/2001 Tamaoki C12M 37/00
219/407
D524,830 S * 7/2006 Lei D15/81
D550,256 S * 9/2007 Lei D15/81
D627,180 S * 11/2010 McCombs D6/705.6
D659,725 S * 5/2012 Wolfe D15/85
D758,772 S * 6/2016 Coretti, Jr. D6/705.6
D785,996 S * 5/2017 Tsai D6/705.6
D788,185 S * 5/2017 Wolfe D15/79
D812,945 S * 3/2018 Turner D6/705.6
D829,471 S * 10/2018 Fortmann D6/661
D857,425 S * 8/2019 Crutcher D6/661
D858,148 S * 9/2019 Crutcher D6/661
D860,854 S * 9/2019 Mehmetalioglu D11/145

(Continued)

Primary Examiner — Kelley A Donnelly

(74) *Attorney, Agent, or Firm* — Birch, Stewart, Kolasch & Birch, LLP

(57) **CLAIM**

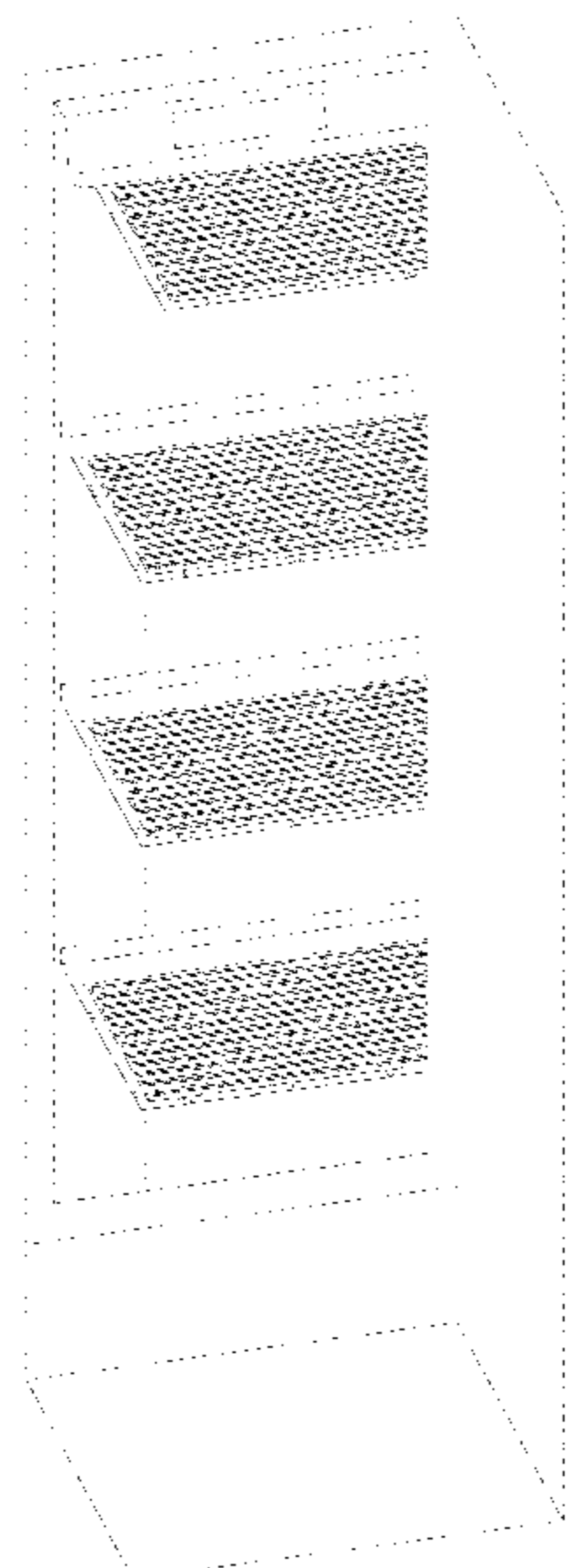
The ornamental design for a main body of indoor plant cultivators, as shown and described.

DESCRIPTION

FIG. 1 is a bottom right perspective view of the main body of indoor plant cultivators showing our new design; FIG. 2 is a bottom left perspective view thereof; FIG. 3 is a front view thereof; FIG. 4 is a back view thereof; FIG. 5 is a left view thereof where the right view is a mirror image; FIG. 6 is a top view thereof where the bottom view is a mirror image; and, FIG. 7 is an enlarged cross-sectional view taken along line 1-1', 2-2' and 3-3' of FIG. 3.

The broken lines depict portions of the main body of indoor plant cultivators that form no part of the claimed design.

1 Claim, 7 Drawing Sheets



(56)

References Cited

U.S. PATENT DOCUMENTS

D861,384 S * 10/2019 Crutcher D6/661
2009/0244884 A1 * 10/2009 Trulaske, Sr. A47F 3/001
362/94
2017/0347547 A1 * 12/2017 Lu G08B 21/18

* cited by examiner

FIG. 1

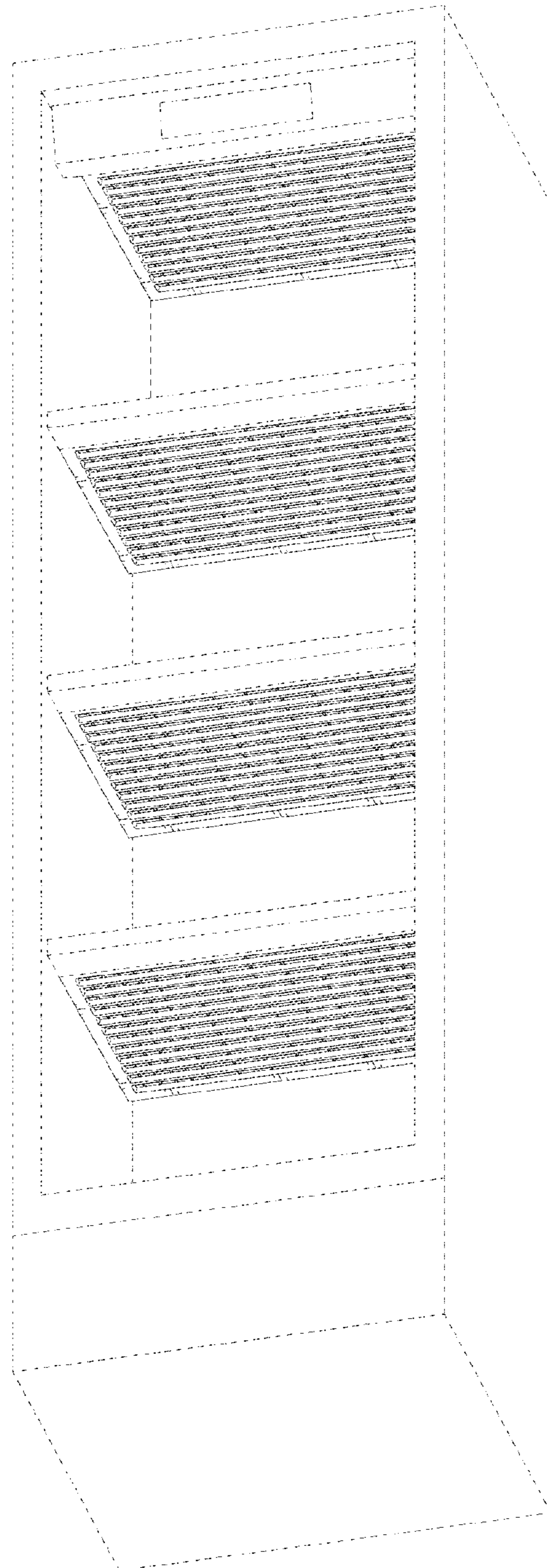


FIG. 2

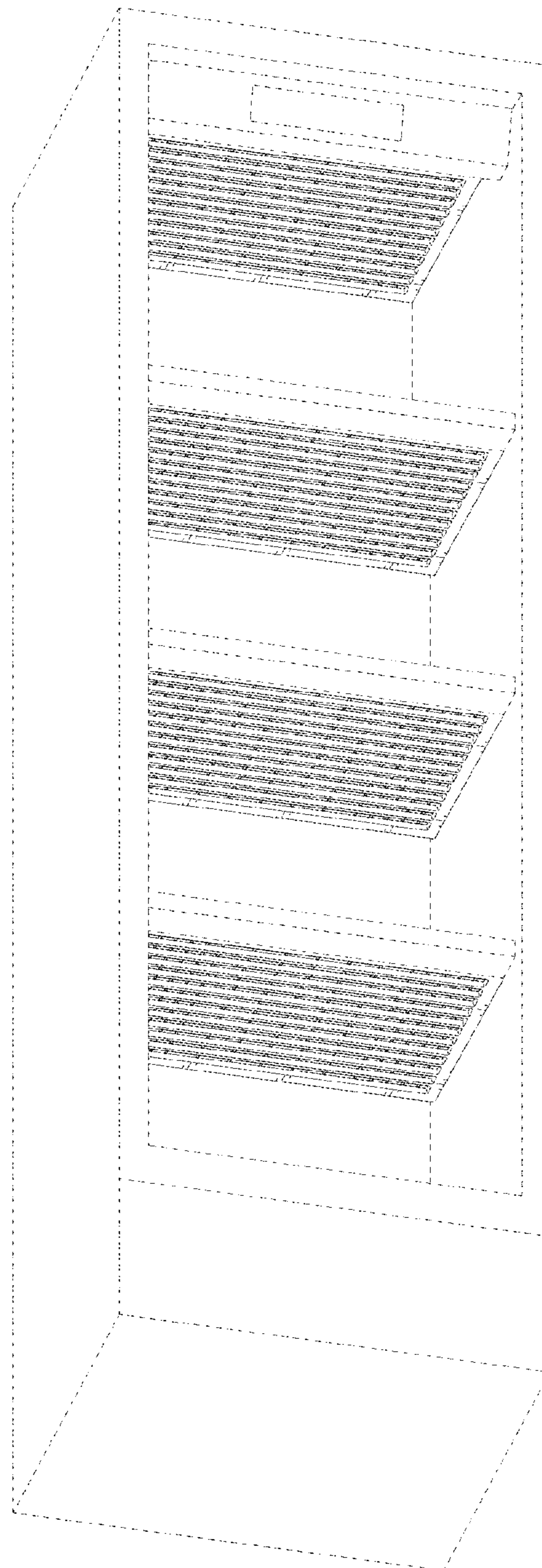


FIG. 3




FIG. 4




FIG. 5




FIG. 6



FIG. 7

