



US00D901209S

(12) **United States Design Patent**
Hall et al.

(10) **Patent No.:** **US D901,209 S**

(45) **Date of Patent:** **** Nov. 10, 2020**

- (54) **EXERCISE MAT**
- (71) Applicants: **Brittney Hall**, Dallas, TX (US); **Tyler Hall**, Dallas, TX (US)
- (72) Inventors: **Brittney Hall**, Dallas, TX (US); **Tyler Hall**, Dallas, TX (US)
- (**) Term: **15 Years**
- (21) Appl. No.: **29/689,911**
- (22) Filed: **May 2, 2019**
- (51) **LOC (12) Cl.** **06-11**
- (52) **U.S. Cl.**
USPC **D6/582**
- (58) **Field of Classification Search**
USPC D6/582-589, 591, 592, 609, 613, 614;
D12/203, 608; D19/9, 10, 37, 113;
D21/686, 780; D23/261, 310, 361;
D25/138, 156, 157, 163; D30/161;
D32/57
CPC A47G 27/02; A47G 27/0206; A47G
27/0212; A47G 27/0218; A47G 27/0225;
A47G 27/0231; A47G 27/0237; A47G
27/0275; A47G 27/0293; A47G 9/062;
A47K 3/002; A63B 6/00; A63B 21/4037;
E04F 2201/095; E04F 19/10; A47L
23/26; A47L 23/266
See application file for complete search history.

- 5,266,378 A * 11/1993 Stephenson B60T 3/00
188/32
- D443,909 S * 6/2001 Mirafior D21/792
- D503,579 S * 4/2005 Covert A47L 23/26
D6/601
- D516,977 S * 3/2006 Keilhauer D12/203
- D554,208 S * 10/2007 Palaszek D21/662
- D556,260 S * 11/2007 Starr A63B 1/00
D19/59
- D701,062 S * 3/2014 Kinsella A63B 23/0205
D6/582
- D790,879 S * 7/2017 Maggard D6/601
- D862,590 S * 10/2019 Mateer D19/10
- 2008/0214361 A1 * 9/2008 Oster A63B 6/00
482/23
- 2014/0113781 A1 * 4/2014 McCarter A63B 23/0205
482/140
- 2018/0153372 A1 * 6/2018 Latteri A63B 21/4037
- 2018/0250548 A1 * 9/2018 Wasmer A63B 21/4037
- 2019/0247706 A1 * 8/2019 Brooks A63B 1/00

* cited by examiner

Primary Examiner — Eric L Goodman
Assistant Examiner — Clare Ann Gannon
(74) *Attorney, Agent, or Firm* — Law Office of Jeff Williams PLLC; J. Oliver Williams

(57) **CLAIM**

The ornamental design for an exercise mat, as shown.

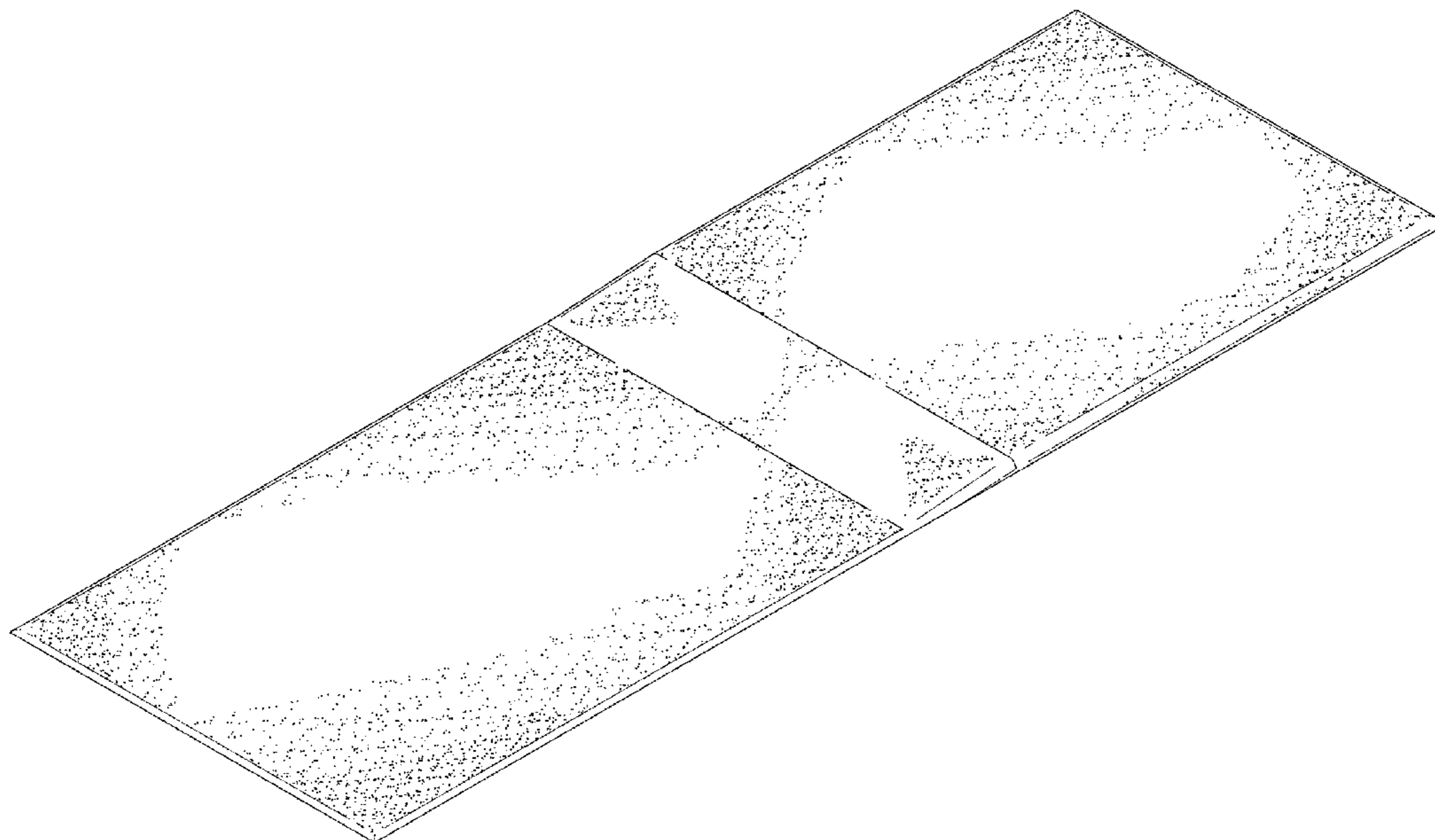
DESCRIPTION

FIG. 1 is a perspective view of an exercise mat according to the present application.
FIG. 2 is a front view of the exercise mat of FIG. 1.
FIG. 3 is a rear view of the exercise mat of FIG. 1.
FIG. 4 is a right view of the exercise mat of FIG. 1.
FIG. 5 is a left view of the exercise mat of FIG. 1.
FIG. 6 is a top view of the exercise mat of FIG. 1; and,
FIG. 7 is a bottom view of the exercise mat of FIG. 1.

1 Claim, 4 Drawing Sheets

(56) **References Cited**
U.S. PATENT DOCUMENTS

- 3,341,866 A * 9/1967 Wright A47K 3/127
4/583
- D332,371 S * 1/1993 Gurman D6/601
- D339,560 S * 9/1993 Byrd A47K 3/127
D10/109.1



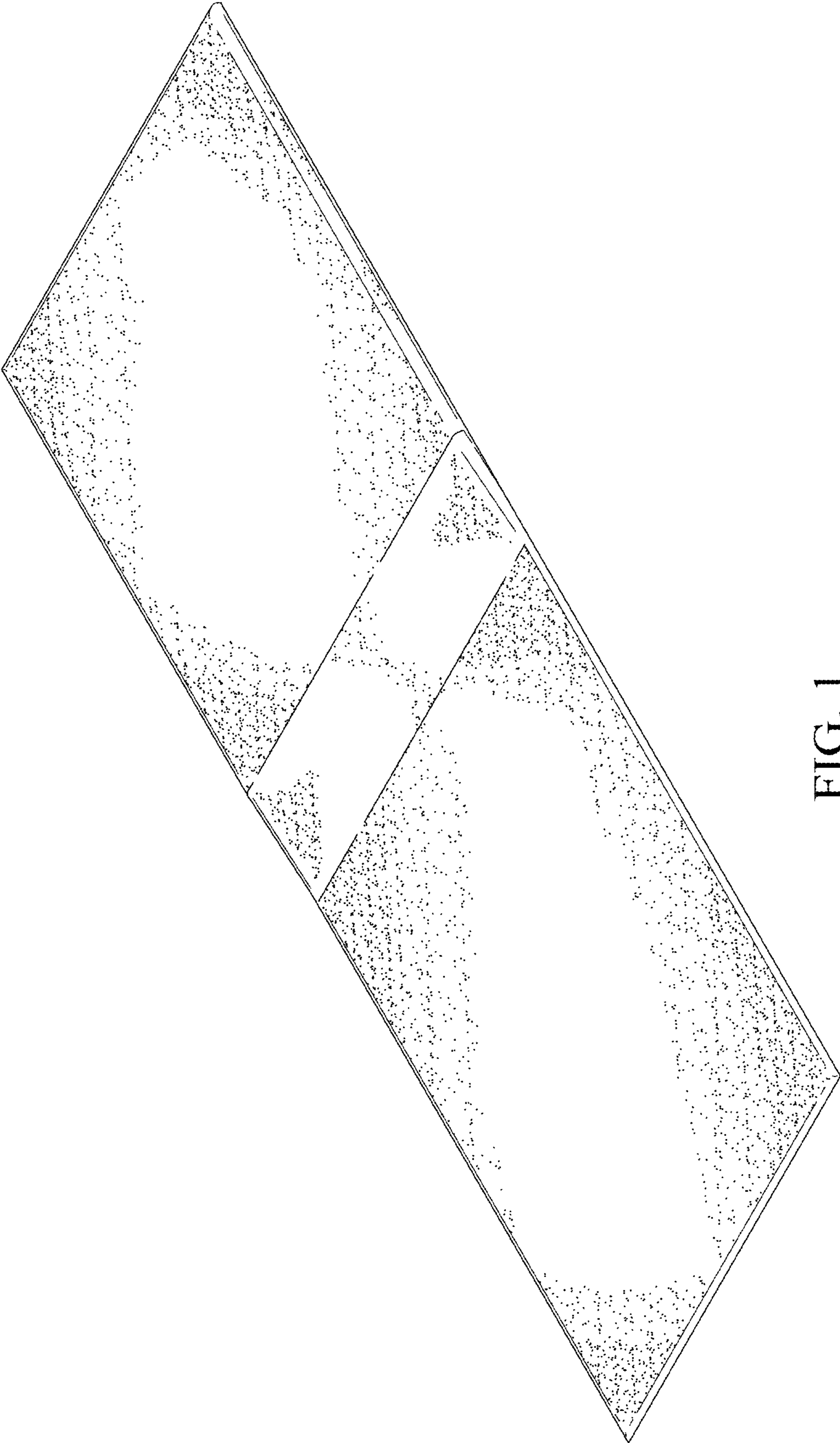


FIG. 1



FIG. 2

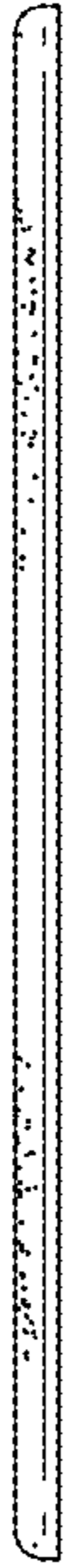


FIG. 3

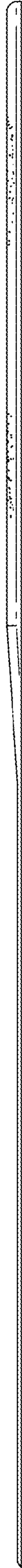


FIG. 4



FIG. 5

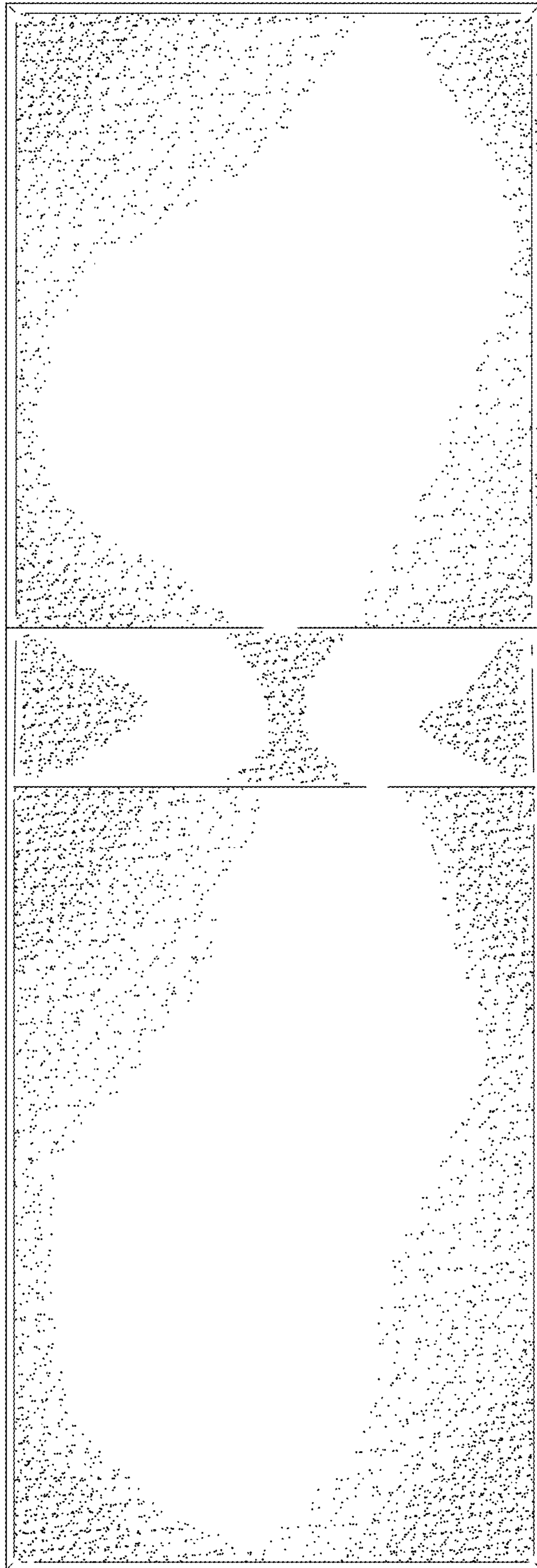


FIG. 6




FIG. 7