



US00D901208S

(12) **United States Design Patent** (10) **Patent No.:** **US D901,208 S**  
**Chiang** (45) **Date of Patent:** **\*\* Nov. 10, 2020**

(54) **INDUSTRIAL RUSTIC WOOD BATHROOM  
FIXTURE SET**

(71) Applicant: **MyGift Enterprise, LLC**, Woodinville,  
WA (US)

(72) Inventor: **Cliff Chiang**, Woodinville, WA (US)

(\*\*) Term: **15 Years**

(21) Appl. No.: **29/664,965**

(22) Filed: **Sep. 28, 2018**

(51) **LOC (12) Cl.** ..... **06-04**

(52) **U.S. Cl.**  
USPC ..... **D6/546**

(58) **Field of Classification Search**

USPC ..... D6/546, 518-524, 547-550; D8/300,  
D8/370, 315; 211/13.1, 16, 85.5, 86.01,  
211/87.01, 88.04, 105.1, 105.2, 106, 110,  
211/113, 123, 181.1, 182-183; 242/570,  
242/590, 595-598; 248/49, 175, 176.1,  
248/200, 201, 205.1, 251, 302, 309.1,  
248/315; 428/13, 99

CPC ..... A47K 10/04; A47K 10/00; A47K 10/12;  
A47K 10/38; A47K 10/22; A47K 10/40;  
A47K 2010/3233; A47K 2010/3863

See application file for complete search history.

(56) **References Cited**

**U.S. PATENT DOCUMENTS**

D304,402 S \* 11/1989 Van Hoose ..... D6/523  
D417,994 S \* 12/1999 Roth ..... D6/546

(Continued)

*Primary Examiner* — Wan Laymon  
*Assistant Examiner* — Mark Booker

(74) *Attorney, Agent, or Firm* — Dean Craine; Marisa  
Whitaker

(57) **CLAIM**

The ornamental design for the industrial rustic wood bath-  
room fixture set, as shown and described.

**DESCRIPTION**

This patent contains at least one drawing/photograph  
executed in color. Copies of this patent with colored  
drawing(s)/photograph(s) will be provided by the Office  
upon request and payment of the necessary fee.

FIG. 1 is a front, top perspective view of an industrial rustic  
wood bathroom fixture set that includes a towel bar, a towel  
ring and a tissue roll holder, showing my new design.

FIG. 2 is a perspective view of the towel bar.

FIG. 3 is a front elevational view of the towel bar.

FIG. 4 is a rear elevational view of the invention.

FIG. 5 is a top plan view of the invention.

FIG. 6 is a bottom plan view of the invention.

FIG. 7 is a left side elevational view of the invention.

FIG. 8 is a right side elevational view of the invention.

FIG. 9 is an enlarge perspective view of the tissue roll  
holder.

FIG. 10 is a front elevational view of the tissue roll holder.

FIG. 11 is a rear elevational view of the tissue roll holder.

FIG. 12 is a top plan view of the tissue roll holder.

FIG. 13 is a bottom plan view of the tissue roll holder.

FIG. 14 is a left side elevational view of the tissue roll  
holder.

FIG. 15 is a right side elevational view of the towel roll  
holder.

FIG. 16 is an enlarge perspective view of the towel ring.

FIG. 17 is a front elevational view of the towel ring.

FIG. 18 is a rear elevational view of the towel ring.


FIG. 19 is a top plan view of the towel ring.

FIG. 20 is a bottom plan view of the towel ring.

FIG. 21 is a left side elevational view of the towel ring; and,

FIG. 22 is a right side elevational view of the towel ring.

**1 Claim, 22 Drawing Sheets**  
**(22 of 22 Drawing Sheet(s) Filed in Color)**




(56)

**References Cited**

U.S. PATENT DOCUMENTS

D463,937	S	*	10/2002	Lee Wang .....	D6/524
D521,294	S	*	5/2006	Ferrer Beltran .....	D6/546
D528,837	S	*	9/2006	Fields .....	D6/546
D532,228	S	*	11/2006	Snell .....	D6/522
D599,590	S	*	9/2009	Hanes .....	D6/523
D784,728	S	*	4/2017	Eads .....	D6/549
D845,023	S	*	4/2019	Garland .....	D6/523
D850,149	S	*	6/2019	Kuc .....	D6/546
D861,372	S	*	10/2019	Schaubach .....	D6/520
D862,113	S	*	10/2019	Downey .....	D6/546
2004/0265535	A1	*	12/2004	Chen .....	A47K 10/04 428/99

\* cited by examiner



*FIG. 1*




FIG. 2




FIG. 3




FIG. 4




FIG. 5




FIG. 6






FIG. 7




FIG. 8




FIG. 9




FIG. 10




FIG. 11

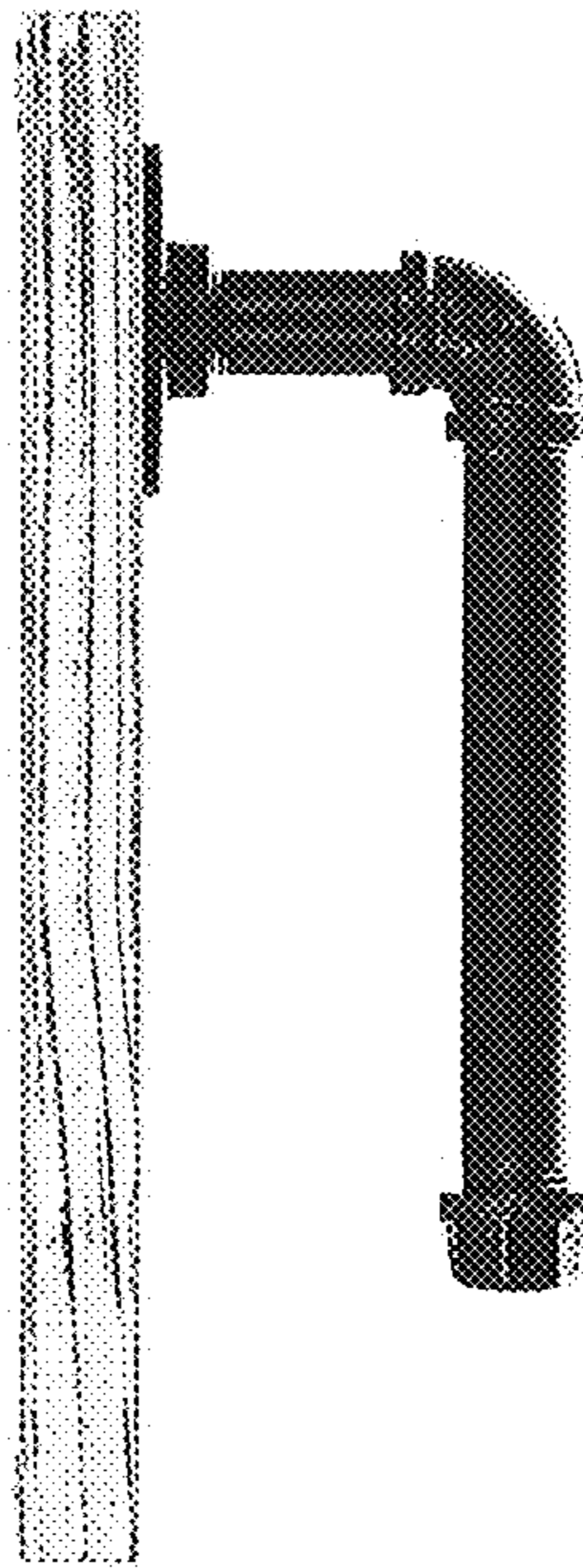


FIG. 12




FIG. 13




FIG. 14






FIG. 15



FIG. 16




FIG. 17

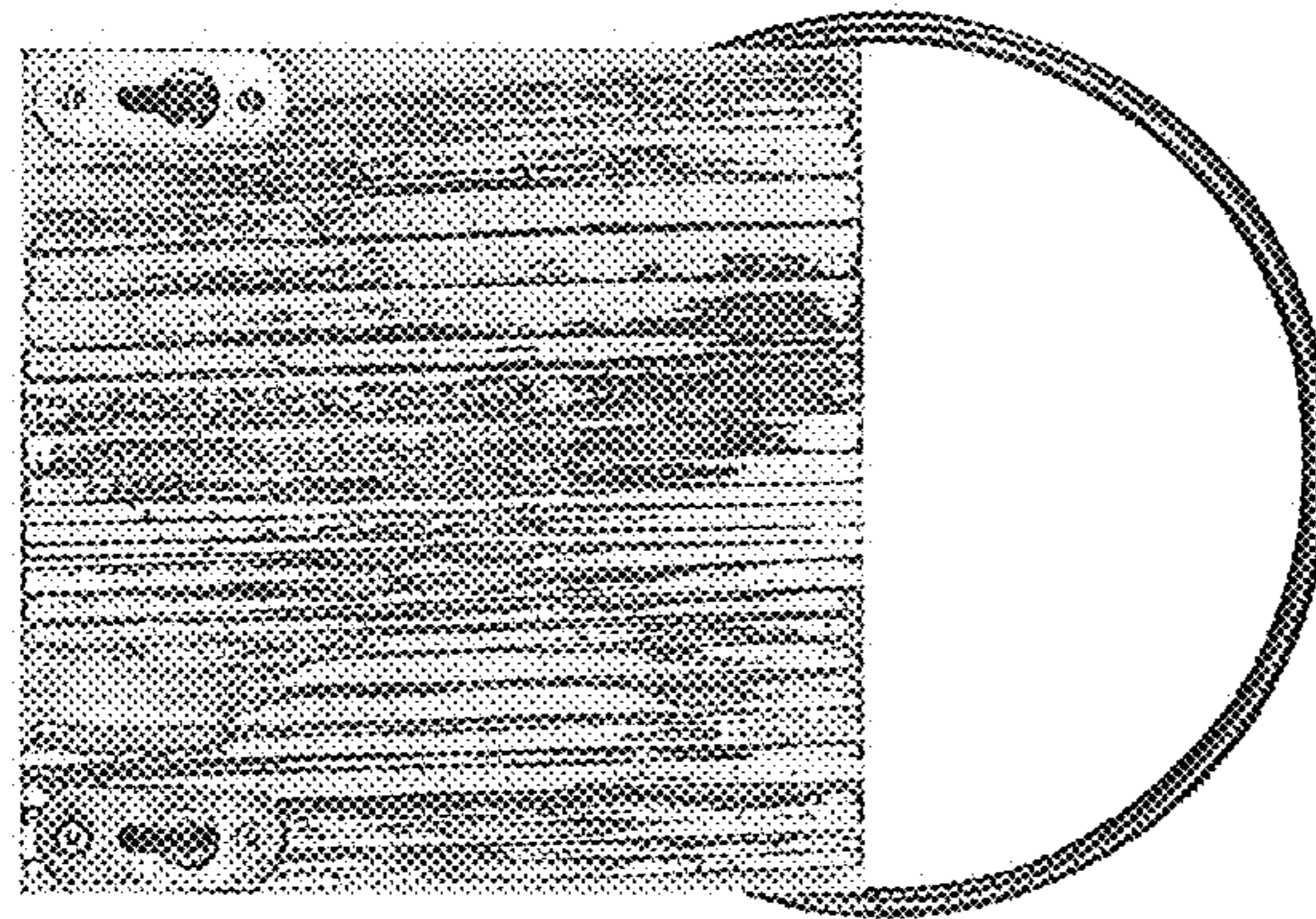


FIG. 18

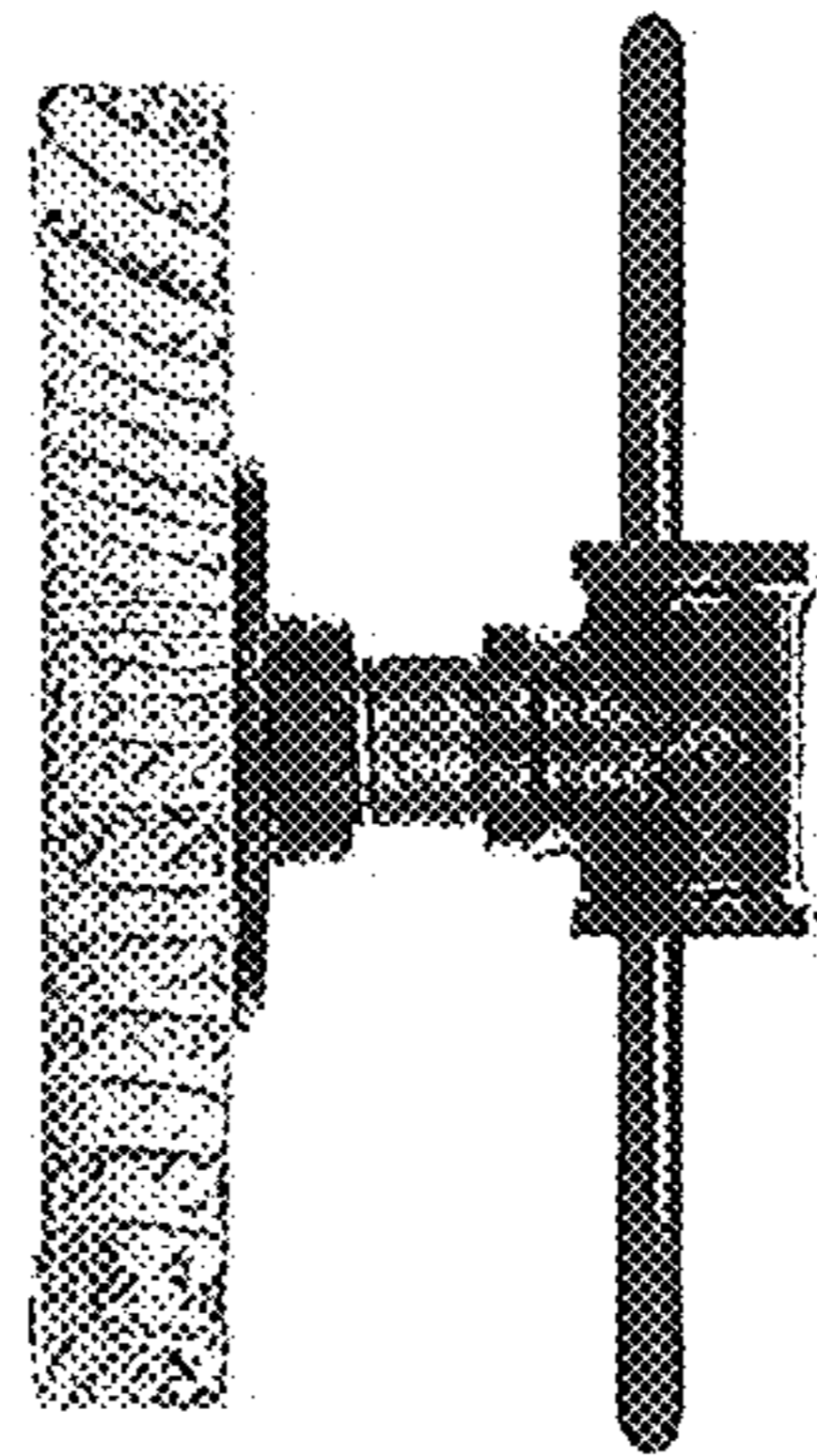


FIG. 19

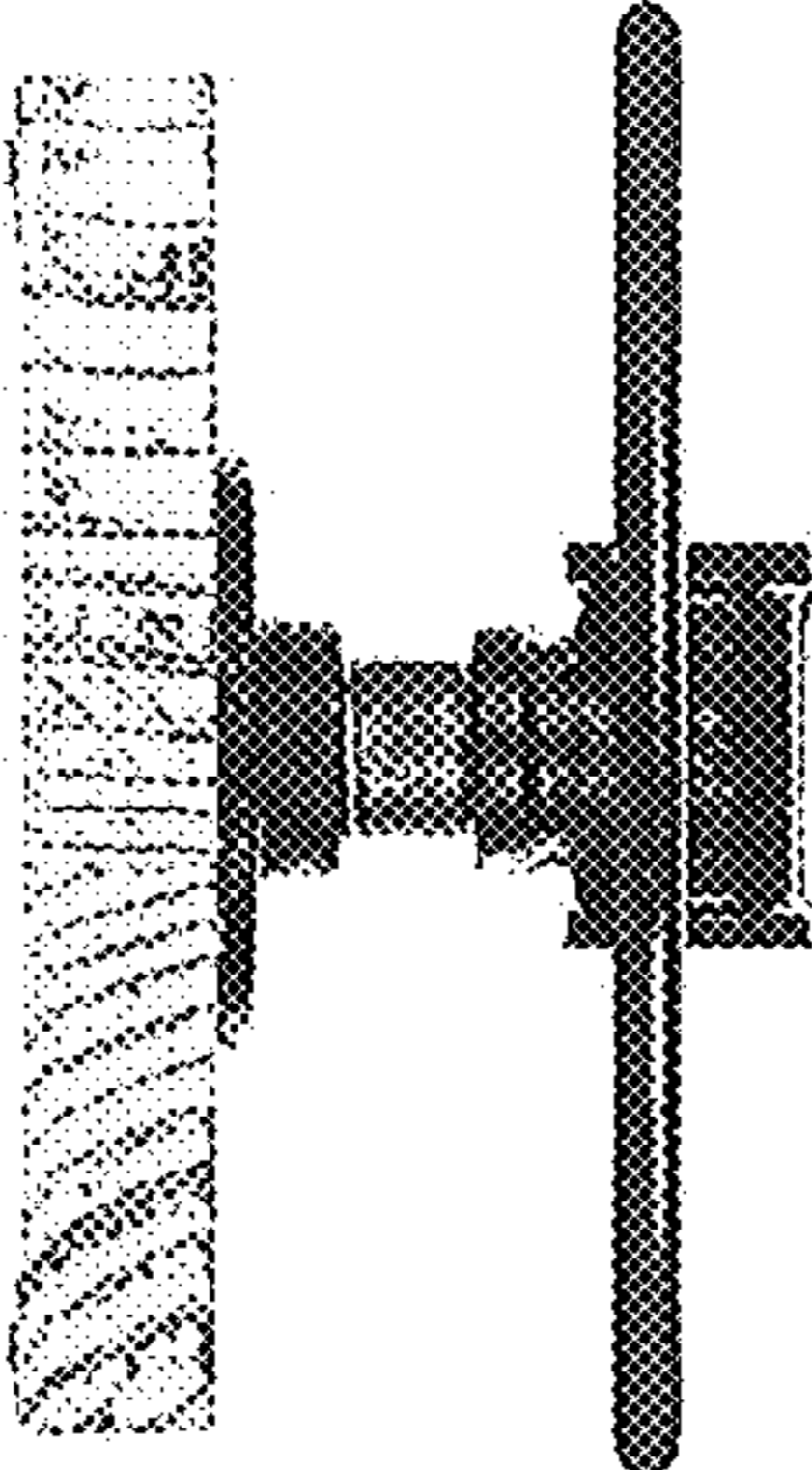


FIG. 20




FIG. 21

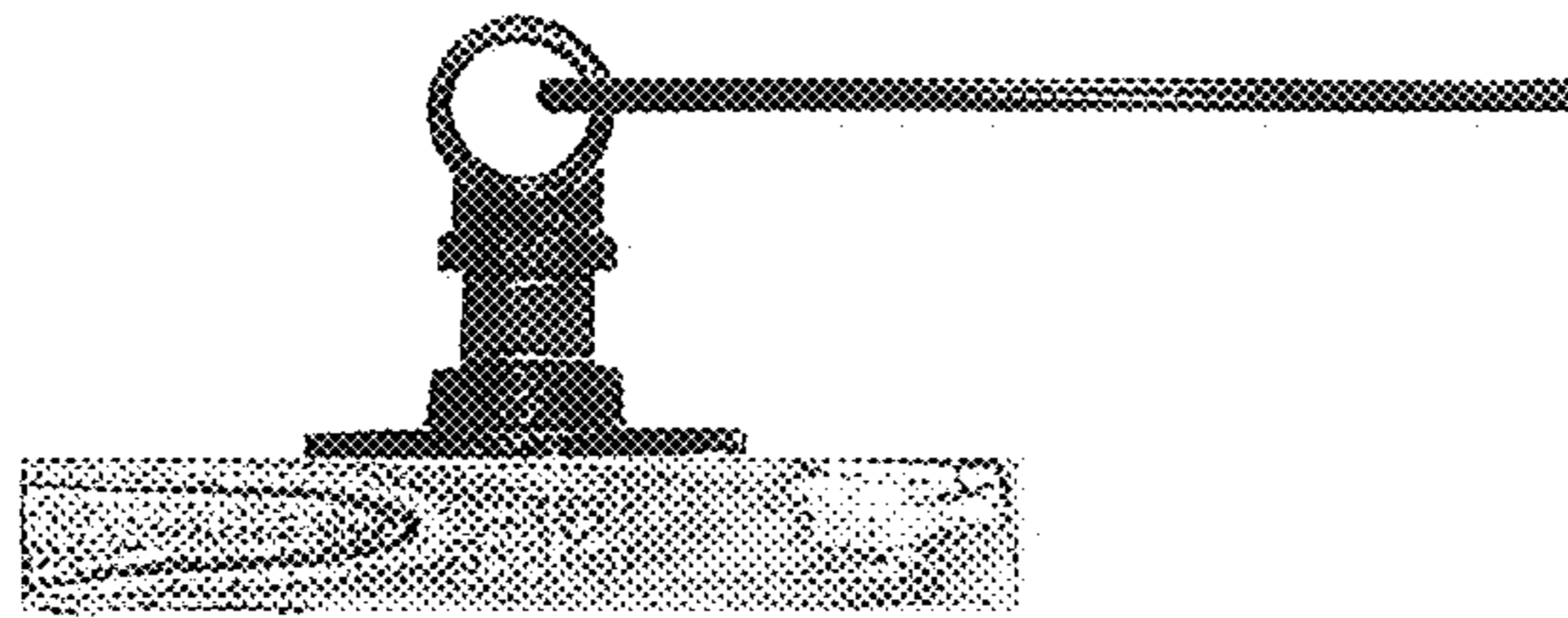


FIG. 22