



US00D901207S

(12) **United States Design Patent**
Powers et al.

(10) **Patent No.:** **US D901,207 S**

(45) **Date of Patent:** **** Nov. 10, 2020**

(54) **BASE FOR PAPER DISPENSER**

(71) Applicant: **POWERS PAPER LLC**, Hortonville, WI (US)

(72) Inventors: **Brian Patrick Powers**, Hortonville, WI (US); **Kacey James Kreuter**, Green Bay, WI (US)

(**) Term: **15 Years**

(21) Appl. No.: **29/682,486**

(22) Filed: **Mar. 5, 2019**

(51) **LOC (12) Cl.** **20-02**

(52) **U.S. Cl.**
USPC **D6/518**

(58) **Field of Classification Search**
USPC D6/522, 520, 523, 518; D3/201; 206/389, 391, 407, 409; 211/16, 85.5, 211/59.2; 221/92, 97, 185, 282, 284; 242/59, 159, 160.2, 550, 560, 563, 564.2, 242/590, 588, 589, 589.3, 594, 598.65
CPC A47K 10/3836; A47K 2010/3253; A47K 10/38; Y10T 225/282; Y10T 225/237
See application file for complete search history.

(56) **References Cited**

U.S. PATENT DOCUMENTS

D335,988 S * 6/1993 Jones D6/518
D365,482 S * 12/1995 Larimore D19/75
D735,488 S * 8/2015 Page D6/518

D784,039 S * 4/2017 Chalko D6/518
D804,218 S * 12/2017 Worden, IV D6/518
9,984,385 B2 5/2018 McManus et al.
2014/0203757 A1 7/2014 Ibragimova et al.
2014/0327387 A1 11/2014 Romanenko

* cited by examiner

Primary Examiner — Wan Laymon

Assistant Examiner — Mark Booker

(74) *Attorney, Agent, or Firm* — Foley & Lardner LLP

(57) **CLAIM**

We claim the ornamental design for a base for paper dispenser, as shown and described.

DESCRIPTION

FIG. 1 is a front perspective view of the claimed design of a base for a paper dispenser;
FIG. 2 is a front perspective view of the claimed design of FIG. 1 with the container for holding and dispensing paper removed to depict the claimed base for the paper dispenser;
FIG. 3 is a front view of the claimed design of FIG. 2;
FIG. 4 is a rear view of the claimed design of FIG. 2;
FIG. 5 is a right side view of the claimed design of FIG. 2;
FIG. 6 is a left side view of the claimed design of FIG. 2;
FIG. 7 is a top view of the claimed design of FIG. 2; and,
FIG. 8 is a bottom view of the claimed design of FIG. 2.
The ornamental design which is claimed is shown in solid lines in the drawings. The broken lines in the drawings are for illustrative purposes only and form no part of the claimed design. Oblique lines show a transparent, translucent, highly polished or mirrored surface, and not surface ornamentation.

1 Claim, 6 Drawing Sheets

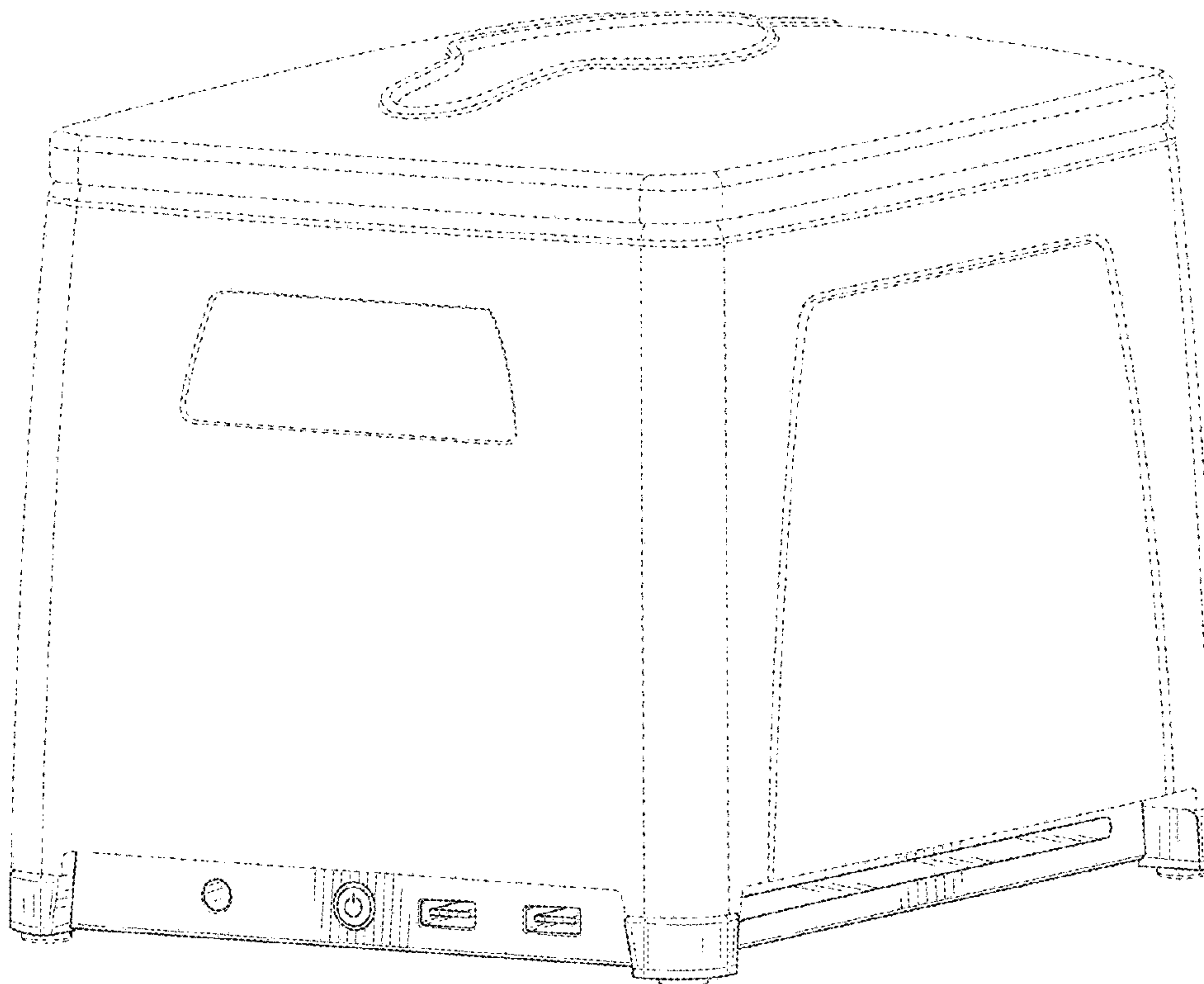




FIG. 1

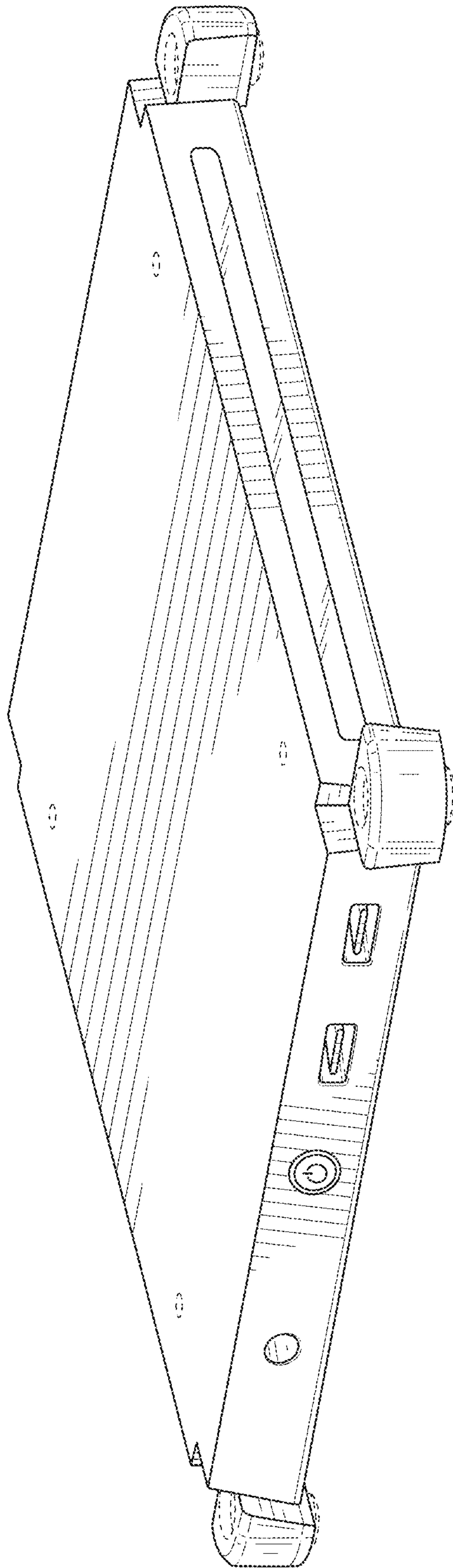


FIG. 2

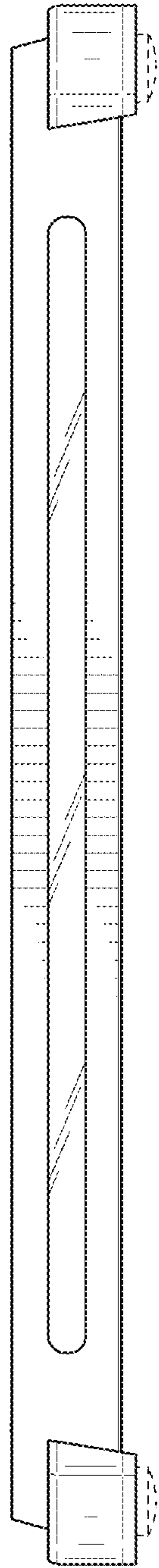


FIG. 3

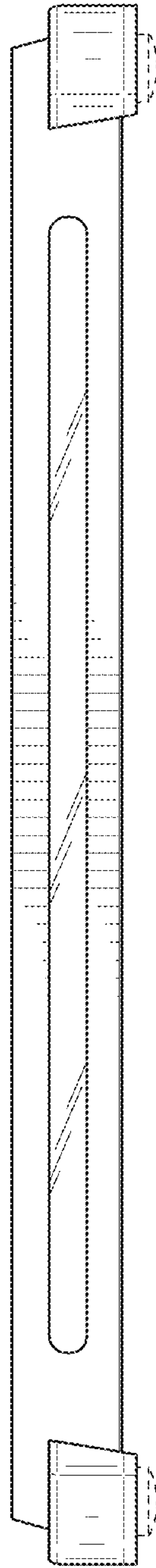


FIG. 4

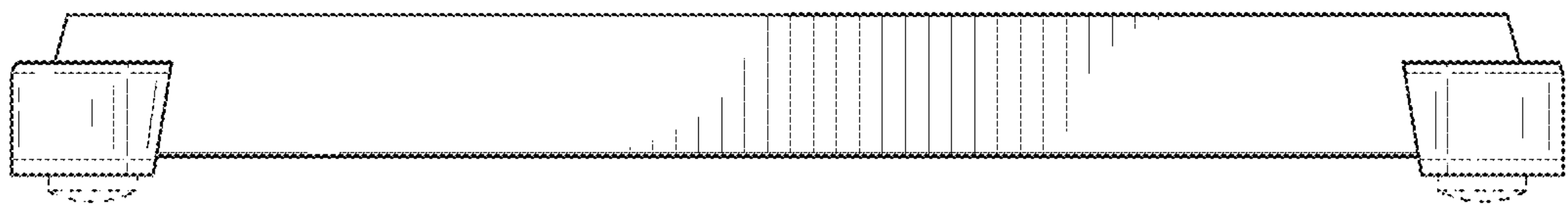


FIG. 5

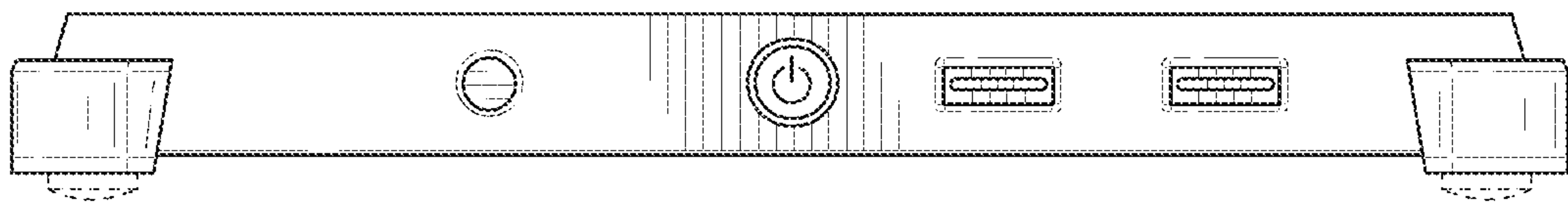


FIG. 6




FIG. 7




FIG. 8