



US00D901206S

(12) **United States Design Patent** (10) **Patent No.:** **US D901,206 S**  
**Dittrich** (45) **Date of Patent:** **\*\* Nov. 10, 2020**

(54) **BAG HOLDER**

(71) Applicant: **Spectrum Diversified Designs, LLC**,  
Streetsboro, OH (US)

(72) Inventor: **Megan Dittrich**, Twinsburg, OH (US)

(73) Assignee: **SPECTRUM DIVERSIFIED  
DESIGNS, LLC**, Streetsboro, OH (US)

(\*\*) Term: **15 Years**

(21) Appl. No.: **29/691,973**

(22) Filed: **May 21, 2019**

(51) **LOC (12) Cl.** ..... **06-04**

(52) **U.S. Cl.**  
USPC ..... **D6/513**

(58) **Field of Classification Search**  
USPC ..... D6/513, 315, 320, 327, 512, 514,  
D6/515-523, 553, 566, 567, 569, 536,  
D6/540; D3/201, 304, 306; 206/389,  
206/391; 211/13.1, 30, 32, 70.6, 56.01;  
242/580, 309.1; 248/301-304, 309.1,  
248/309.2; D34/1, 5-7; D7/590,  
D7/600.1-600.4, 619.1-625  
CPC . B65B 67/1227; B65B 67/12; B65B 67/1238;  
B65F 1/141; B65F 1/1415; B65F 1/0066;  
B65F 1/06; B65F 2210/18; B65F  
2250/114; B65F 2250/1143  
See application file for complete search history.

(56) **References Cited**

U.S. PATENT DOCUMENTS

D481,506 S \* 10/2003 Kells, Jr. .... D34/6  
D564,266 S \* 3/2008 Goodman ..... D6/515

D681,989 S \* 5/2013 Pixley ..... D6/536  
D725,405 S \* 3/2015 Tsai ..... D6/513  
D804,845 S \* 12/2017 Cockburn ..... D6/513  
D883,708 S \* 5/2020 Dittrich ..... D6/540  
D885,003 S \* 5/2020 Nicholson ..... D34/1

**OTHER PUBLICATIONS**

Cabinet & Wall Mount Plastic Recycling Bag Holder, Spectrum website, <https://www.spectrumdiversified.com/products/cabinet-wall-mount-plastic-recycling-bag-holder>, dated May 10, 2019, 1 page.

\* cited by examiner

*Primary Examiner* — Wan Laymon

*Assistant Examiner* — Mark Booker

(74) *Attorney, Agent, or Firm* — Tucker Ellis LLP

(57) **CLAIM**

The ornamental design for a bag holder, as shown and described.

**DESCRIPTION**

FIG. 1 is a perspective view of a bag holder showing my new design.

FIG. 2 is a front view thereof.

FIG. 3 is a rear view thereof.

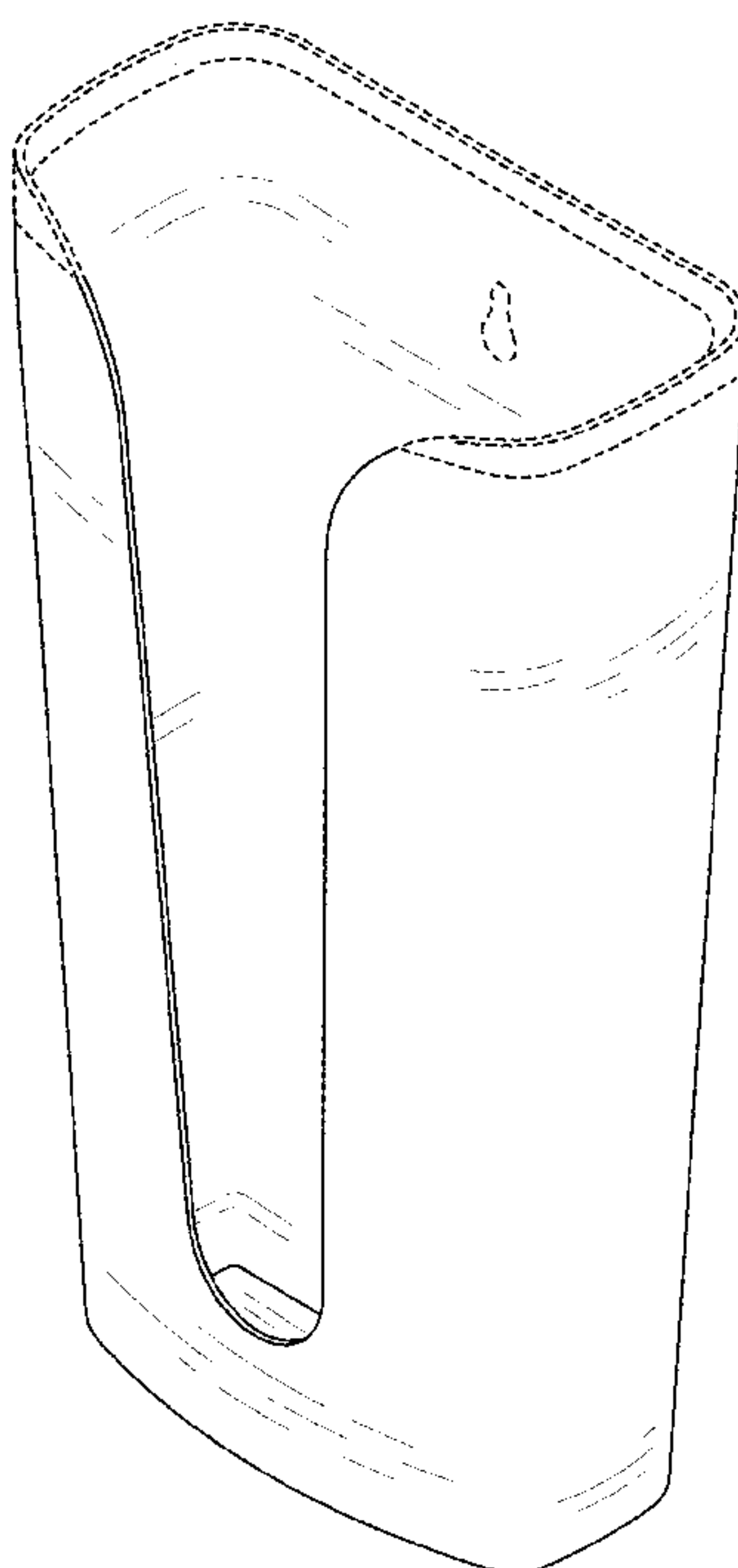
FIG. 4 is a right side view thereof, a left side view being a mirror image.

FIG. 5 is a top view thereof; and,

FIG. 6 is a bottom view thereof.

The broken lines show portions of the design that form no part of the claimed design.

**1 Claim, 5 Drawing Sheets**



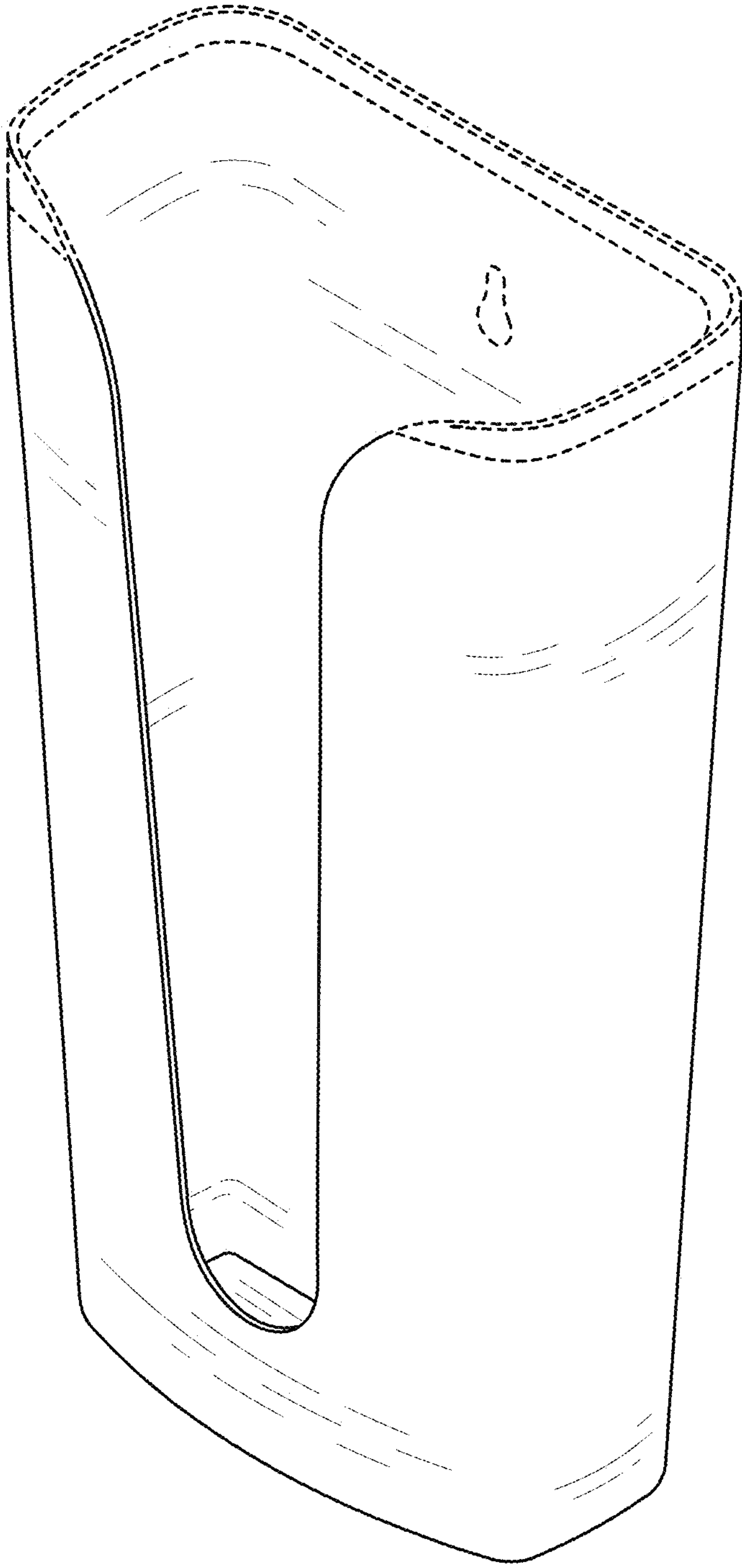


FIG. 1

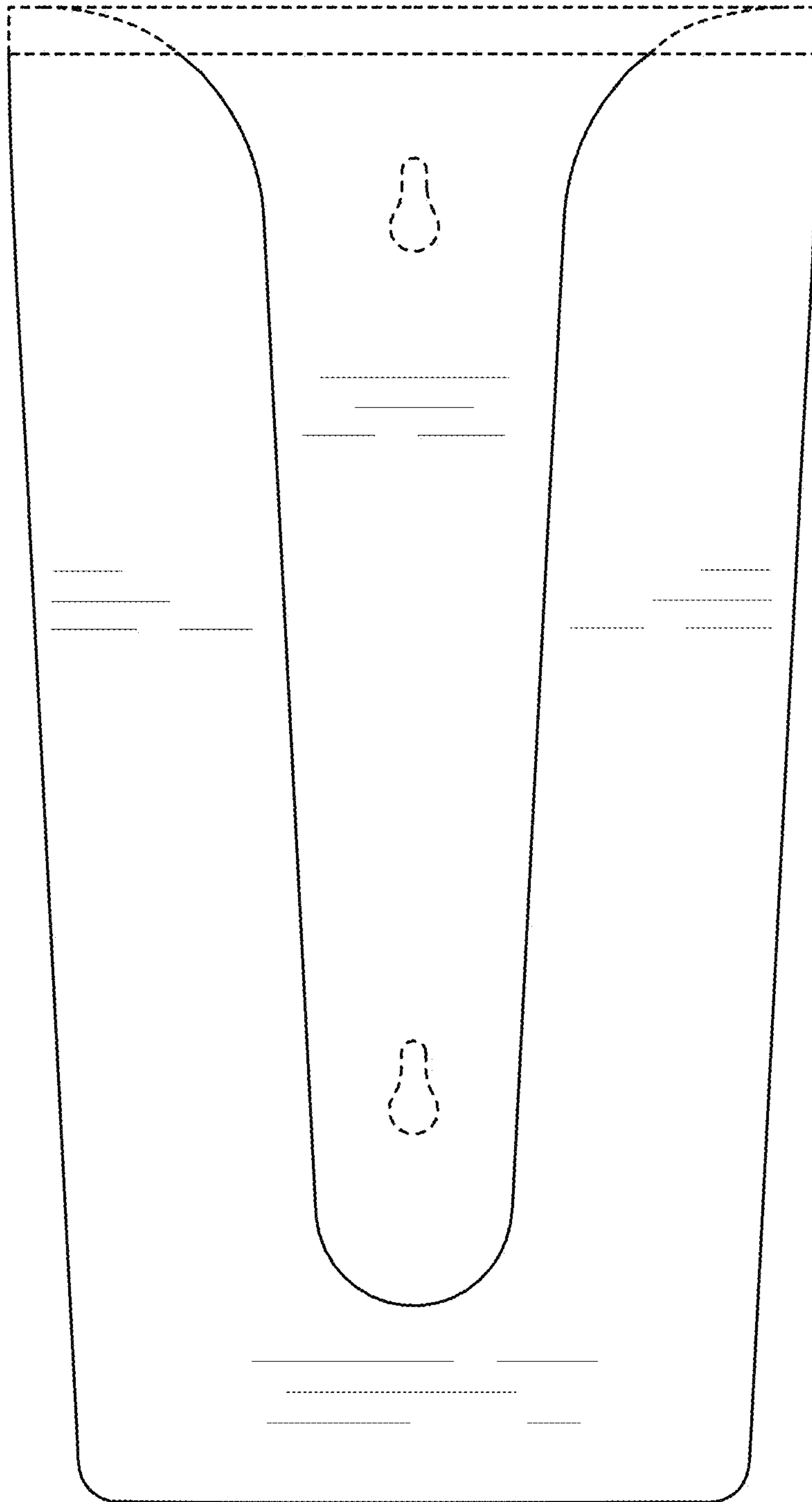



FIG. 2



**FIG. 3**

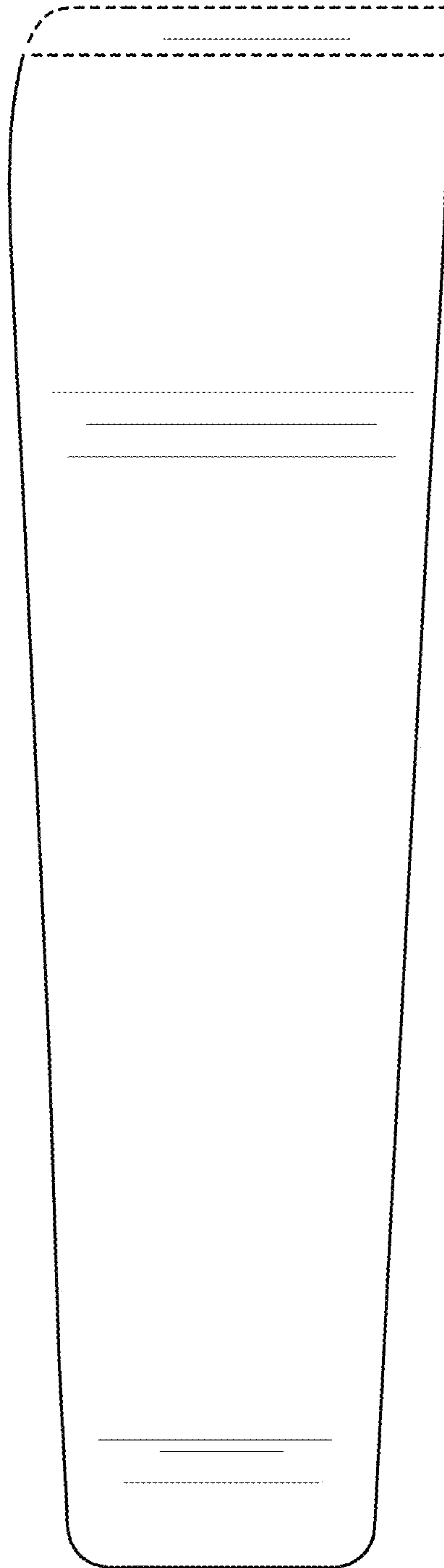
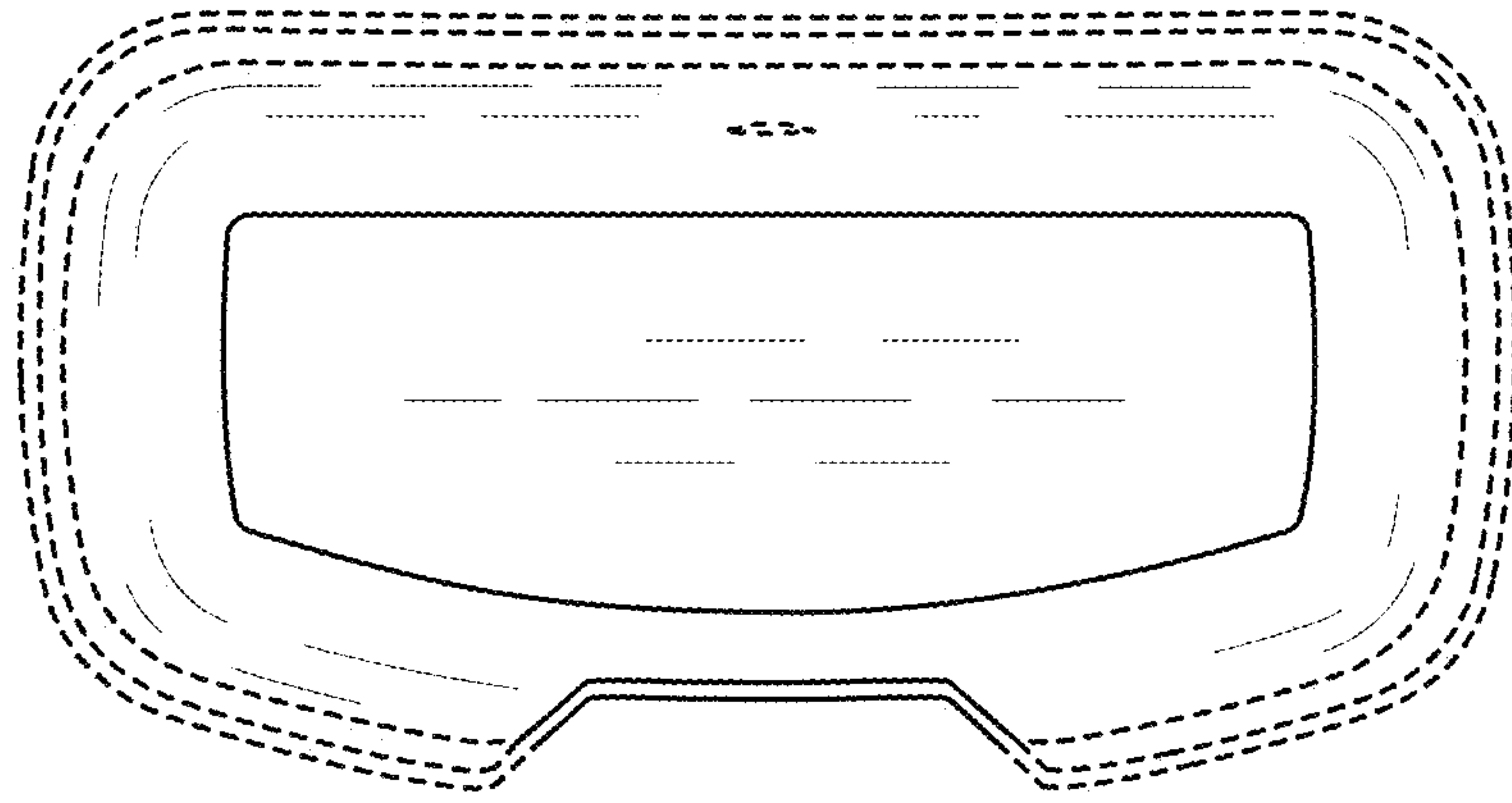
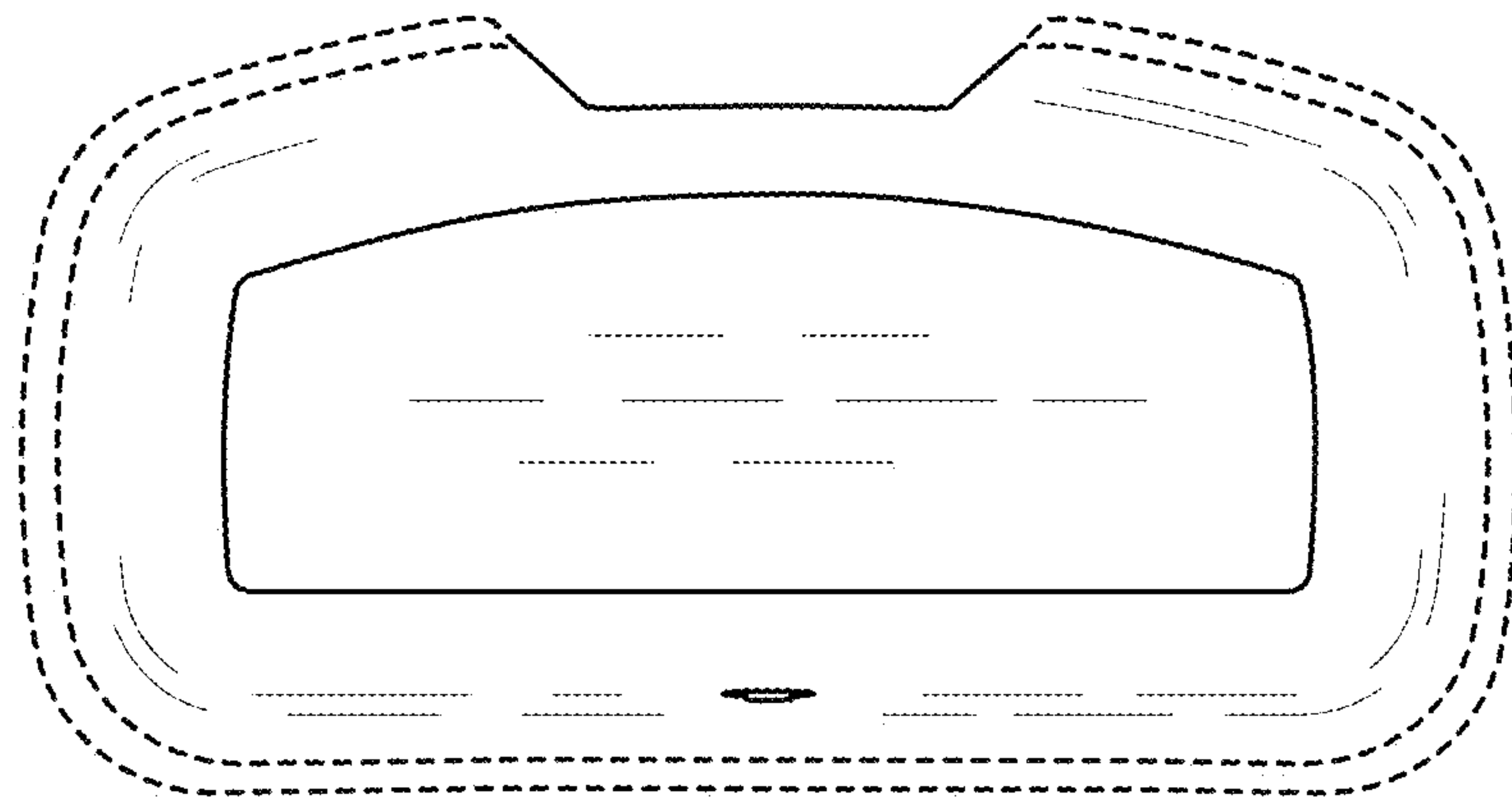


FIG. 4



**FIG. 5**



**FIG. 6**