



US00D901202S

(12) **United States Design Patent** (10) **Patent No.:** **US D901,202 S**  
**Waller et al.** (45) **Date of Patent:** **\*\* Nov. 10, 2020**

(54) **SEATING DEVICE**

(71) Applicant: **Gary Platt Manufacturing, LLC**,  
Reno, NV (US)

(72) Inventors: **Daniel J. Waller**, Reno, NV (US);  
**Edmond Abadie**, Reno, NV (US);  
**Wendell R. Davis, Jr.**, Reno, NV (US)

(73) Assignee: **Gary Platt Manufacturing, LLC**,  
Reno, NV (US)

(\*\*) Term: **15 Years**

(21) Appl. No.: **29/666,002**

(22) Filed: **Oct. 9, 2018**

(51) **LOC (12) Cl.** ..... **06-01**

(52) **U.S. Cl.**  
USPC ..... **D6/367**

(58) **Field of Classification Search**  
USPC ..... D6/334, 335, 336, 381, 367, 337, 341,  
D6/342, 368, 374, 375; D30/118  
CPC ..... A47C 1/0355; A47C 1/0345; A47C 1/034;  
A47C 1/035; A47C 1/037; A47C 7/407;  
A47C 13/00  
See application file for complete search history.

(56) **References Cited**

U.S. PATENT DOCUMENTS

2,480,300	A *	8/1949	Luketa	.....	A47C 1/037 297/423.2
2,804,910	A *	9/1957	Bayer	.....	A47C 1/0355 297/84
D263,770	S *	4/1982	Melchior	.....	D30/118
D442,375	S	5/2001	Stammberger		
D447,350	S *	9/2001	Carlson	.....	D6/335
D486,652	S *	2/2004	Nemeth	.....	D6/334
D489,188	S *	5/2004	Ricci	.....	D6/334
6,739,650	B2 *	5/2004	Bartlett	.....	A47C 1/034 297/84
D495,153	S *	8/2004	Ricci	.....	D6/334

D498,598	S *	11/2004	Schweikarth	.....	D6/334
D506,323	S *	6/2005	White, III	.....	D6/334
D541,064	S *	4/2007	Miller	.....	D6/367
D551,869	S *	10/2007	Zambelli	.....	D6/367
D572,916	S *	7/2008	Galardo	.....	D6/334
D580,664	S *	11/2008	Cramer	.....	D6/334
7,735,914	B2 *	6/2010	Longnecker	.....	A47C 13/00 297/125
D720,945	S *	1/2015	Sonmez	.....	D6/334
D741,071	S *	10/2015	Fernandez	.....	D6/335

(Continued)

*Primary Examiner* — Kevin K Rudzinski

*Assistant Examiner* — Paul D Bohannon

(74) *Attorney, Agent, or Firm* — Hanley, Flight and  
Zimmerman, LLC

(57) **CLAIM**

The ornamental design for a seating device, substantially as shown and described.

**DESCRIPTION**

A portion of the disclosure of this patent document contains material for which a claim for copyright is made. The copyright owner has no objection to the facsimile reproduction by anyone of the patent document or the patent disclosure, as it appears in the US Patent and Trademark Office patent file or records, but reserves all other copyrights whatsoever.

FIG. 1 is a front perspective view of an ornamental design for a seating device;

FIG. 2 is a front view thereof;

FIG. 3 is a rear view thereof;

FIG. 4 is a left elevation view thereof;

FIG. 5 is a right elevation view thereof;


FIG. 6 is a top view thereof;

FIG. 7 is a bottom view thereof; and,

FIG. 8 is a rear perspective view thereof.

In the drawings, the broken lines depict portions of the seating device that form no part of the claimed design.

**1 Claim, 8 Drawing Sheets**



(56)

**References Cited**

U.S. PATENT DOCUMENTS

D741,072 S \* 10/2015 Fernandez ..... D6/335  
D790,245 S \* 6/2017 George, II ..... D6/371  
D804,210 S \* 12/2017 Borrás Pons ..... D6/367  
9,895,000 B2 \* 2/2018 Hassman ..... A47C 7/62  
2005/0023869 A1 \* 2/2005 Longnecker ..... A47C 13/00  
297/125

\* cited by examiner

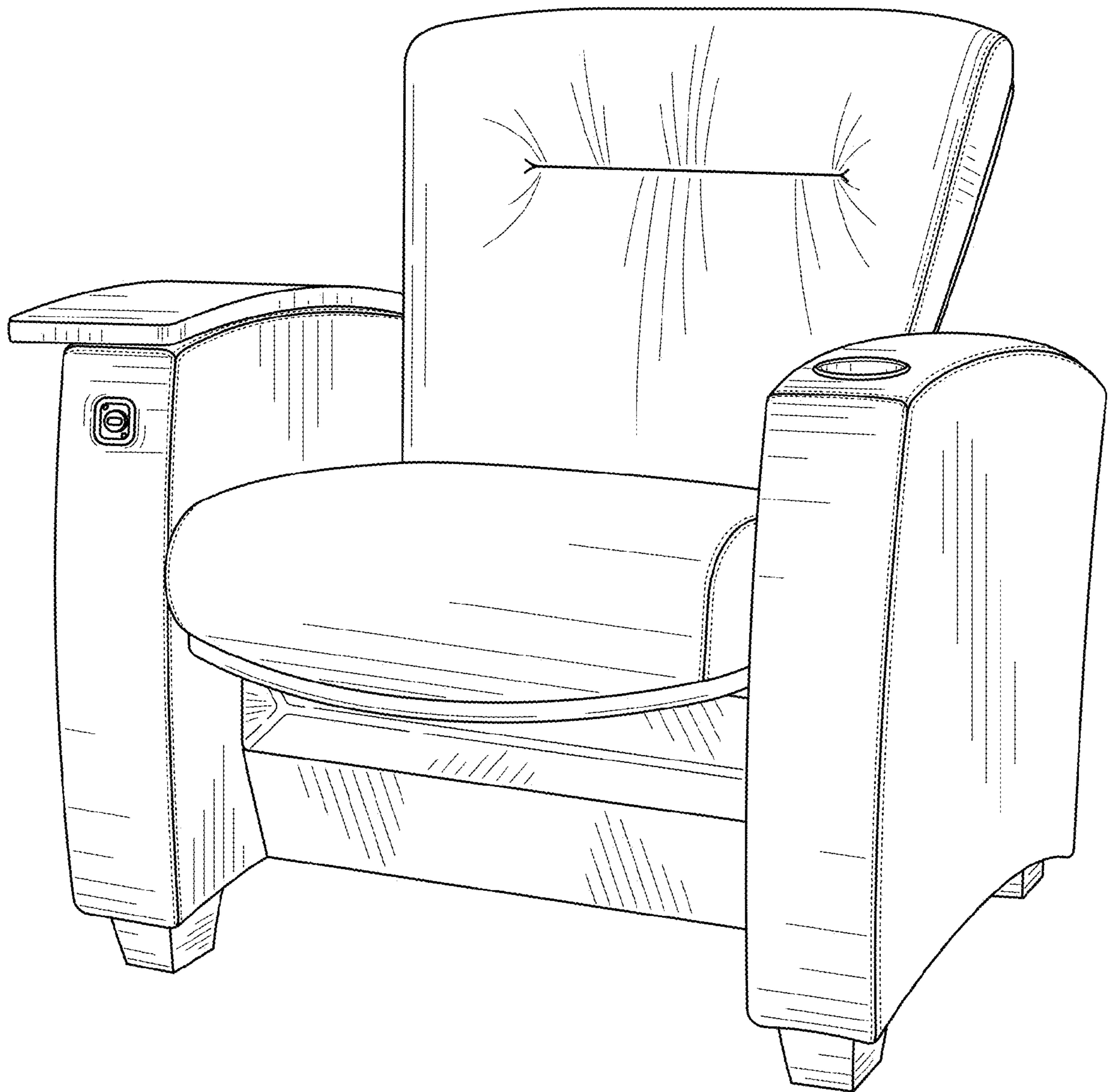


FIG. 1

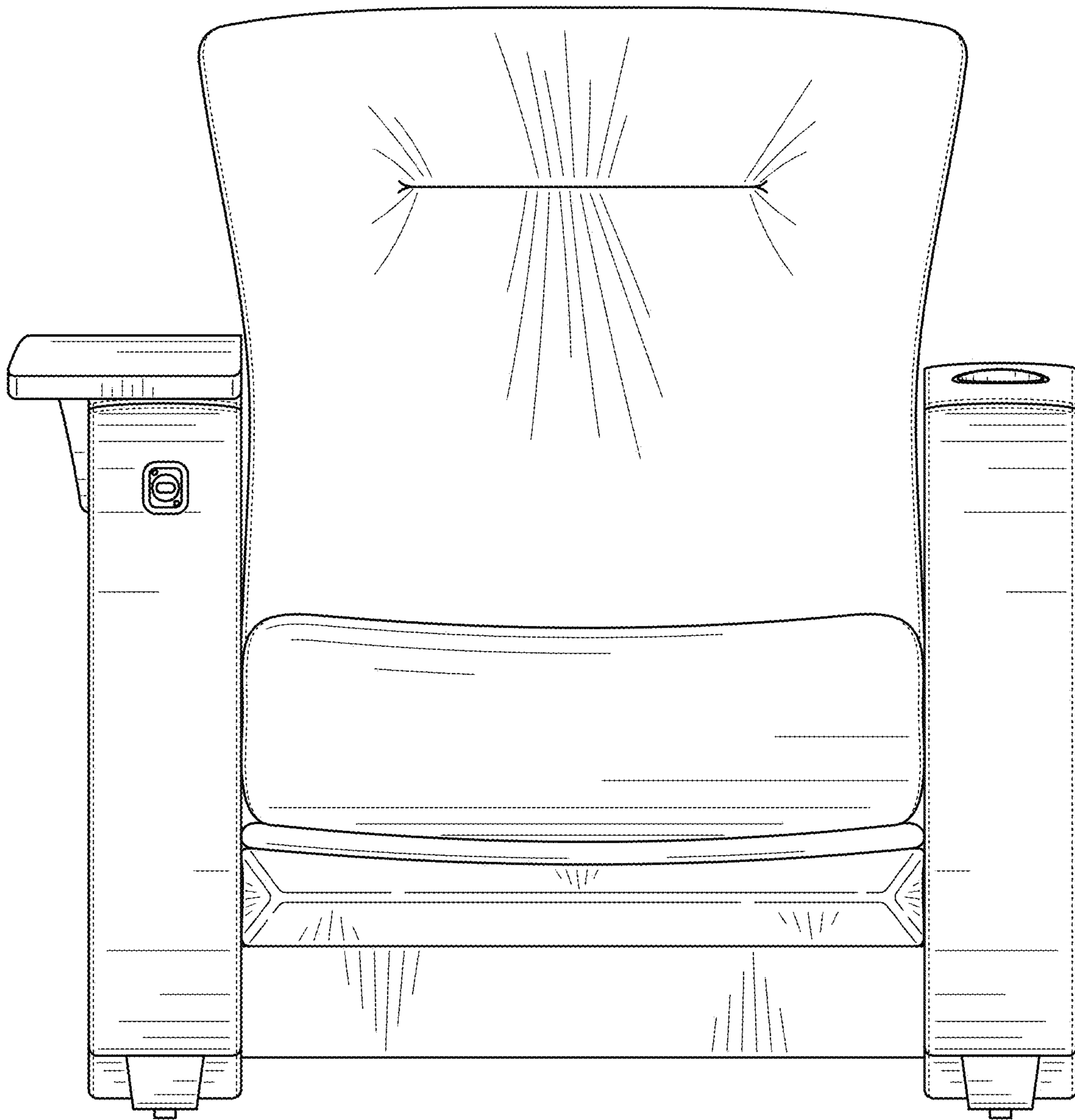


FIG. 2




FIG. 3

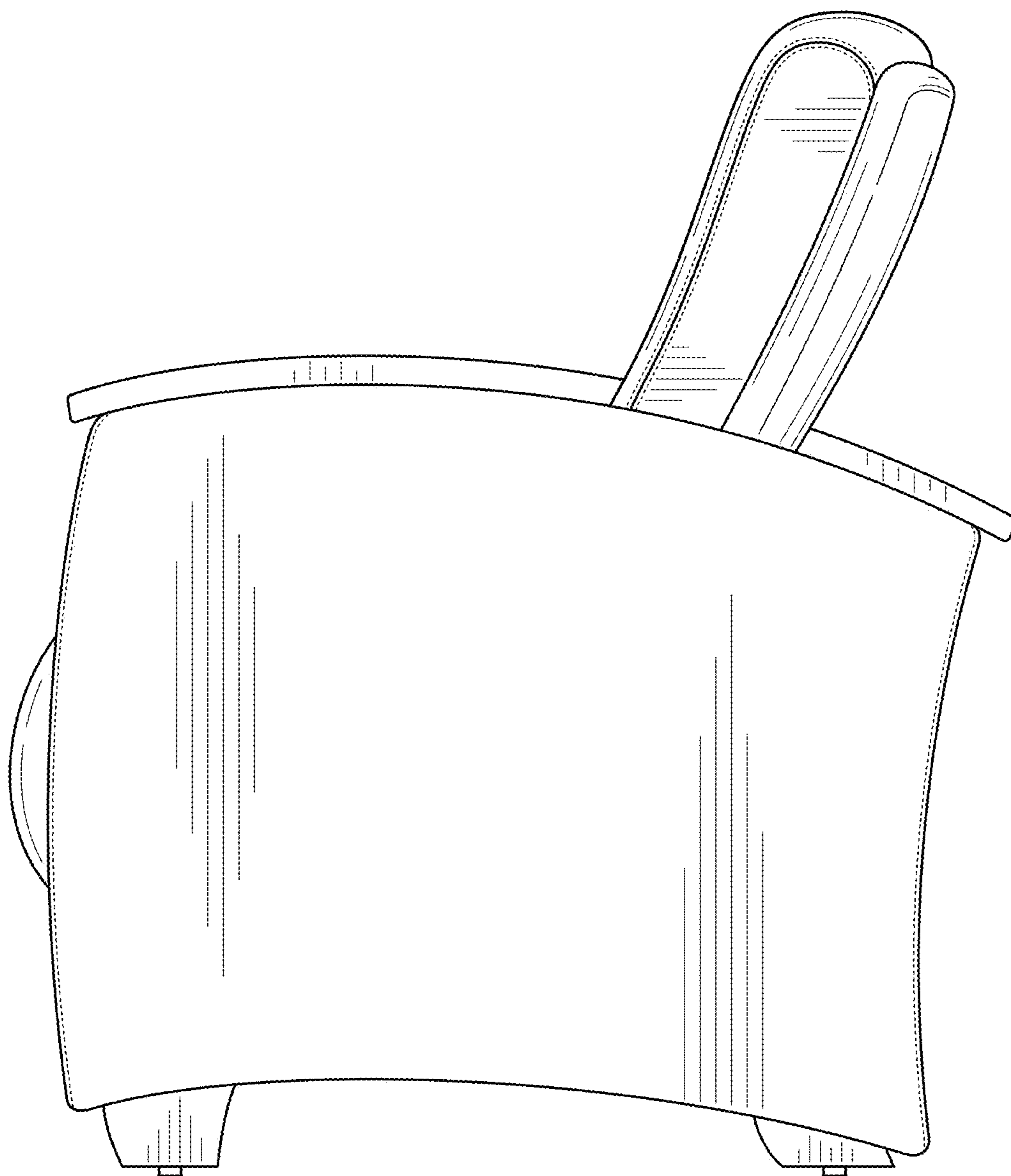


FIG. 4

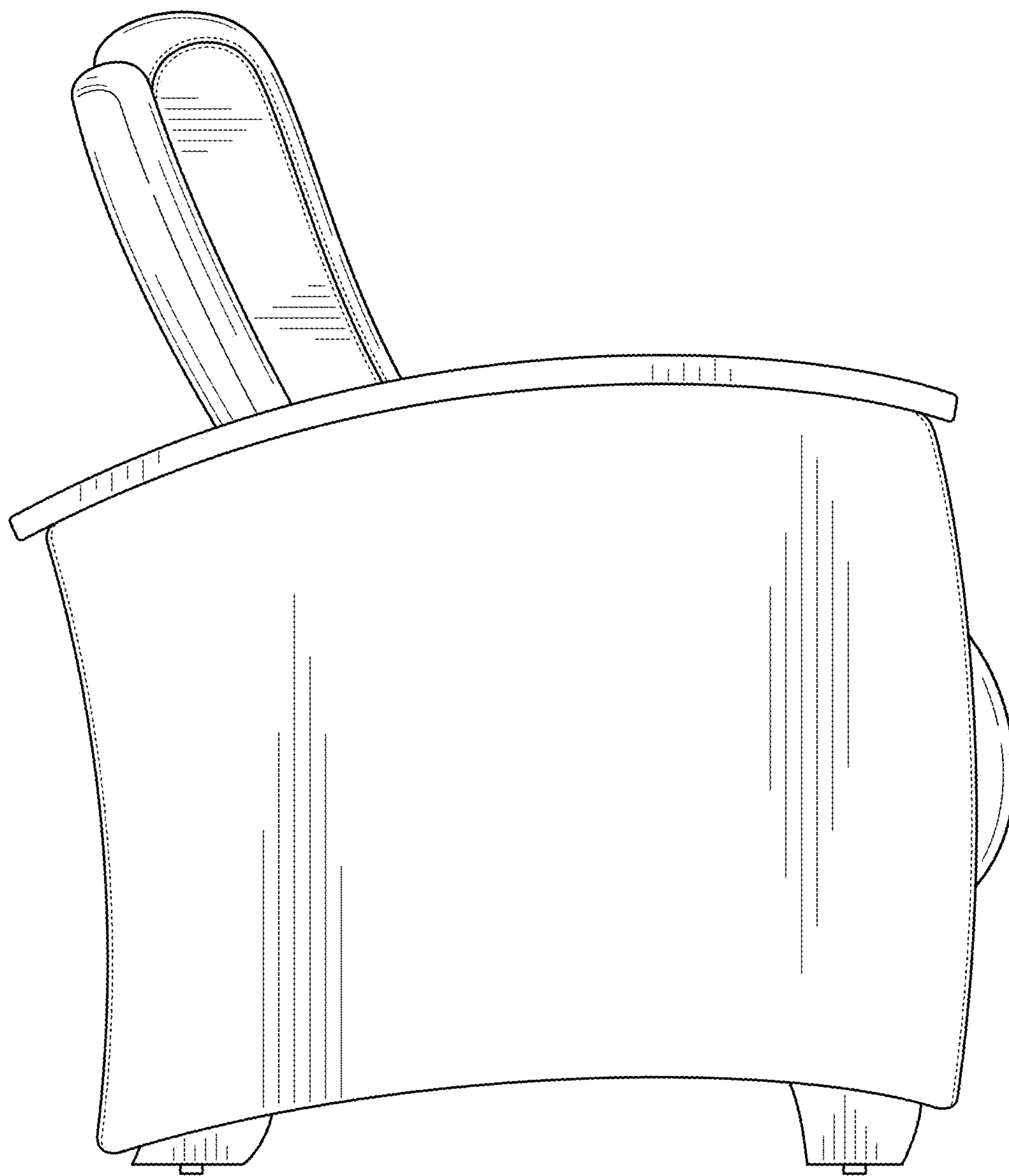


FIG. 5

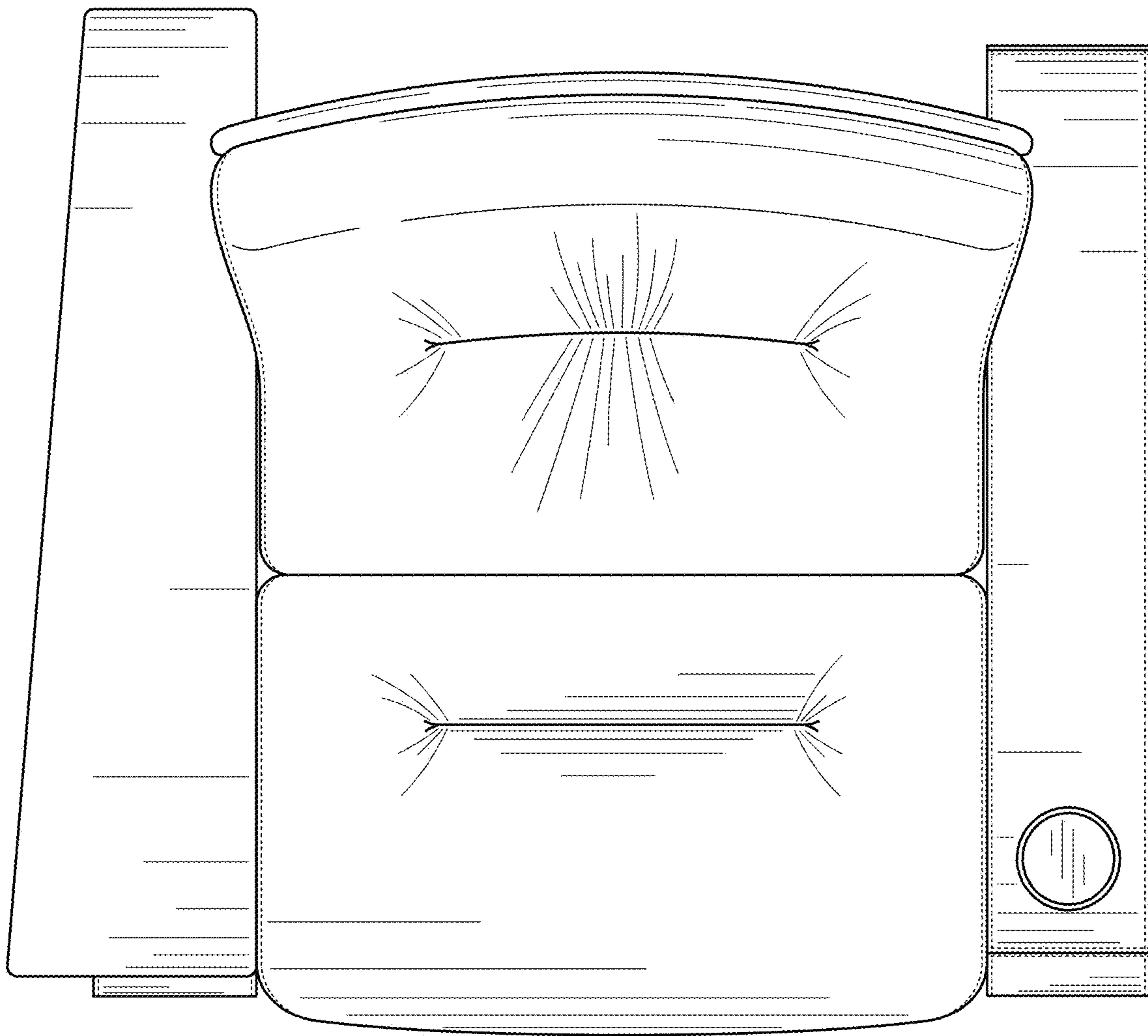


FIG. 6



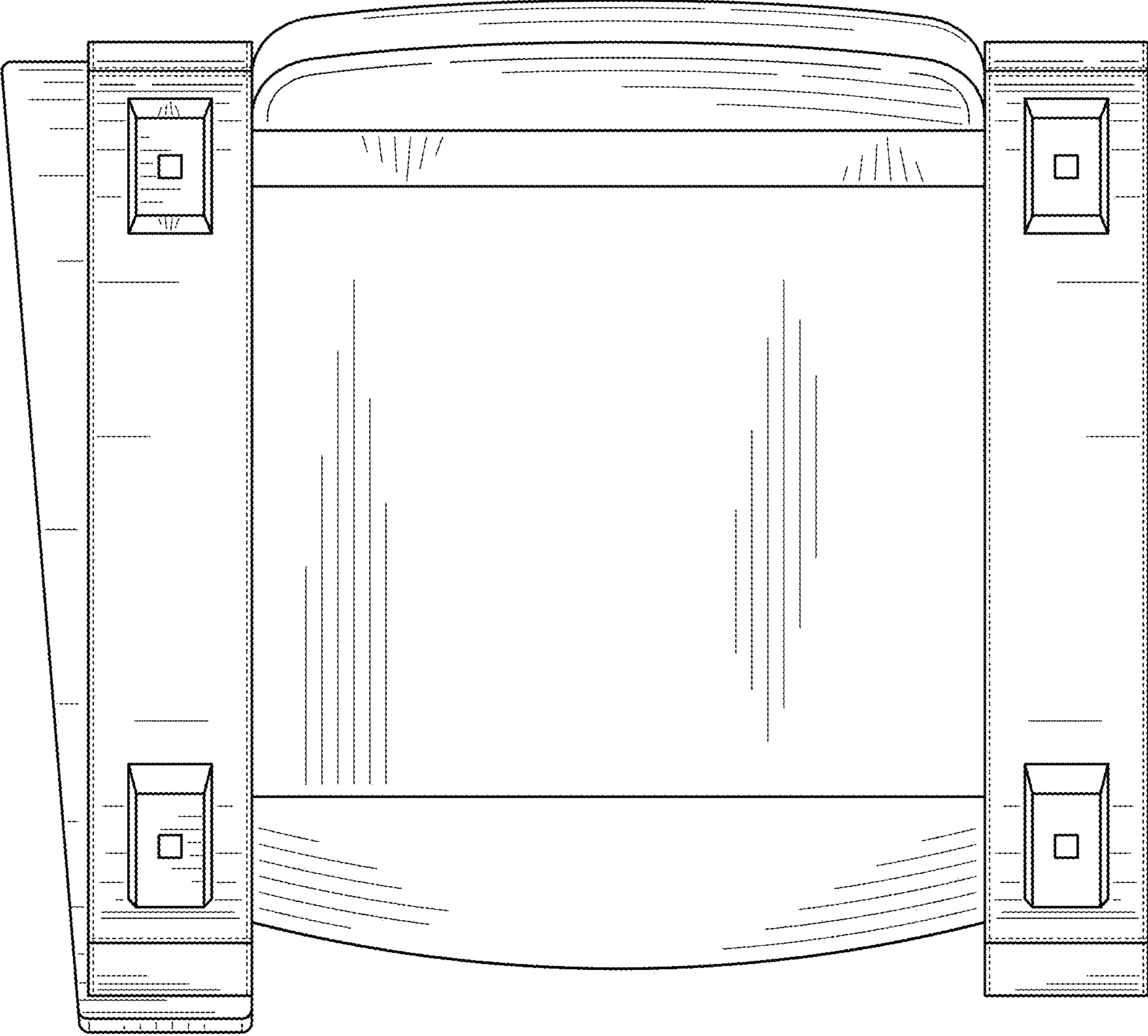


FIG. 7

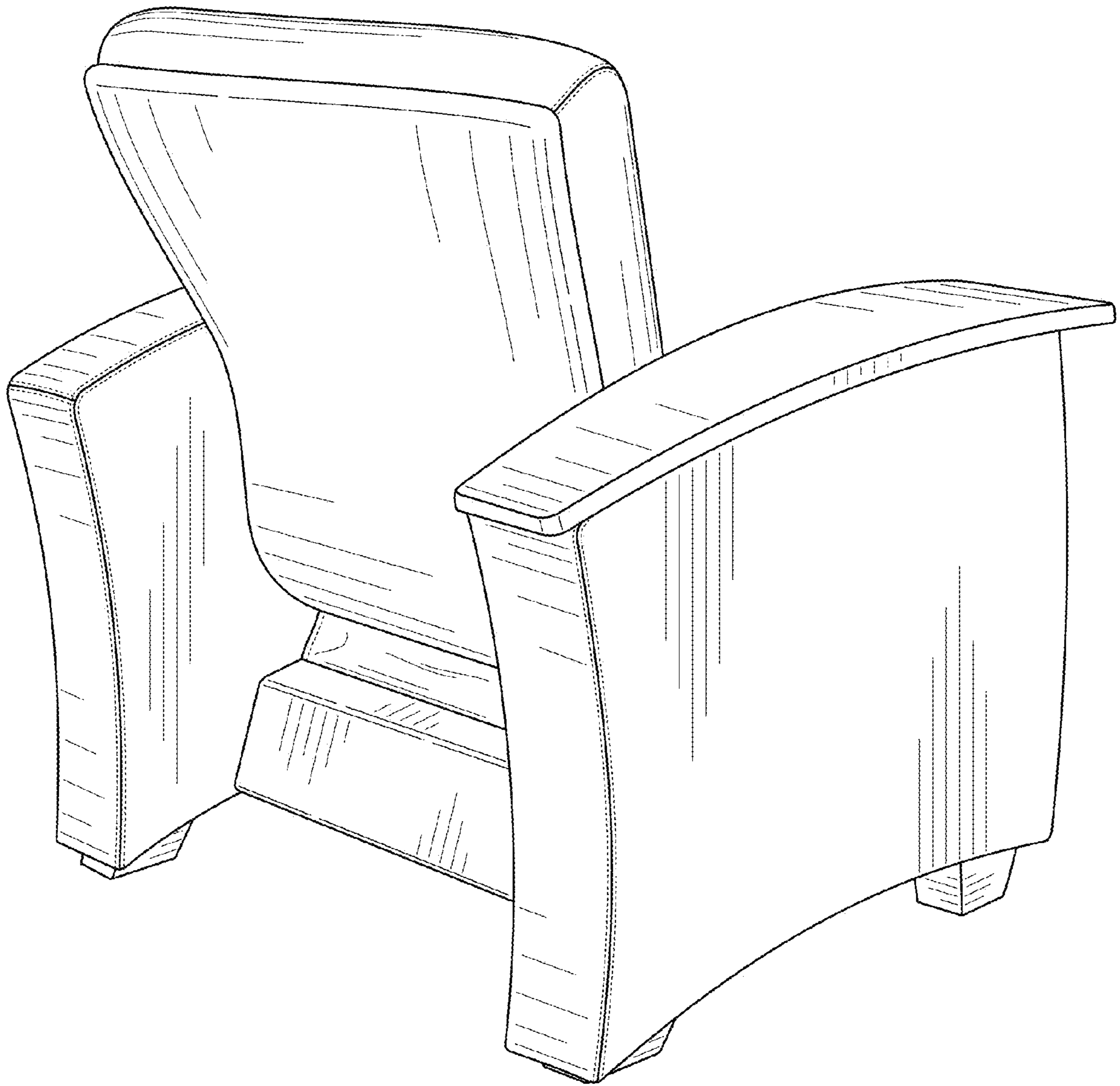


FIG. 8