



US00D901186S

(12) **United States Design Patent** (10) **Patent No.:** **US D901,186 S**
Fang (45) **Date of Patent:** **** Nov. 10, 2020**

(54) **FABRIC**
(71) Applicant: **Fujian Huajin Industrial Co., Ltd., Putian (CN)**
(72) Inventor: **Huayu Fang, Putian (CN)**
(**) Term: **15 Years**
(21) Appl. No.: **29/670,936**
(22) Filed: **Nov. 20, 2018**
(51) **LOC (12) Cl.** **05-05**
(52) **U.S. Cl.**
USPC **D5/37; D5/43**
(58) **Field of Classification Search**
USPC D5/4, 7, 11, 21, 26, 30, 37, 40, 41, 43, D5/47, 48, 52, 53, 55, 56, 57, 58, 59, 60, D5/61, 62, 63, 64, 65, 99; D6/582, 588, D6/589, 597, 619, 602, 612, 616, 617, D6/622; D19/1; D25/138; D32/57
CPC .. A61F 2002/30144; A61F 2002/30143; A61F 2013/53916; A61F 2013/530562; A61F 2013/00153; A61F 2013/0068; B44F 3/00; B44F 7/00; D21F 1/0027; D21H 27/02; F41H 3/02
See application file for complete search history.

(56) **References Cited**
U.S. PATENT DOCUMENTS
D42,205 S * 2/1912 Hoch D5/37
D66,899 S * 3/1925 Stone D5/62
D76,774 S * 11/1928 Bunting D06N 7/00
D88,218 S * 11/1932 Willheim D5/59
D90,466 S * 8/1933 Willheim D5/62
D90,477 S * 8/1933 Cohen D5/62
D103,133 S * 2/1937 Turpan D5/37
D104,356 S * 5/1937 Minoff D5/47

D120,231 S * 4/1940 Singerman D5/61
D120,257 S * 4/1940 Etlinger D5/37
D120,432 S * 5/1940 Finnegan D5/61
D120,503 S * 5/1940 Finnegan D5/37
D129,424 S * 9/1941 Goodman D5/47
D131,674 S * 3/1942 Boutemy D5/37
D131,917 S * 4/1942 Cann D5/37
D133,555 S * 8/1942 Wackerman D5/16
D165,402 S * 12/1951 Staff D5/47
D173,768 S * 12/1954 Shain D5/47
D193,106 S * 6/1962 Zeeman D5/24
D221,271 S * 7/1971 Taiman D5/37
D230,311 S * 2/1974 Kimura D5/37
D240,963 S * 8/1976 Pester D5/25
D381,810 S * 8/1997 Schultz D5/37
D390,363 S * 2/1998 Baum D5/32
D446,656 S * 8/2001 Enderby D5/37
6,329,040 B1 * 12/2001 Oshima B44F 3/00
428/156
D488,303 S * 4/2004 Dwiggins et al. D5/39
D508,331 S * 8/2005 Bo rschinger D5/37
D572,015 S * 7/2008 Kim D5/37
D585,649 S * 2/2009 Bachmann D5/39
D635,369 S * 4/2011 Sawamura D5/11
D694,529 S * 12/2013 Borders D5/61
2003/0136529 A1 * 7/2003 Burazin D21F 11/006
162/109

(Continued)


Primary Examiner — Karen S Acker

(57) **CLAIM**
I claim the ornamental design for a fabric, as shown and described.

DESCRIPTION

FIG. 1 is a top view of a fabric showing my new design; and, FIG. 2 is an enlarged detail view of area 2 within FIG. 1. The broken lines surrounding FIG. 2 and the area within FIG. 1 denote the boundaries of the detail and form no part of the claimed design.

1 Claim, 2 Drawing Sheets



(56)

References Cited

U.S. PATENT DOCUMENTS

2015/0272401 A1* 10/2015 Werth A47K 10/16
428/141
2017/0022660 A1* 1/2017 Suer D06N 7/00

* cited by examiner




FIG. 1




FIG. 2