



US00D901139S

(12) **United States Design Patent** (10) **Patent No.:** **US D901,139 S**
Tæstensen et al. (45) **Date of Patent:** **** Nov. 10, 2020**

- (54) **SOLE FOR FOOTWEAR**
- (71) Applicant: **ECCO Sko A/S**, Bredebro (DK)
- (72) Inventors: **Niki Tæstensen**, Flensburg (DE);
Savino Paolo Bove, Biel (CH)
- (73) Assignee: **ECCO Sko A/S**, Bredebro (DK)
- (**) Term: **15 Years**
- (21) Appl. No.: **29/686,770**
- (22) Filed: **Apr. 8, 2019**

Related U.S. Application Data

- (63) Continuation of application No. 29/634,755, filed on Jan. 24, 2018, now Pat. No. Des. 881,535.
- (51) **LOC (12) Cl.** **02-04**
- (52) **U.S. Cl.**
USPC **D2/947**; D2/953; D2/960
- (58) **Field of Classification Search**
USPC D2/902, 906, 908, 916, 918, 925,
D2/946-962, 977; 36/3 B, 22 R, 24.5,
36/25 R, 28, 32 R, 34 R, 59 C, 67 A, 103
CPC A43B 13/00; A43B 13/02; A43B 13/023;
A43B 13/026; A43B 13/04; A43B 13/08;
A43B 13/10; A43B 13/12; A43B 13/14;
A43B 13/141; A43B 13/143; A43B
13/16; A43B 13/18; A43B 13/181; A43B
13/187; A43B 13/189; A43B 13/20; A43B
13/22; A43B 13/223; A43B 13/24; A43B
13/28; A43B 13/30; A43B 13/32; A43B
13/36
See application file for complete search history.

References Cited

U.S. PATENT DOCUMENTS

- D268,221 S * 3/1983 Argyropoulos D2/950
- D268,299 S * 3/1983 Argyropoulos D2/960

- D398,747 S * 9/1998 Rohrbach D2/954
- D424,286 S * 5/2000 Berend D2/951
- D794,293 S * 8/2017 Robusti D2/954
- D794,294 S * 8/2017 Robusti D2/954
- D796,803 S * 9/2017 Nethongkome D2/947
- D798,556 S * 10/2017 Sullivan D2/947
- D798,560 S * 10/2017 Galway D2/953
- D801,650 S * 11/2017 Nykreim D2/947
- D816,956 S * 5/2018 Sokol D2/947
- D829,420 S * 10/2018 McWee D2/947
- D829,421 S * 10/2018 Pope D2/947
- D829,422 S * 10/2018 Rathburn D2/947
- D829,423 S * 10/2018 Robusti D2/947
- D834,797 S * 12/2018 Rathburn D2/947
- D834,798 S * 12/2018 Rathburn D2/947

(Continued)

Primary Examiner — T Chase Nelson

(74) *Attorney, Agent, or Firm* — Finnegan, Henderson, Farabow, Garrett & Dunner, LLP


(57) **CLAIM**

The ornamental design for a sole for footwear, as shown and described.

DESCRIPTION

FIG. 1 is a top front, right perspective view of a sole for footwear showing our new design;
 FIG. 2 is a top rear, left perspective view thereof;
 FIG. 3 is a front elevation view thereof;
 FIG. 4 is a rear elevation view thereof;
 FIG. 5 is a left side elevation view thereof;
 FIG. 6 is a right side elevation view thereof;
 FIG. 7 is a top plan view thereof; and,
 FIG. 8 is a bottom plan view thereof, shown in a lighter contrast indicating that the bottom in its entirety forms no part of the claimed design.
 The broken lines of uneven length illustrate the boundary of the claimed design and form no part thereof. The portions of FIGS. 1 through 7, and FIG. 8 in its entirety, shown in lighter contrast form no part of the claimed design.

1 Claim, 8 Drawing Sheets



(56)

References Cited

U.S. PATENT DOCUMENTS

D834,799	S *	12/2018	Rathburn	D2/947
D839,564	S *	2/2019	McMillan	D2/947
D839,565	S *	2/2019	Petrie	D2/947
10,238,173	B2 *	3/2019	Ngene	A43B 7/087
D844,954	S *	4/2019	Sokol	D2/947
D848,126	S *	5/2019	Rhu	D2/947
D854,795	S *	7/2019	Hatfield	D2/947
D859,797	S *	9/2019	Chanthavong	D2/947
10,477,916	B2 *	11/2019	Hartenstein	A43B 7/149
D869,831	S *	12/2019	Hernandez	D2/947
D876,761	S *	3/2020	Zhu	D2/947
D878,016	S *	3/2020	Henrichot	D2/947
D880,818	S *	4/2020	Eugene	D2/902
D881,535	S *	4/2020	Tæstensen	D2/947
D881,536	S *	4/2020	Pope	D2/947
D882,217	S *	4/2020	Zhang	D2/916
D885,020	S *	5/2020	McWee	A43B 13/181
				D2/947
D891,736	S *	8/2020	Wira	A43B 7/149
				D2/916
2020/0093221	A1 *	3/2020	Caldwell	A43B 13/181
2020/0113273	A1 *	4/2020	Aubonnet	A43B 13/183

* cited by examiner



FIG. 1

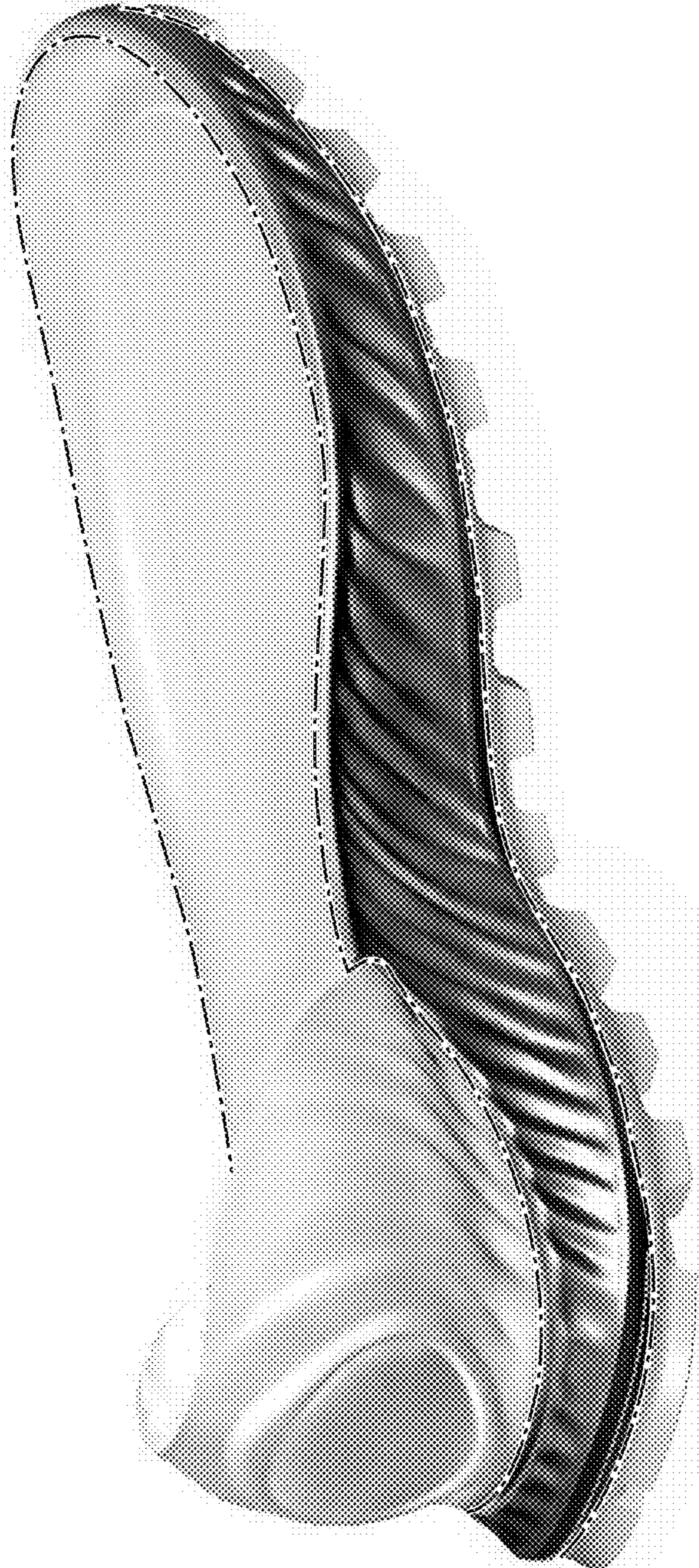


FIG. 2

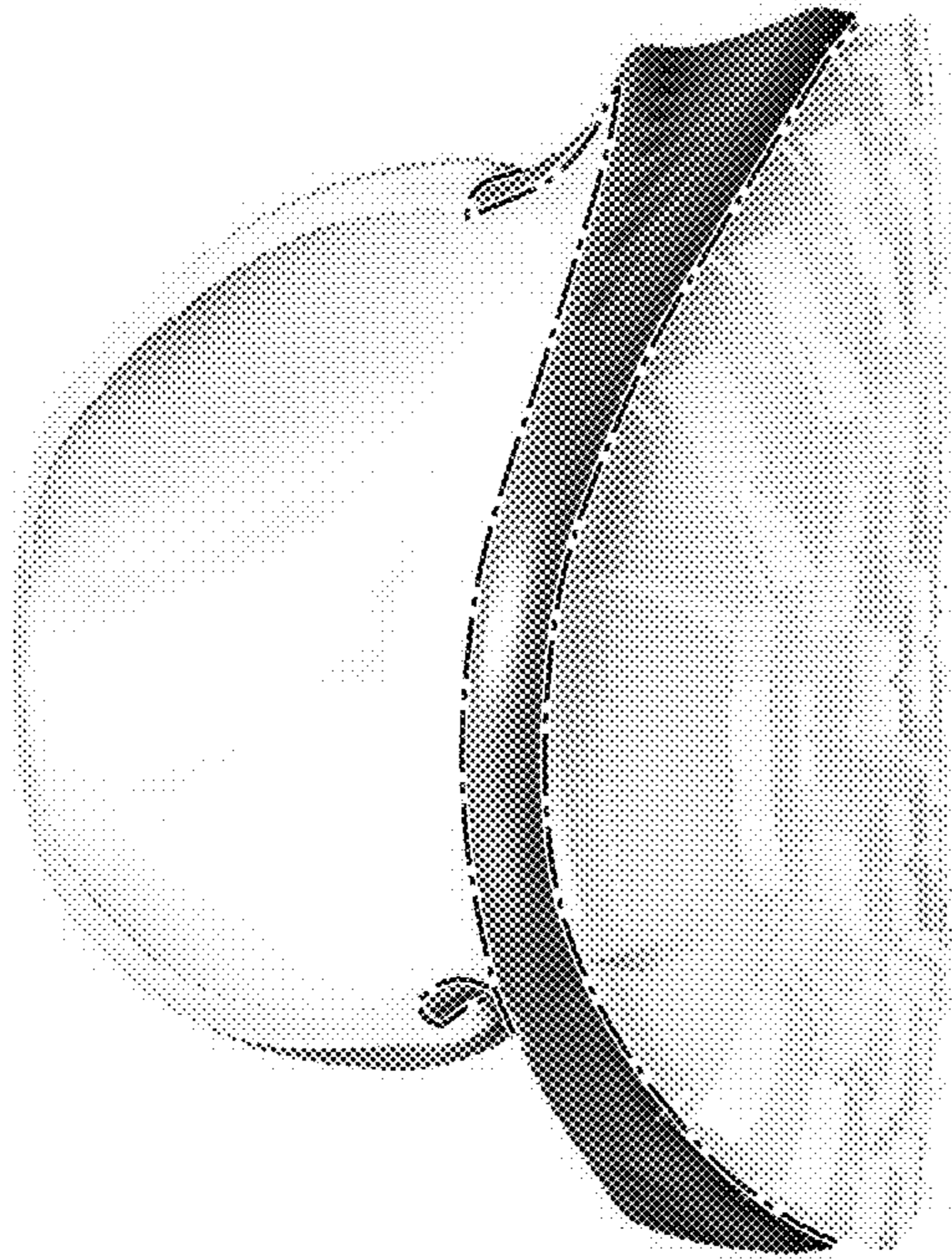


FIG. 3

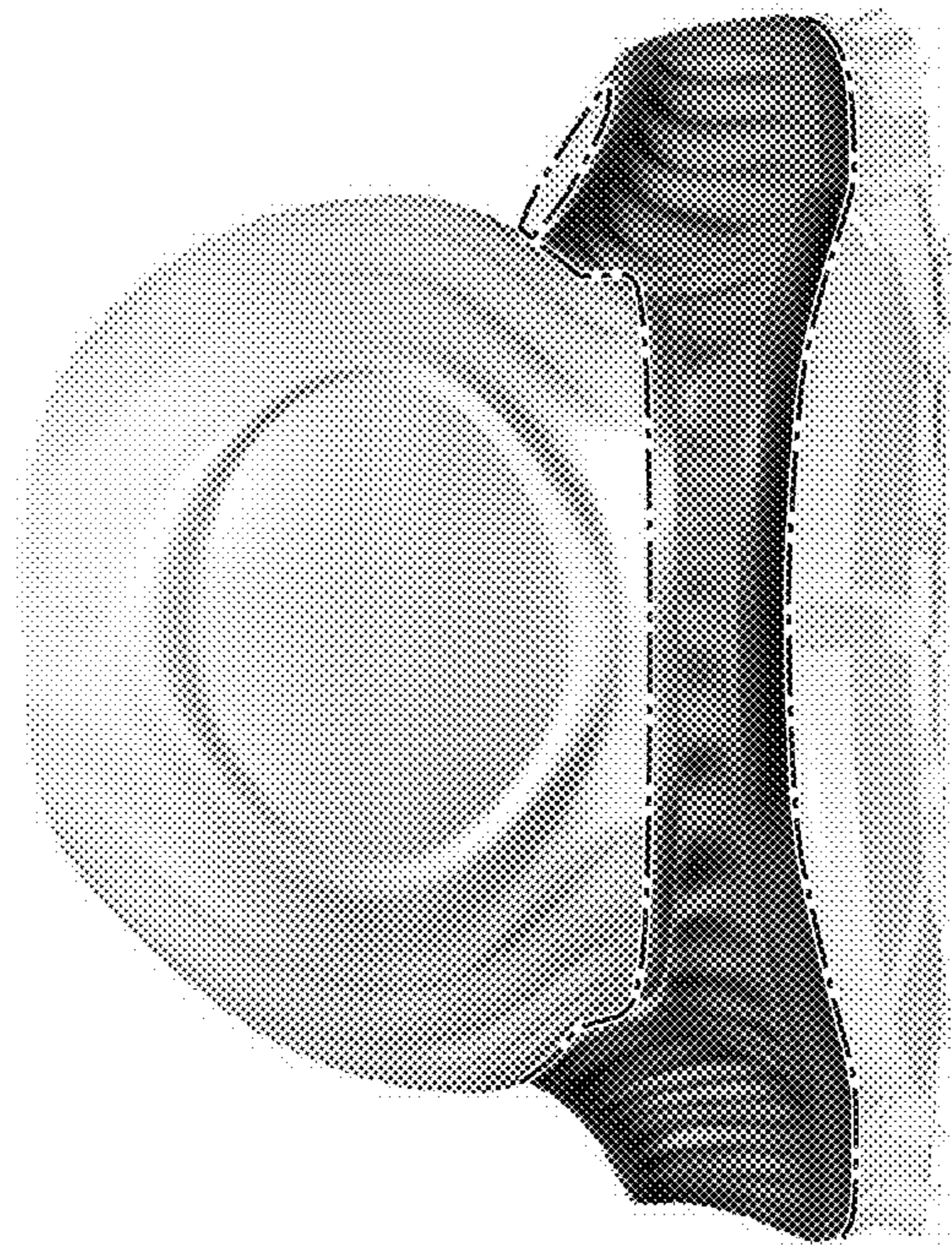


FIG. 4




FIG. 5




FIG. 6



FIG. 7



FIG. 8