

US00D901132S

(12) **United States Design Patent** (10) **Patent No.:** **US D901,132 S**
De Bourgnecht (45) **Date of Patent:** **** Nov. 10, 2020**

(54) **BABY SLEEPING BAG**
(71) Applicant: **BABY DEEDEE LLC**, Port Chester, NY (US)
(72) Inventor: **Dominique De Bourgnecht**, Rye, NY (US)
(73) Assignee: **BABY DEEDEE LLC**, Port Chester, NY (US)

D716,526 S *	11/2014	Harris	D2/719
D728,198 S *	5/2015	Barski	D2/719
D728,199 S *	5/2015	Barski	D2/719
D731,144 S *	6/2015	White	D2/719
D772,532 S *	11/2016	Karp	D2/719
D778,534 S *	2/2017	Bopanna	D2/719
D801,629 S *	11/2017	Cook	D2/719
D801,630 S *	11/2017	Wollschlaeger	D2/719
D802,252 S *	11/2017	Sack	D2/719
D802,253 S *	11/2017	Sack	D2/719
D806,354 S *	1/2018	Calodoukas	D2/719
2010/0218299 A1 *	9/2010	Damir	A41B 13/06 2/69.5

(**) Term: **15 Years**

(Continued)

(21) Appl. No.: **29/678,112**
(22) Filed: **Jan. 25, 2019**
(51) **LOC (12) Cl.** **02-01**
(52) **U.S. Cl.**
USPC **D2/719**
(58) **Field of Classification Search**
USPC D2/719, 718, 714, 728, 731-734, 745, D2/746
CPC B60C 13/06; B60C 13/065; B60C 13/00; B60C 13/005
See application file for complete search history.

Primary Examiner — Michelle E. Wilson
Assistant Examiner — Clese Moore, Jr.
(74) *Attorney, Agent, or Firm* — Marvin Petry; Stites & Harbison PLLC

(56) **References Cited**

U.S. PATENT DOCUMENTS

D282,596 S *	2/1986	Bangert	D2/719
D296,378 S *	6/1988	Coates	D2/719
D446,907 S *	8/2001	Hall	D2/719
D526,464 S *	8/2006	Johnson	D2/718
D557,880 S *	12/2007	O'Connor-Cowley	D2/719
D561,428 S *	2/2008	Nilsson	D2/719
D606,282 S *	12/2009	Chen	D2/719
D633,278 S *	3/2011	De Bourgnecht	
D643,596 S *	8/2011	Ashworth	D2/719
D650,153 S *	12/2011	Chopak	D2/719
D669,659 S *	10/2012	Barski	D2/719
D715,028 S *	10/2014	Harris	D2/719

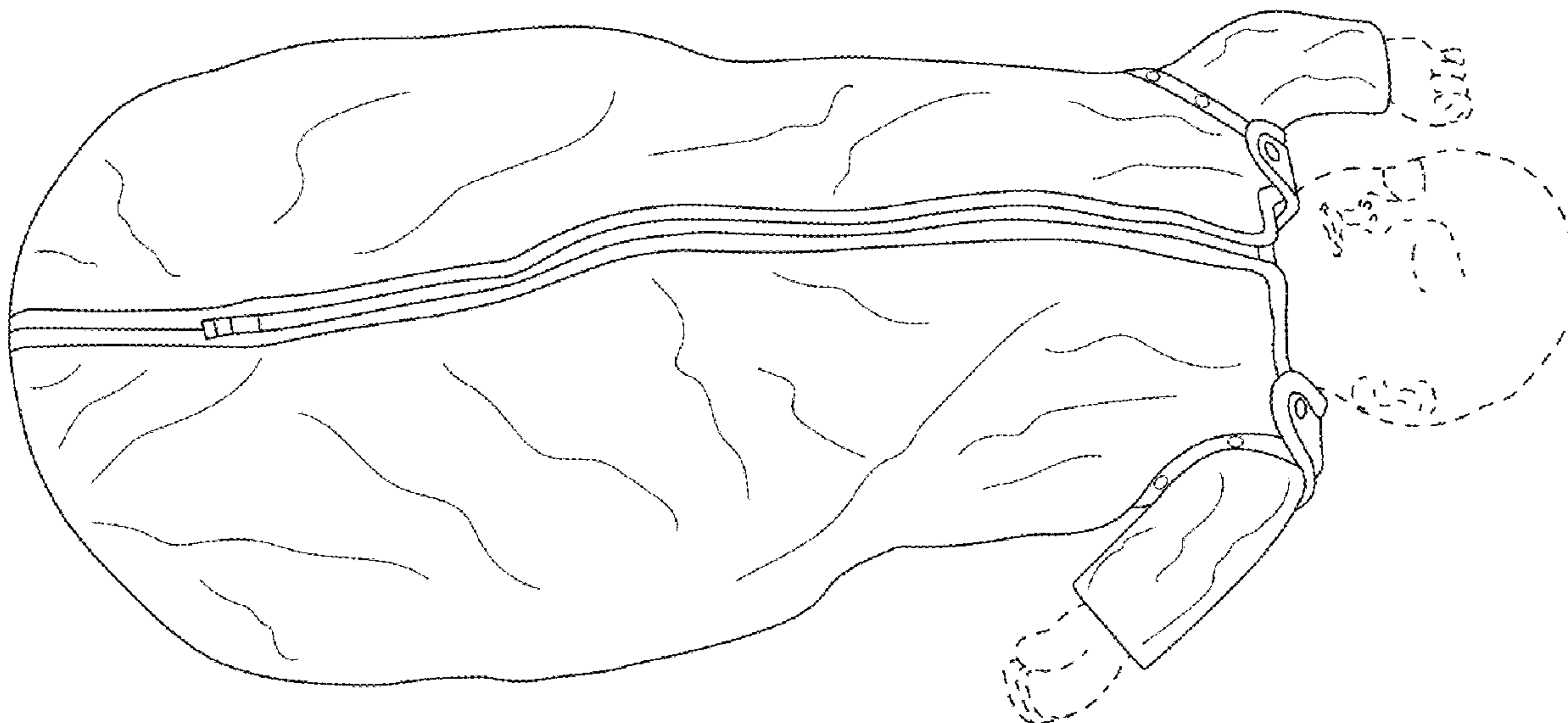
(57) **CLAIM**

What is claimed is the ornamental design for a baby sleeping bag, as shown and described.

DESCRIPTION

FIG. 1 is a perspective view of a baby sleeping bag, illustrated as worn by a baby, showing the new design; FIG. 2 is a front elevational view thereof, illustrated as laid flat; FIG. 3 is a rear elevational view thereof, illustrated as laid flat; FIG. 4 is a left-side elevational view thereof, illustrated as laid flat, the right-side elevational view being a mirror image thereof; FIG. 5 is a top plan view thereof, illustrated as laid flat; and, FIG. 6 is a bottom plan view thereof, illustrated as laid flat. The broken lines in FIG. 1 showing a baby are included to show the invention in use, and form no part of the claimed design.

1 Claim, 2 Drawing Sheets



(56)

References Cited

U.S. PATENT DOCUMENTS

2012/0151654 A1* 6/2012 Chopak A44B 19/382
2/69.5
2014/0068834 A1* 3/2014 Skinner A41B 13/06
2/69.5
2018/0317566 A1* 11/2018 Barski A47G 9/083

* cited by examiner

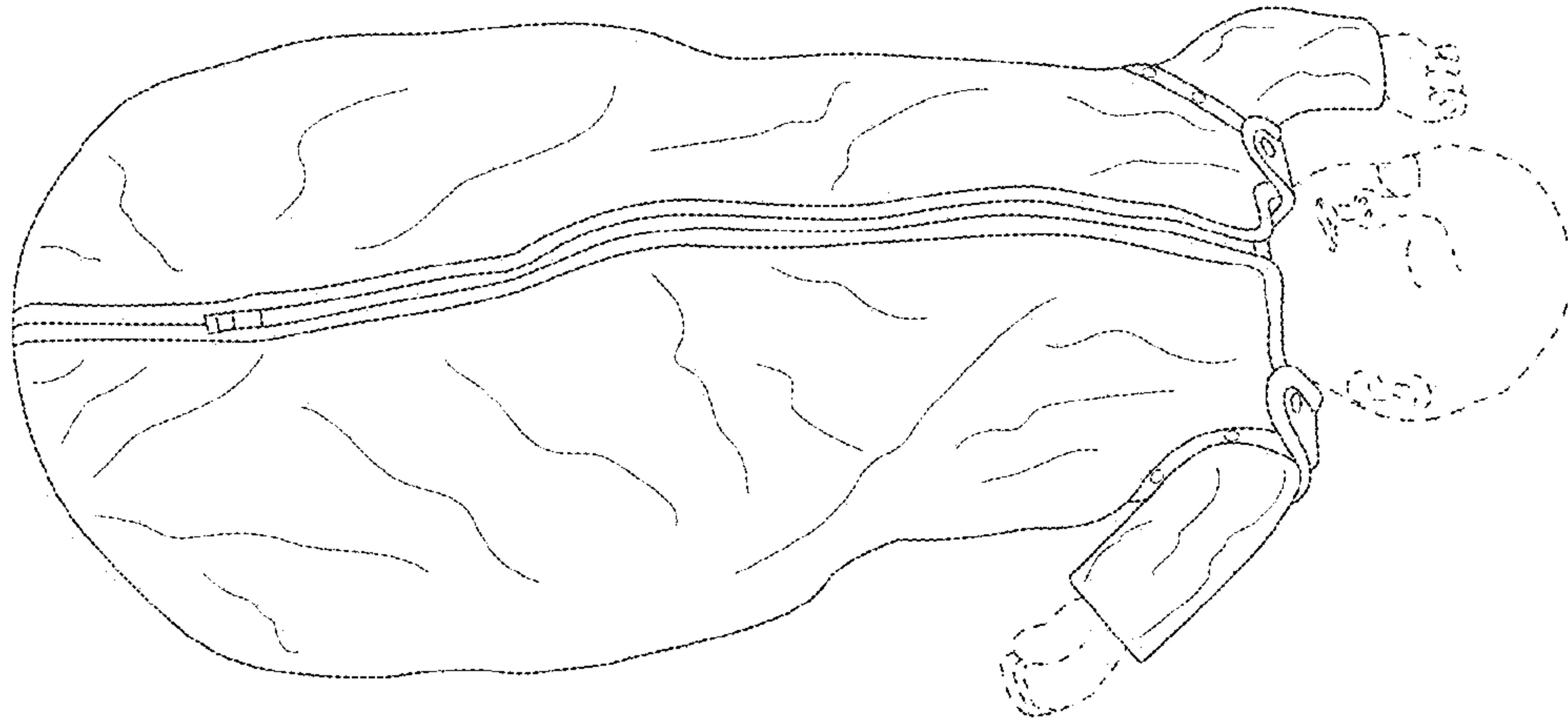


FIG. 1

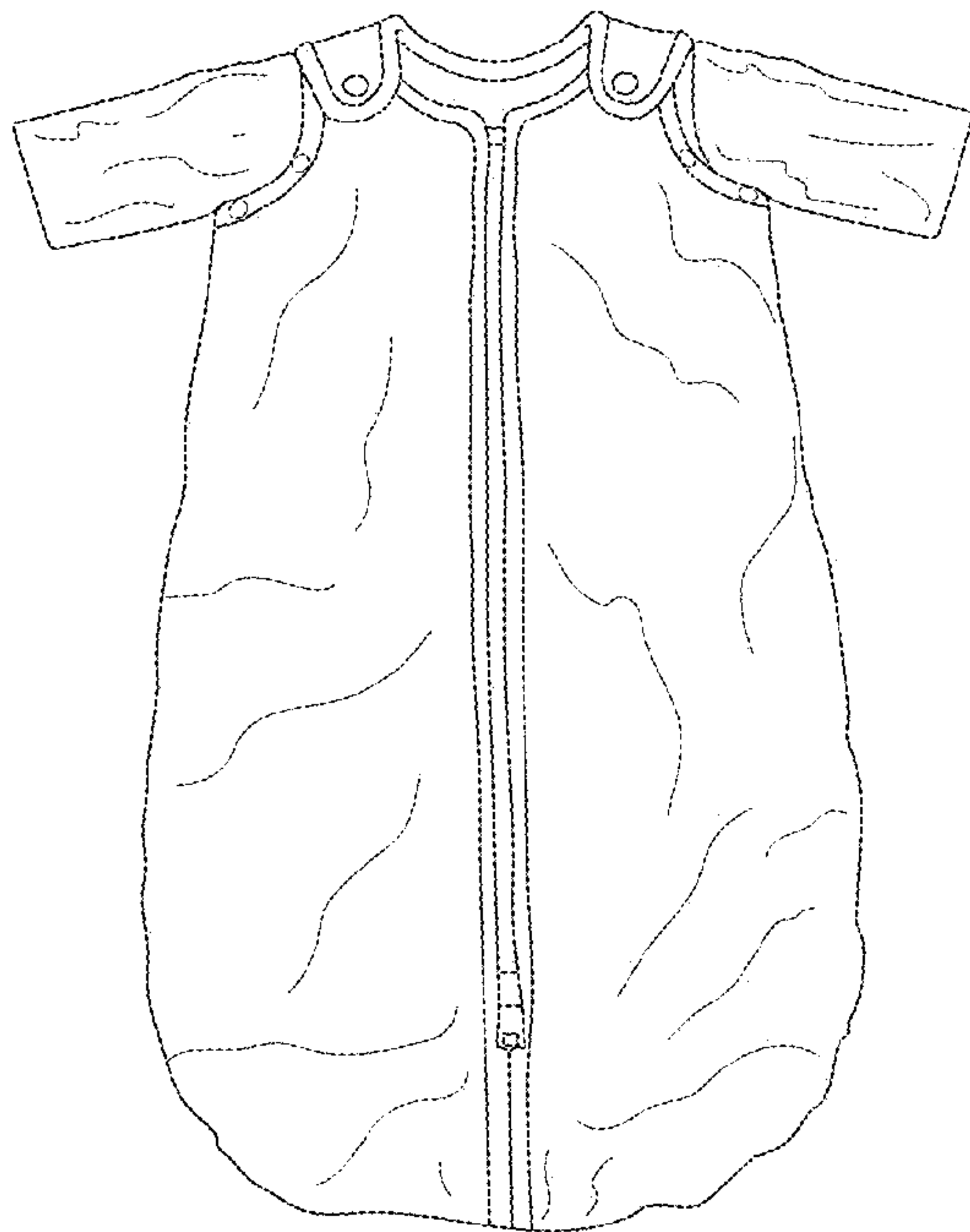


FIG. 2

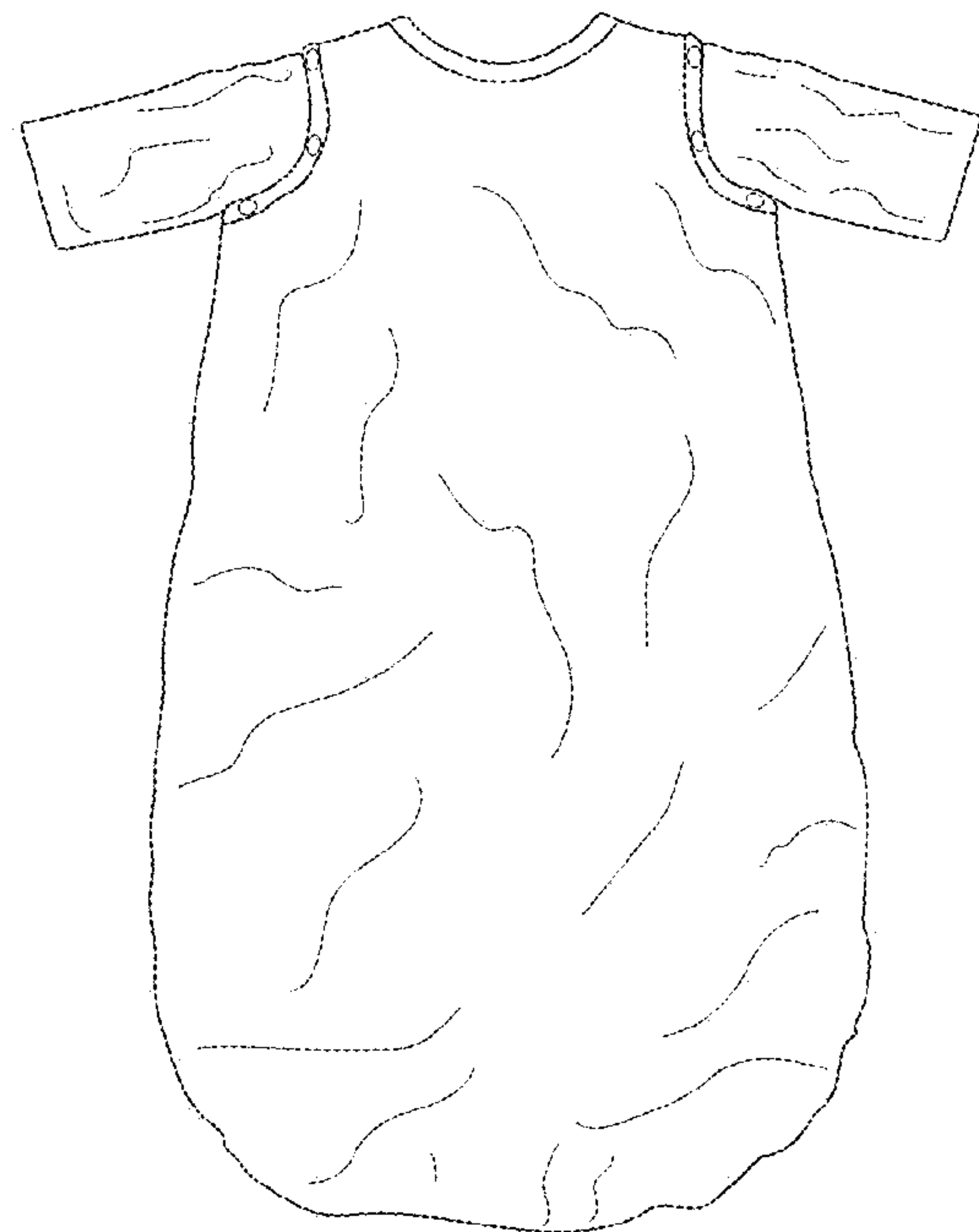


FIG. 3

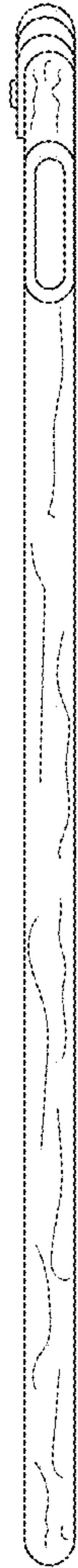


FIG. 4




FIG. 5

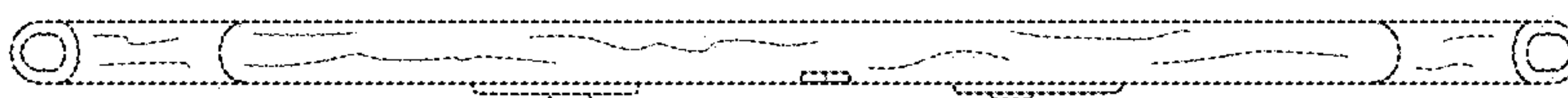


FIG. 6