



US00D901130S

(12) **United States Design Patent** (10) **Patent No.:** **US D901,130 S**
van Dijk (45) **Date of Patent:** **** Nov. 10, 2020**

(54) **CUT POTATO PRODUCT**
(71) Applicant: **Lamb-Weston/Meijer V.O.F.**, PJ
Kruiningen (NL)
(72) Inventor: **Dirk Jacob van Dijk**, Veghel (NL)
(73) Assignee: **Lamb-Weson/Meijer V.O.F.**, PJ
Kruiningen (NL)
(**) Term: **15 Years**
(21) Appl. No.: **29/704,330**
(22) Filed: **Sep. 4, 2019**
(51) **LOC (12) Cl.** **01-01**
(52) **U.S. Cl.**
USPC **D1/130**
(58) **Field of Classification Search**
USPC D1/100–130, 199; D7/504, 509, 510,
D7/523, 524, 555, 566, 568, 584–587,
D7/602, 672, 300.1; D21/386, 672, 803,
D21/821; D19/91; 426/92, 94, 95, 99,
426/101, 138–139, 143, 279, 282, 283,
426/391, 514; D11/146, 151, 154, 78,
D11/131, 141, 152; D14/480.5, 484.1;
D25/119, 121, 126; D30/160; 220/566;
D34/28, 29
CPC A21D 13/0029; A21D 13/0074; A21D
13/0022; A21D 13/0006; A23L 1/1641;
A23L 1/005
See application file for complete search history.

4,082,855 A 4/1978 Citti et al.
4,198,437 A 4/1980 Citti et al.
D268,539 S 4/1983 Hamann et al.
4,420,494 A 12/1983 Glantz
4,447,459 A 5/1984 Balboni et al.
4,455,321 A 6/1984 Glabe et al.
D276,312 S * 11/1984 Loof D9/415
4,626,438 A 12/1986 Glantz
4,751,093 A 6/1988 Hong et al.
4,933,194 A 6/1990 Barry et al.
4,937,084 A 6/1990 Julian
D314,855 S * 2/1991 Puglisi D1/127
5,035,915 A 7/1991 Mendenhall
5,128,210 A 7/1992 Housley
5,186,967 A 2/1993 Housley
D476,937 S * 7/2003 Brintouch D12/204
D492,467 S 7/2004 Pittard et al.
D493,943 S 8/2004 Mendenhall
D512,199 S * 12/2005 Ibanez D1/129
D522,714 S * 6/2006 Tebow D1/125

(Continued)

Primary Examiner — Katie Jane Stofko
(74) *Attorney, Agent, or Firm* — Ryan T. Grace; Advent,
LLP

(57) **CLAIM**

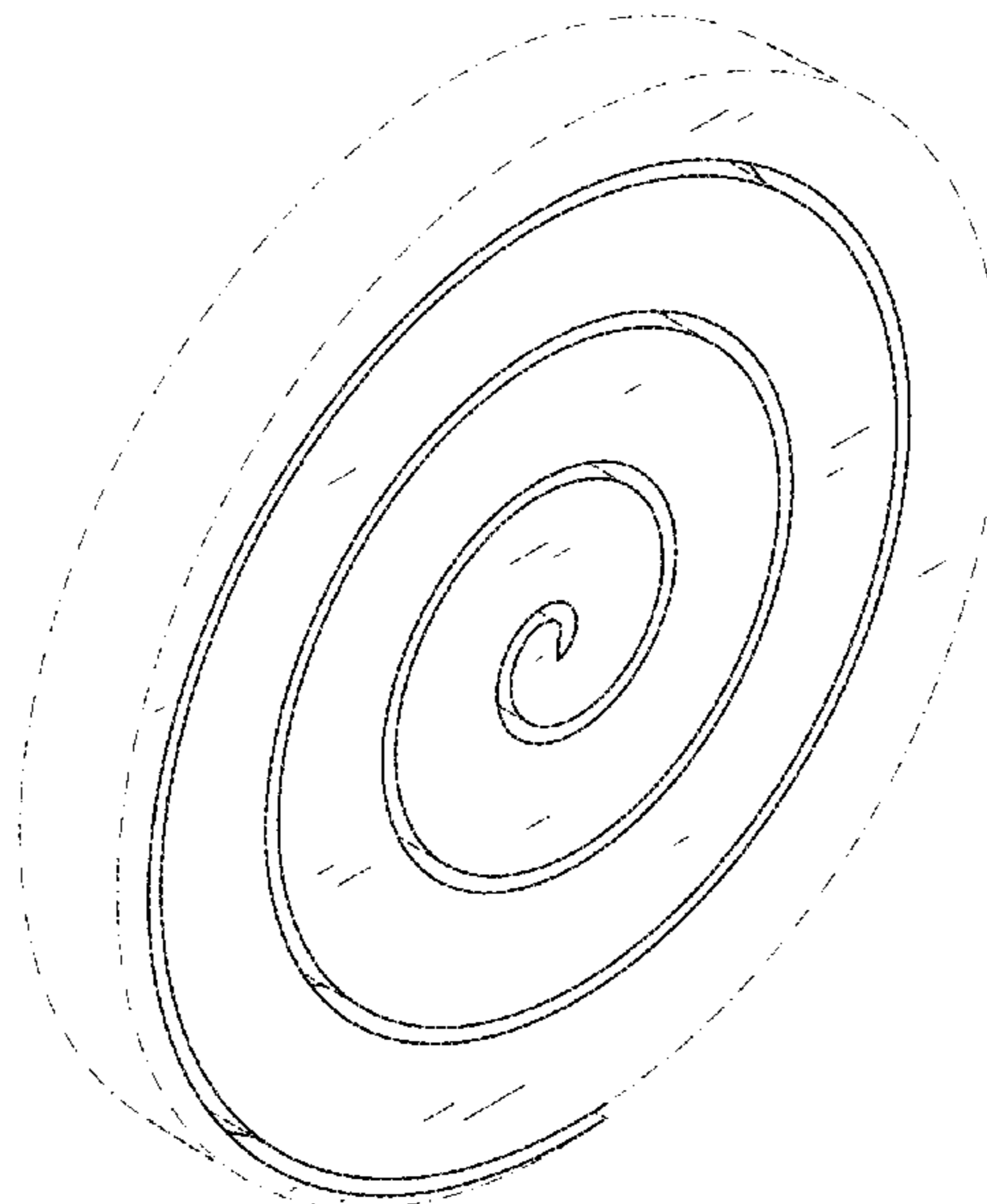
The ornamental design for a cut potato product, as shown
and described.

DESCRIPTION

FIG. 1 is a perspective view of a cut potato product;
FIG. 2 is another perspective view thereof;
FIG. 3 is a top plan view thereof;
FIG. 4 is a bottom plan view thereof;
FIG. 5 is a front elevation view thereof;
FIG. 6 is a rear elevation view thereof;
FIG. 7 is a left side elevation view thereof; and,
FIG. 8 is a right side elevation view thereof.
Portions of FIGS. 1 through 8 are shown in broken lines and
dash-dot-dash boundary lines illustrating portions of the
article that form no part of the claimed design.

1 Claim, 6 Drawing Sheets

(56) **References Cited**
U.S. PATENT DOCUMENTS
2,769,714 A 11/1956 Bernhardt et al.
3,338,724 A 8/1967 Adler et al.
3,809,758 A 5/1974 Mathias et al.
D234,099 S * 1/1975 Gobble D1/129
3,865,964 A 2/1975 Kellermeier et al.



(56)

References Cited

U.S. PATENT DOCUMENTS

D525,762 S 8/2006 Evans
 D531,384 S 11/2006 Wang
 D532,182 S * 11/2006 Hopkins D1/129
 D577,176 S 9/2008 Young et al.
 D581,627 S 12/2008 Young et al.
 D600,426 S * 9/2009 Dennison D1/125
 D609,877 S * 2/2010 Kadow-Dougherty D1/127
 7,670,998 B2 * 3/2010 Ambrosen A61K 8/922
 510/127
 D640,036 S 6/2011 Walker et al.
 D688,437 S 8/2013 Walker et al.
 D707,418 S 6/2014 Rogers et al.
 D712,618 S 9/2014 Rogers et al.
 D714,017 S 9/2014 Rogers et al.
 D714,517 S 10/2014 Rogers et al.
 D714,521 S 10/2014 Rogers et al.
 D716,517 S 11/2014 Walker et al.
 D716,518 S 11/2014 Walker et al.
 D716,519 S 11/2014 Walker et al.
 D716,520 S 11/2014 Walker et al.
 D720,916 S 1/2015 Rogers et al.
 D720,917 S 1/2015 Rogers et al.
 D721,217 S 1/2015 Rogers et al.
 D721,218 S 1/2015 Rogers et al.
 D721,219 S 1/2015 Rogers et al.

D721,220 S 1/2015 Rogers et al.
 D722,417 S 2/2015 Rogers et al.
 D722,419 S 2/2015 Rogers et al.
 D723,241 S 3/2015 Walker et al.
 D723,242 S 3/2015 Walker et al.
 D723,243 S 3/2015 Walker et al.
 D725,343 S 3/2015 Rogers et al.
 D728,892 S 5/2015 Rogers et al.
 D728,894 S 5/2015 Rogers et al.
 D729,491 S 5/2015 Rogers et al.
 D729,492 S 5/2015 Rogers et al.
 D732,791 S * 6/2015 Enoch D1/130
 D735,441 S 8/2015 Rogers et al.
 D741,041 S 10/2015 Walker
 D742,091 S 11/2015 Rogers et al.
 D745,244 S 12/2015 Rogers et al.
 D745,245 S 12/2015 Rogers et al.
 D746,019 S 12/2015 Rogers et al.
 D748,366 S 2/2016 Rogers et al.
 D762,341 S 8/2016 Rogers et al.
 D766,542 S 9/2016 Walker et al.
 D813,491 S 3/2018 Walker
 D816,774 S * 5/2018 Edevold D21/343
 D835,940 S * 12/2018 Krishnan A47J 37/0676
 D7/407
 2010/0310754 A1 12/2010 Rommens et al.
 2011/0239469 A1 10/2011 Young et al.

* cited by examiner

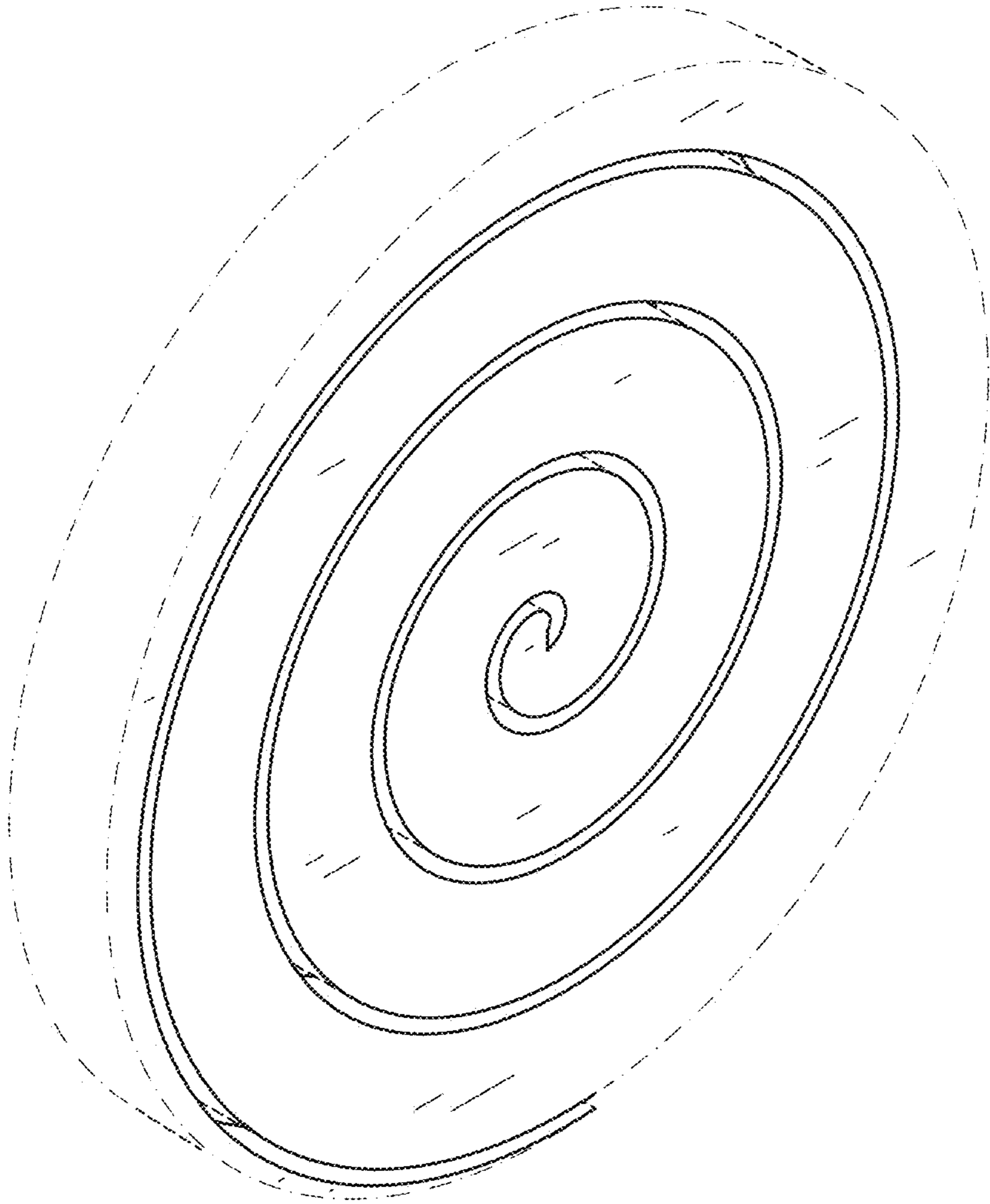


FIG. 1

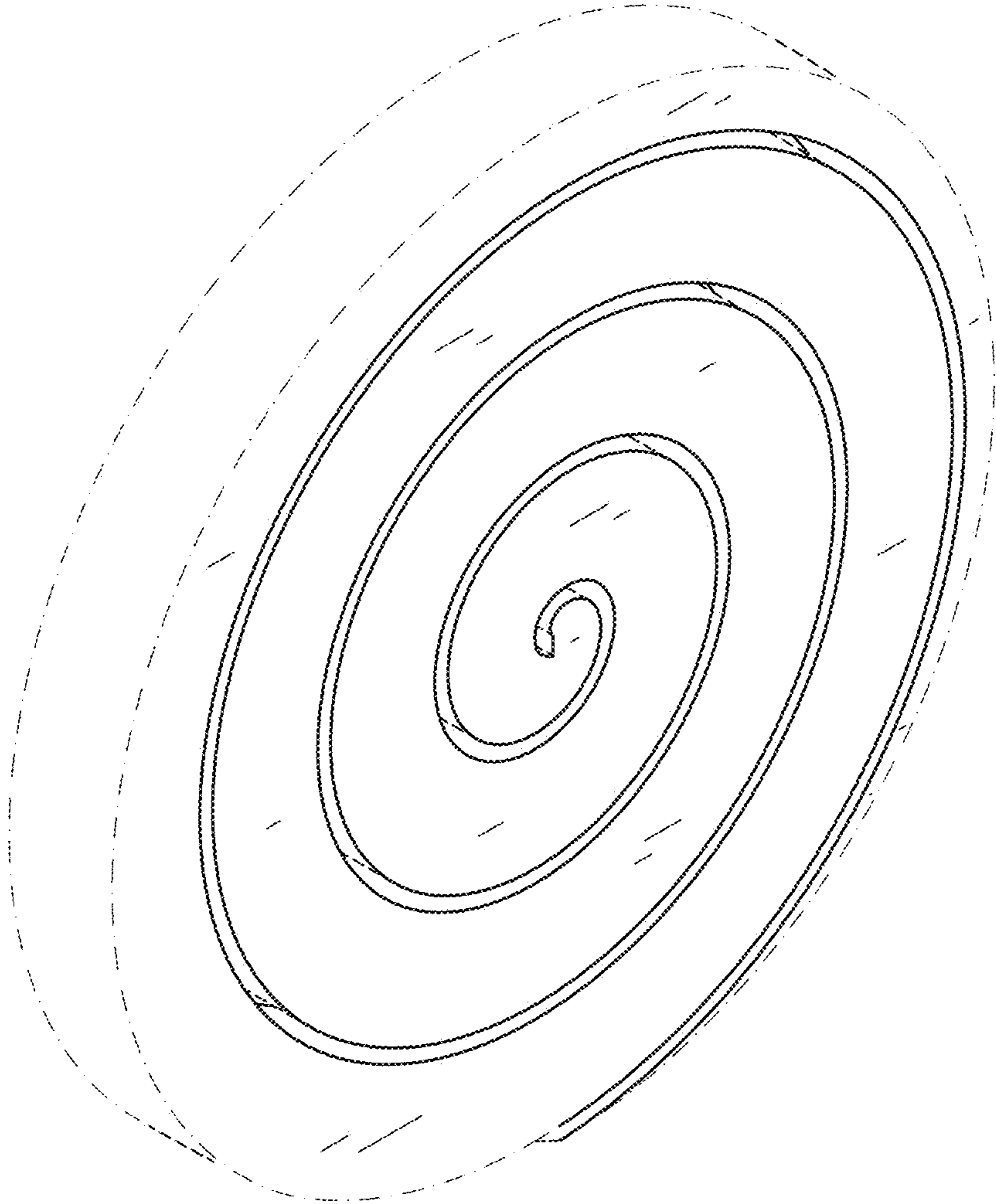


FIG. 2



FIG. 3

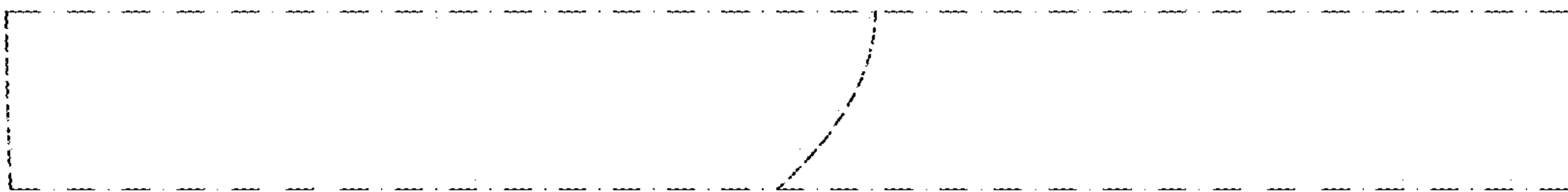


FIG. 4

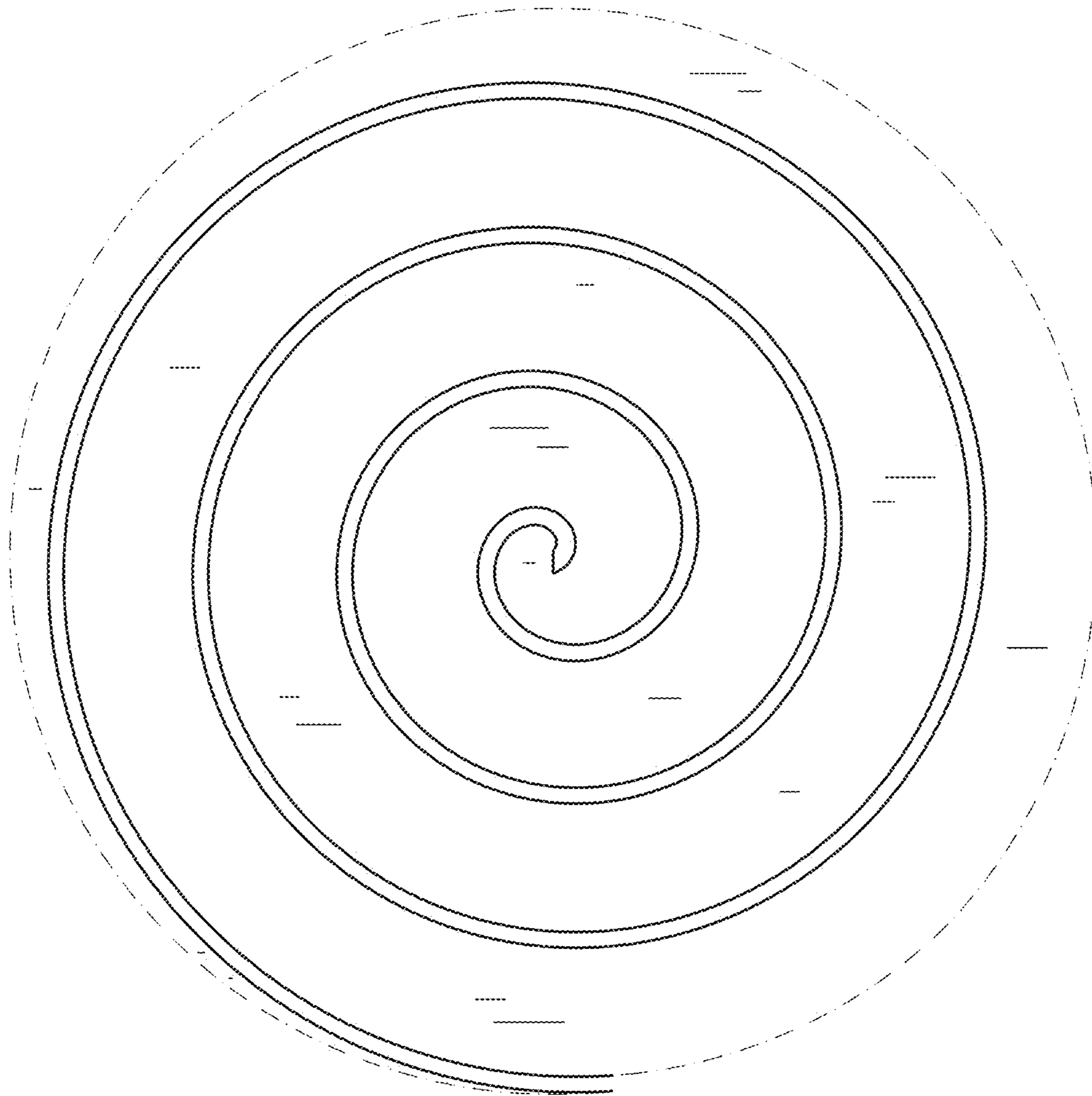


FIG. 5




FIG. 6



FIG. 7




FIG. 8