



US00D901119S

(12) **United States Design Patent**
Crews

(10) **Patent No.:** **US D901,119 S**

(45) **Date of Patent:** **** Nov. 3, 2020**

(54) **DISTRIBUTION CART**

D287,177 S * 12/1986 Spicer D34/21
D301,075 S * 5/1989 Trubiano D34/21
4,863,179 A * 9/1989 Isaacs B60D 1/00
280/33.996

(71) Applicant: **O&M Halyard, Inc.**, Mechanicsville,
VA (US)

(Continued)

(72) Inventor: **Brock J. Crews**, Kennesaw, GA (US)

OTHER PUBLICATIONS

(73) Assignee: **O&M Halyard, Inc.**, Mechanicsville,
VA (US)

Store More Store, announced 2020 [online], [site visited May 5, 2020]. Available from internet, URL: <https://www.storemorestore.com/Linen-Distribution-Cart-Hospital-Wire-Storage-p/sms-49-m1848c46re.htm> (Year: 2020).*

(Continued)

(**) Term: **15 Years**

(21) Appl. No.: **29/673,243**

Primary Examiner — George A Bugg

Assistant Examiner — Tamara L Hahn

(22) Filed: **Dec. 13, 2018**

(74) *Attorney, Agent, or Firm* — Dority & Manning, P.A.

(51) **LOC (12) Cl.** **12-02**

(52) **U.S. Cl.**

(57) **CLAIM**

USPC **D34/11; D34/17**

The ornamental design for a distribution cart, as shown and described.

(58) **Field of Classification Search**

DESCRIPTION

USPC D34/11, 12, 13, 14, 15, 17, 19, 20, 21,
D34/23, 28, 29, 34, 38; D3/272, 276,
D3/279, 281

FIG. 1 is a front perspective view of a distribution cart according to the present design;

CPC B62B 3/00; B62B 3/005; B62B 3/002;
B62B 3/025; B62B 3/02; B60D 1/00

FIG. 2 is a rear perspective view of the distribution cart of FIG. 1;

See application file for complete search history.

FIG. 3 is a front view of the distribution cart of FIG. 1;
FIG. 4 is a rear view of the distribution cart of FIG. 1;
FIG. 5 is a right side view of the distribution cart of FIG. 1;
FIG. 6 is a left side view of the distribution cart of FIG. 1;
FIG. 7 is a top view of the distribution cart of FIG. 1;
FIG. 8 is a bottom view of the distribution cart of FIG. 1;
and,

(56) **References Cited**

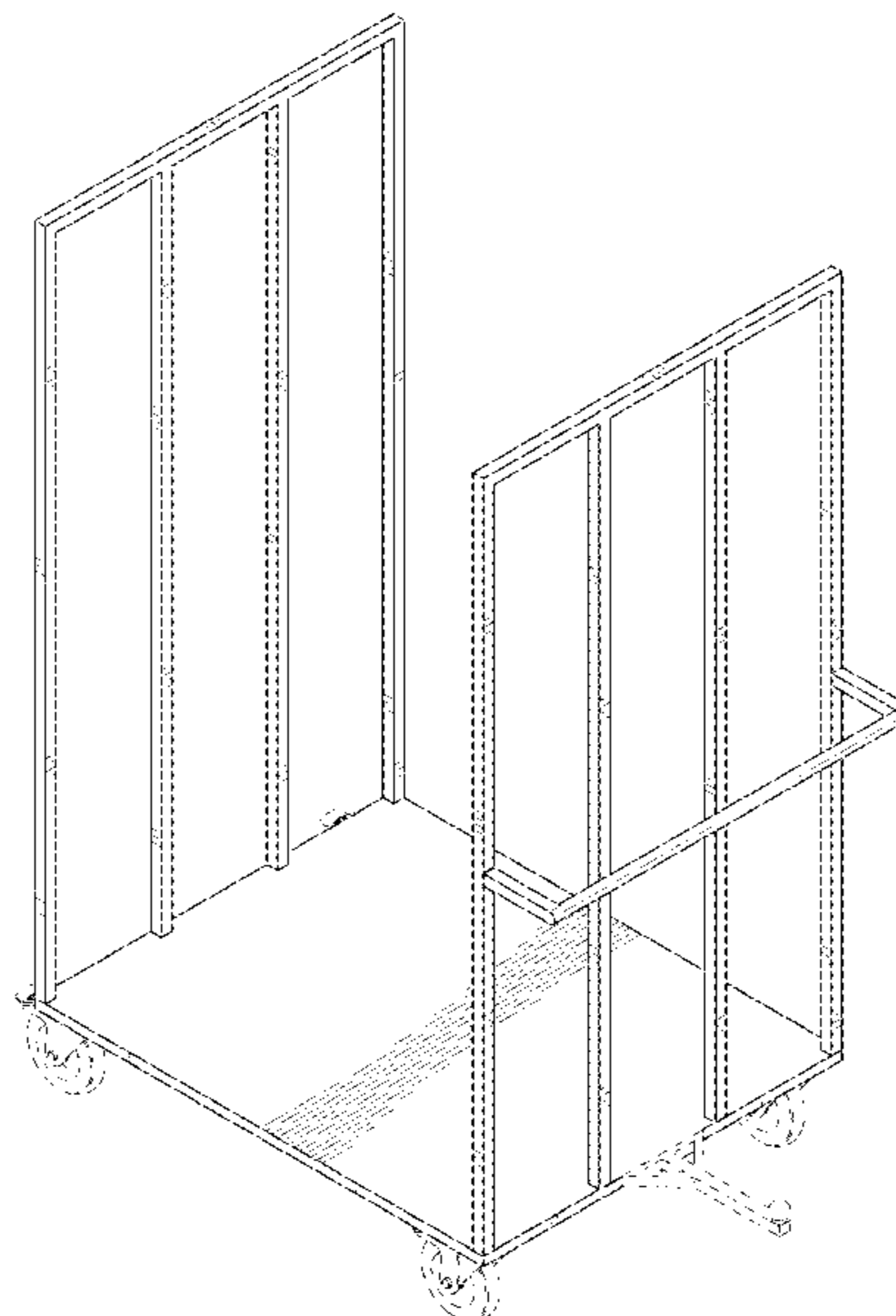
U.S. PATENT DOCUMENTS

3,908,562 A * 9/1975 Wittschen A47F 5/135
280/79.11
4,066,022 A * 1/1978 Graves A47B 96/02
108/14
4,159,831 A * 7/1979 Schorr B62B 3/004
211/49.1
4,275,665 A * 6/1981 Silverman A47F 5/135
108/14
D267,373 S * 12/1982 Behrens D34/21
4,450,969 A * 5/1984 Marsh, Jr. B62B 3/004
211/189

FIG. 9 is a right side perspective view of the distribution cart of FIG. 1 when used to transport a plurality of totes.

The broken lines illustrating the wheels, casters and hitch feature are included to show portions of the distribution cart. The broken lines illustrating totes in FIG. 9 are included to show environment. All broken lines form no part of the claimed design.

1 Claim, 8 Drawing Sheets



(56)

References Cited

U.S. PATENT DOCUMENTS

D324,285	S	*	2/1992	Macy	D34/17
D357,102	S	*	4/1995	Tate	D34/17
D363,590	S	*	10/1995	Kazmerchek	D34/17
D370,330	S	*	5/1996	Carpenter	D34/17
D410,127	S	*	5/1999	Colomban	D34/20
6,663,139	B1	*	12/2003	Smith	B62B 3/002 280/651
D703,905	S	*	4/2014	Tuncel	D34/23
D733,385	S	*	6/2015	Spates	D34/20
D748,881	S	*	2/2016	Abel	D34/17
D748,882	S	*	2/2016	Abel	D34/17
D763,533	S	*	8/2016	Nyholm	D34/17
D828,971	S	*	9/2018	Cai	D34/21
D880,800	S	*	4/2020	Edgerton	D34/21
RE47,970	E	*	5/2020	Walter	B62B 3/008 D34/12
D887,101	S	*	6/2020	Beasley	D34/21
2016/0200337	A1	*	7/2016	Abel	B62B 3/005 280/86

OTHER PUBLICATIONS

Lakeside Supply Cart, announced 2020 [online], [site visited May 5, 2020]. Available from internet, URL: https://www.alimed.com/lakeside-distribution-supply-cart-325w.html?pid=149776&gclid=EAlalQobChMI29vr0Pyc6QIVM_C1Ch06aA6yEAQYASABEgLFMvD_BwE (Year: 2020).*

* cited by examiner

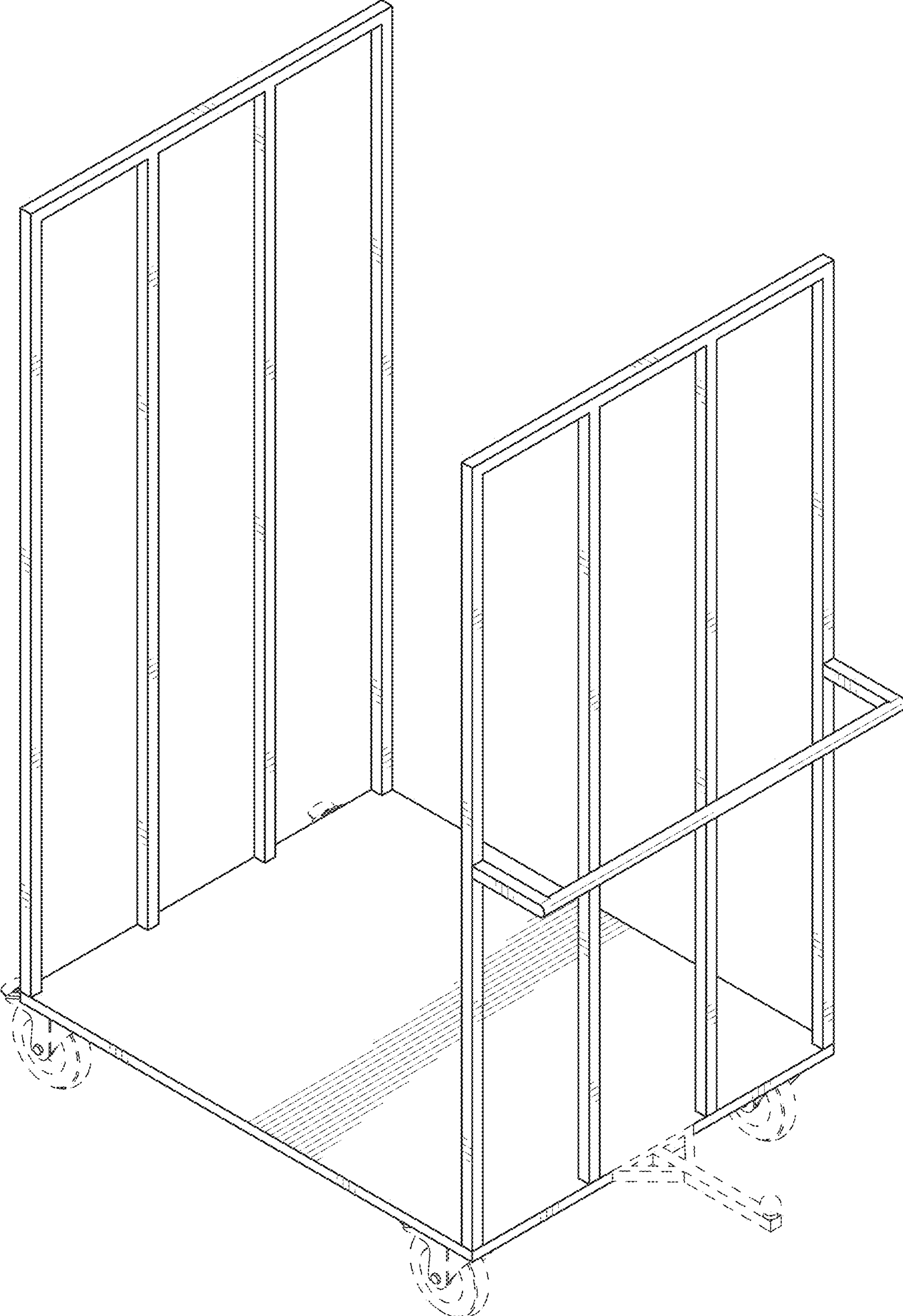


FIG. 1

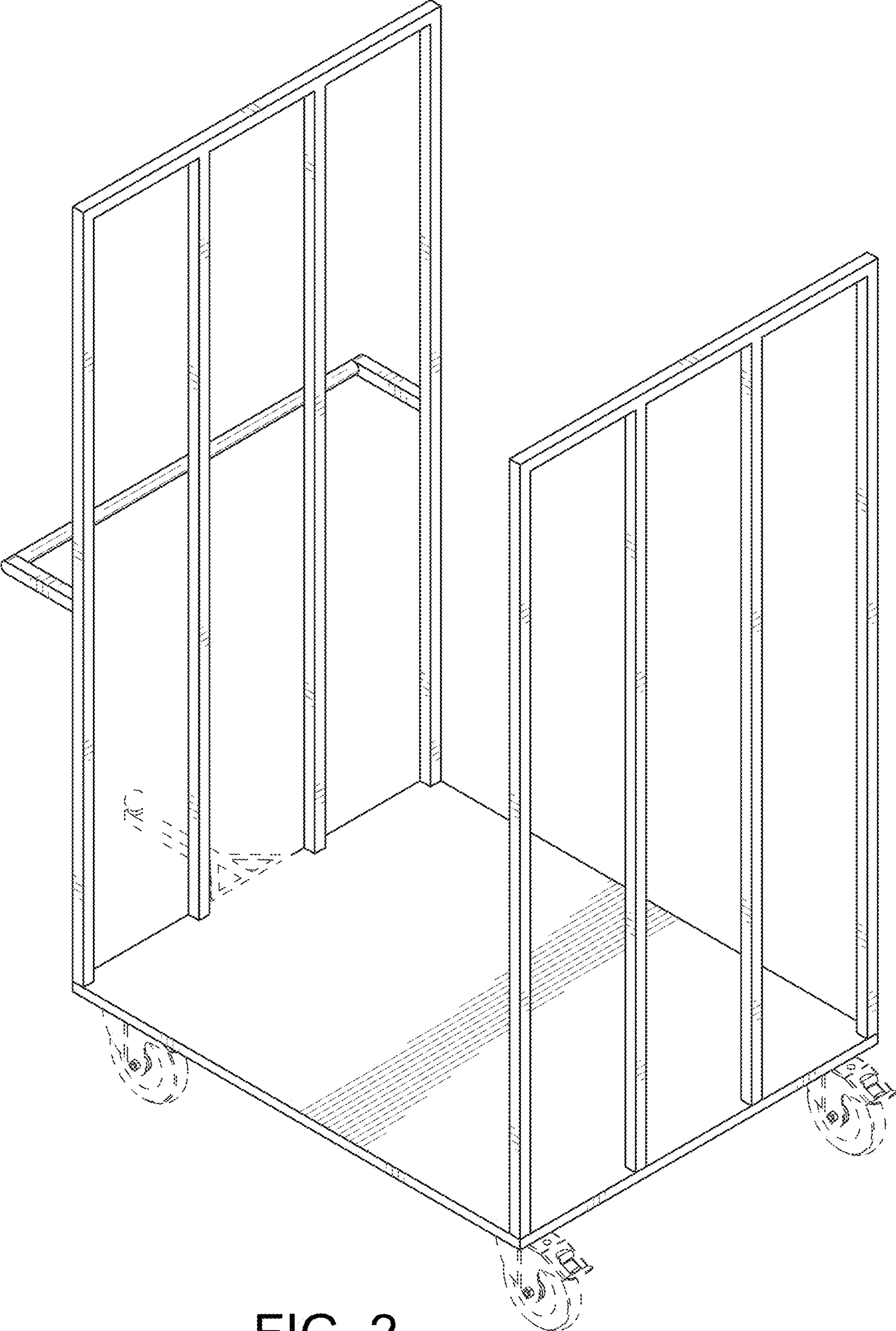


FIG. 2




FIG. 3




FIG. 4




FIG. 5




FIG. 6




FIG. 7




FIG. 8

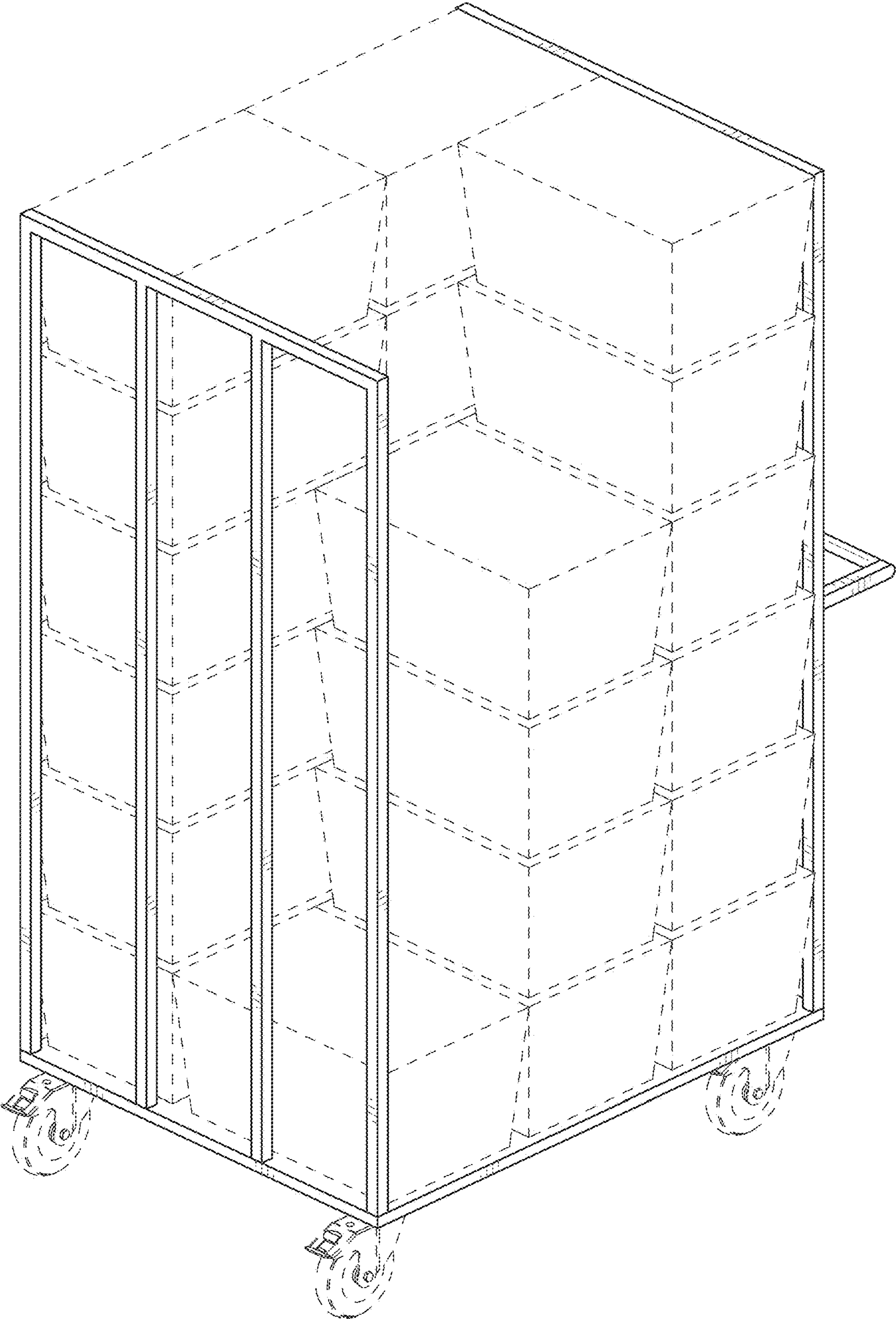


FIG. 9