



US00D901114S

(12) **United States Design Patent**
Wang

(10) **Patent No.:** **US D901,114 S**
(45) **Date of Patent:** **** Nov. 3, 2020**

- (54) **STEP-ON LAUNDRY BASKET**
- (71) Applicant: **Wei-Cheng Wang**, Taipei (TW)
- (72) Inventor: **Wei-Cheng Wang**, Taipei (TW)
- (**) Term: **15 Years**
- (21) Appl. No.: **29/676,289**
- (22) Filed: **Jan. 10, 2019**
- (51) **LOC (12) Cl.** **09-04**
- (52) **U.S. Cl.**
USPC **D32/37**
- (58) **Field of Classification Search**
USPC D32/1, 14.1, 30, 35-37, 47, 58-59;
D3/305-307
CPC .. A61L 2/10; A47L 25/00; A47L 23/20; B01J
19/08; G01N 21/00; G01J 3/10; D06F
58/04
See application file for complete search history.

D838,928 S *	1/2019	Wen-Tsan	D32/37
D842,606 S *	3/2019	Kraemer	D3/307
D872,401 S *	1/2020	Wang	D32/37

FOREIGN PATENT DOCUMENTS

IN 277437-0001 * 6/2018

OTHER PUBLICATIONS

Graham-Field Square Step-On Waste Receptacles | Diaper Disposal System, website 2020, <https://www.healthproductsforyou.com/p-graham-field-square-step-on-waste-receptacles.html>, site visited Mar. 30, 2020.*

* cited by examiner

Primary Examiner — John R Yeh
(74) *Attorney, Agent, or Firm* — Leong C. Lei

(57) **CLAIM**

The ornamental design for a step-on laundry basket, as shown and described.

(56) **References Cited**

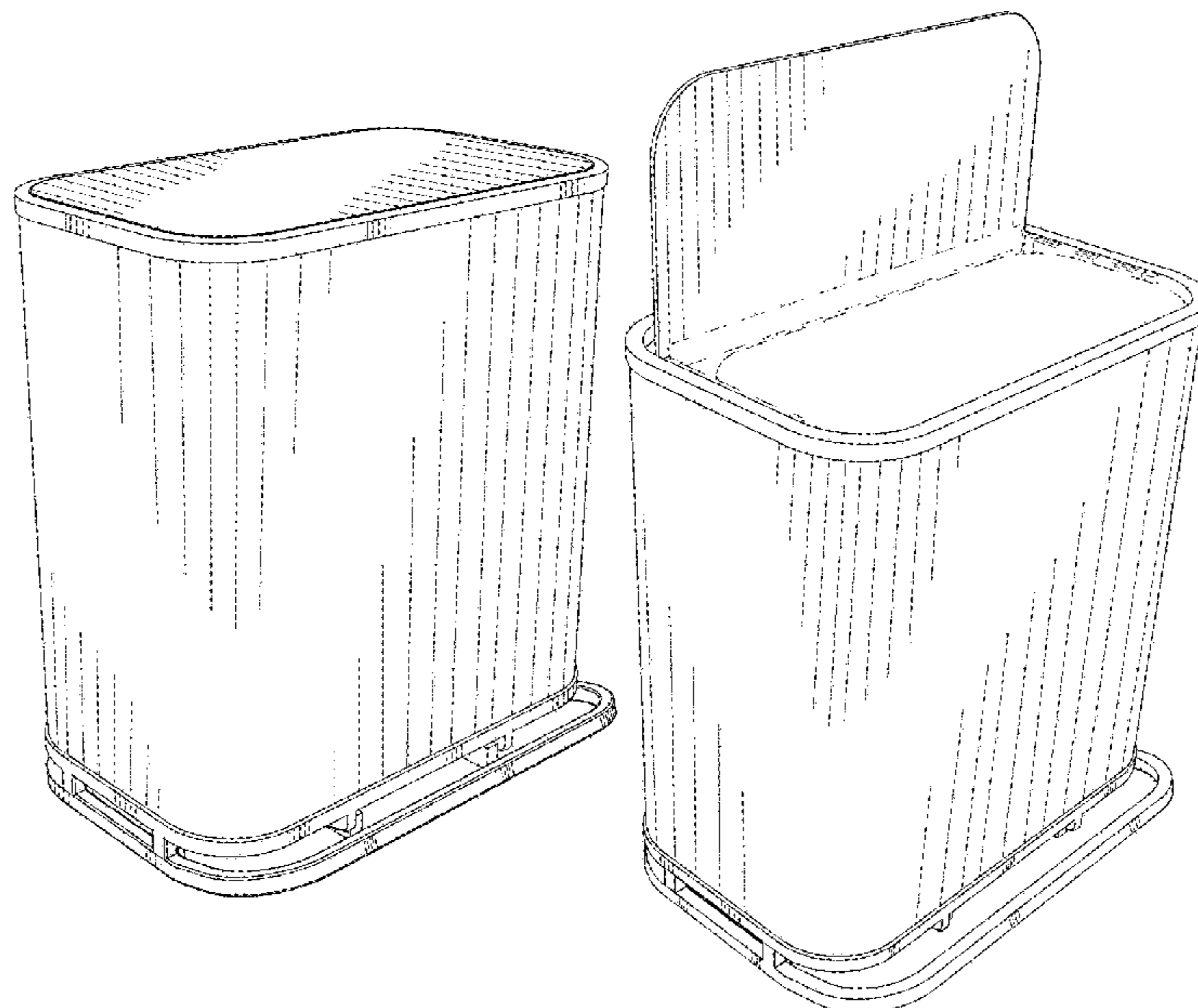
U.S. PATENT DOCUMENTS

D110,355 S *	7/1938	Gleitsman	D32/37
D119,752 S *	4/1940	Hobson	D32/37
2,520,054 A *	8/1950	Pastorius	B65D 83/00 221/281
2,873,782 A *	2/1959	Gunn	D06F 95/002 220/659
D265,261 S *	6/1982	Gerber	D32/37
D274,662 S *	7/1984	Fausel	D32/37
D275,618 S *	9/1984	Agard	D3/295
D279,038 S *	5/1985	Thompson, Jr.	D32/37
D394,532 S *	5/1998	Burgin	D32/37
D522,703 S *	6/2006	Johnson	D34/1
8,381,936 B1 *	2/2013	Blake	D06F 93/00 220/500
D703,895 S *	4/2014	Wang	D32/37
D706,507 S *	6/2014	Duvigneau	D32/37
D732,778 S *	6/2015	Taulman	D32/37

DESCRIPTION

FIG. 1 is a perspective view of a step-on laundry basket showing my new design;
FIG. 2 is a front elevational view thereof;
FIG. 3 is a rear elevational view thereof;
FIG. 4 is a left side elevational view thereof;
FIG. 5 is a right side elevational view thereof;
FIG. 6 is a top plan view thereof;
FIG. 7 is a bottom plan view thereof; and,
FIG. 8 is another perspective view in an open configuration. The broken lines in the drawings depict portions of the step-on laundry basket that form no part of the claimed design.

1 Claim, 8 Drawing Sheets






FIG. 1

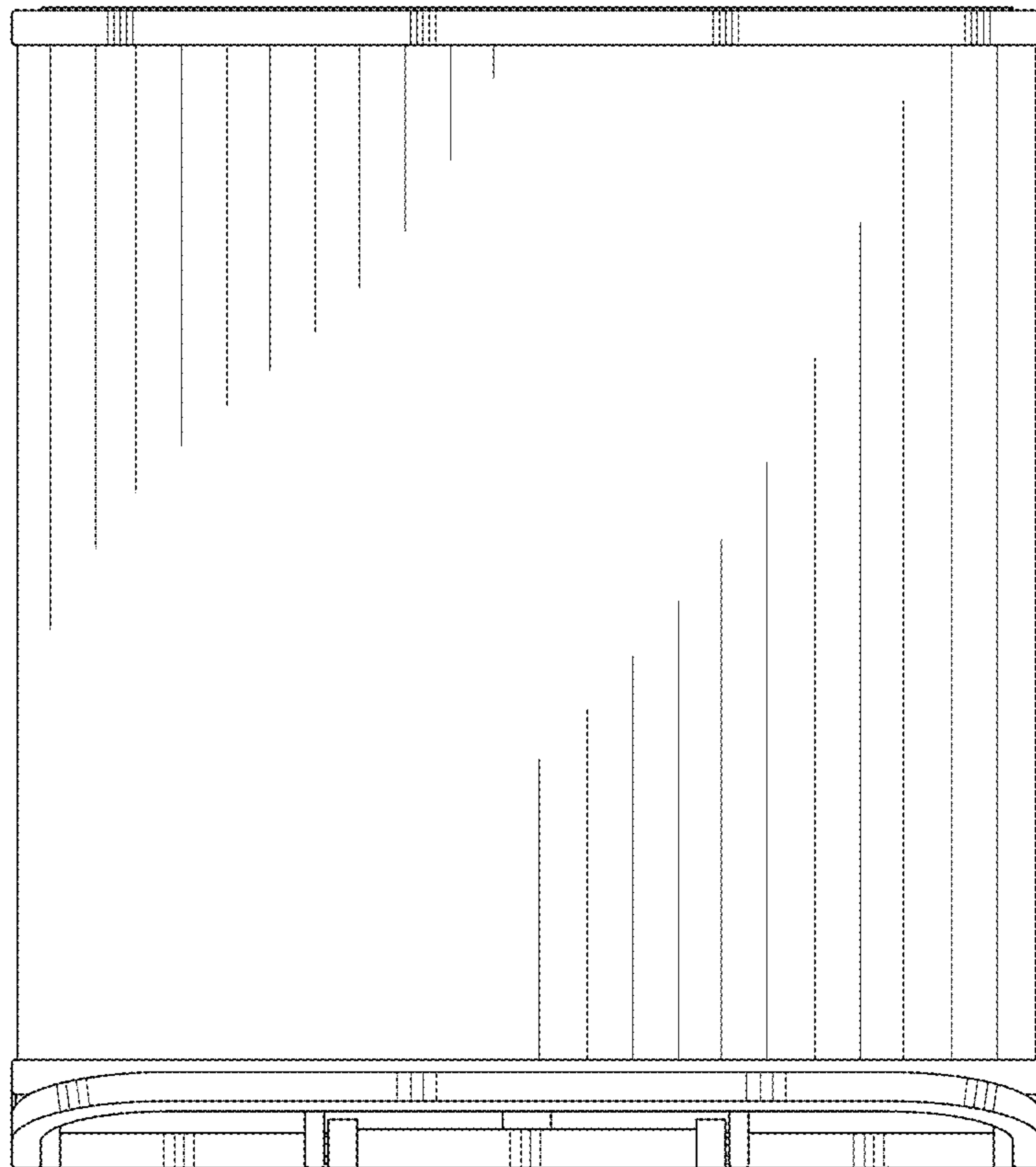


FIG. 2

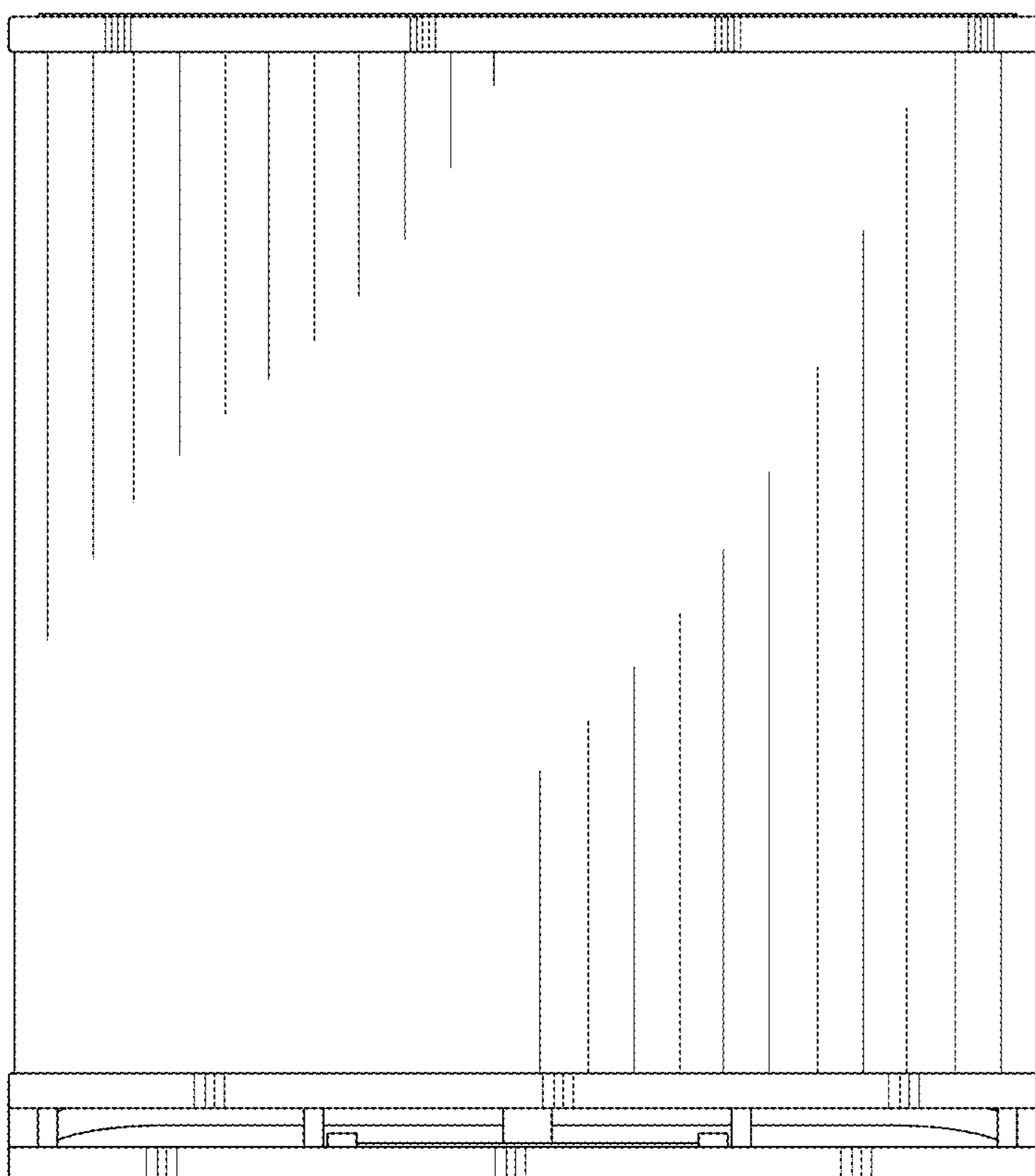


FIG. 3




FIG. 4




FIG. 5

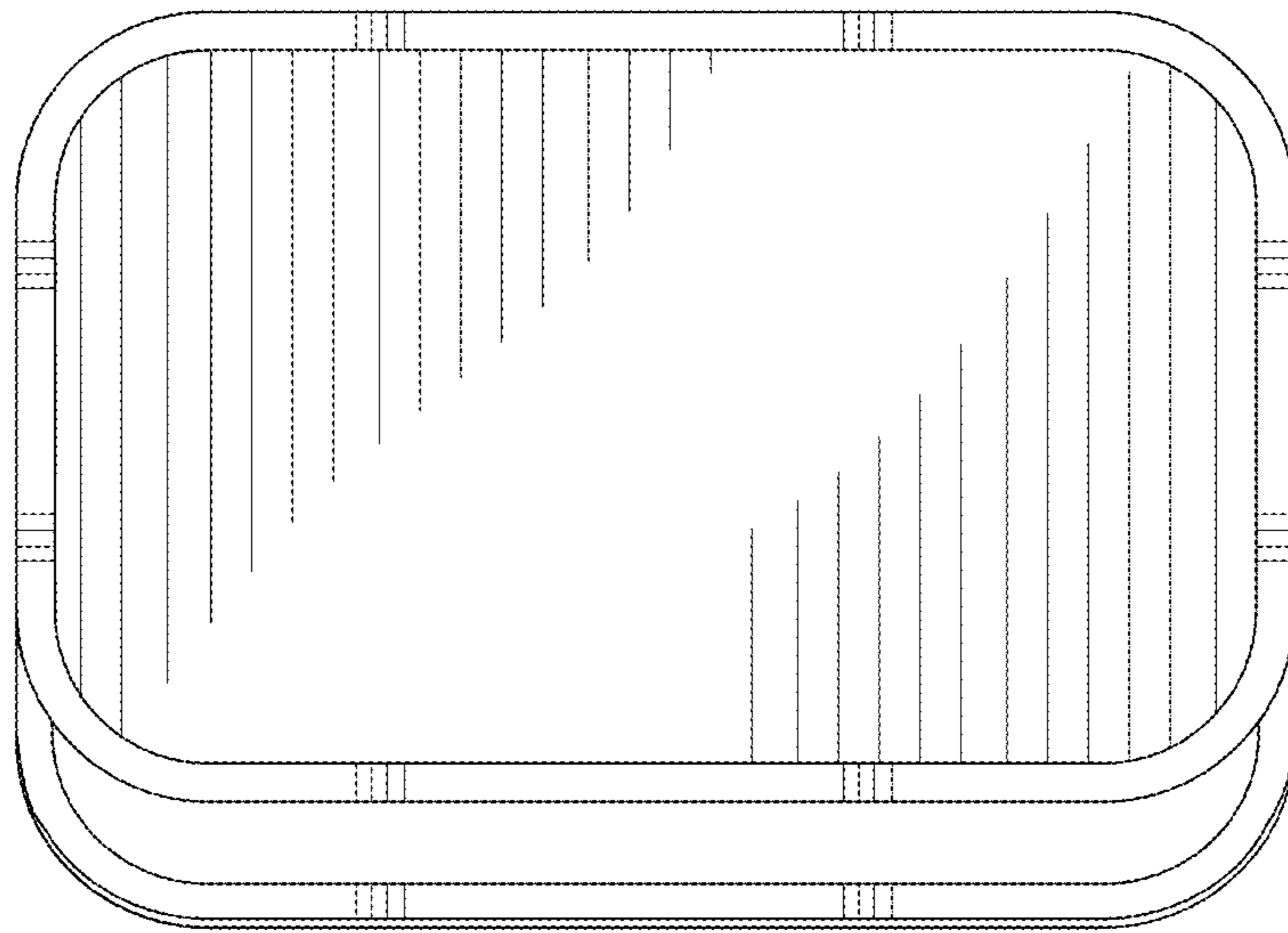


FIG. 6

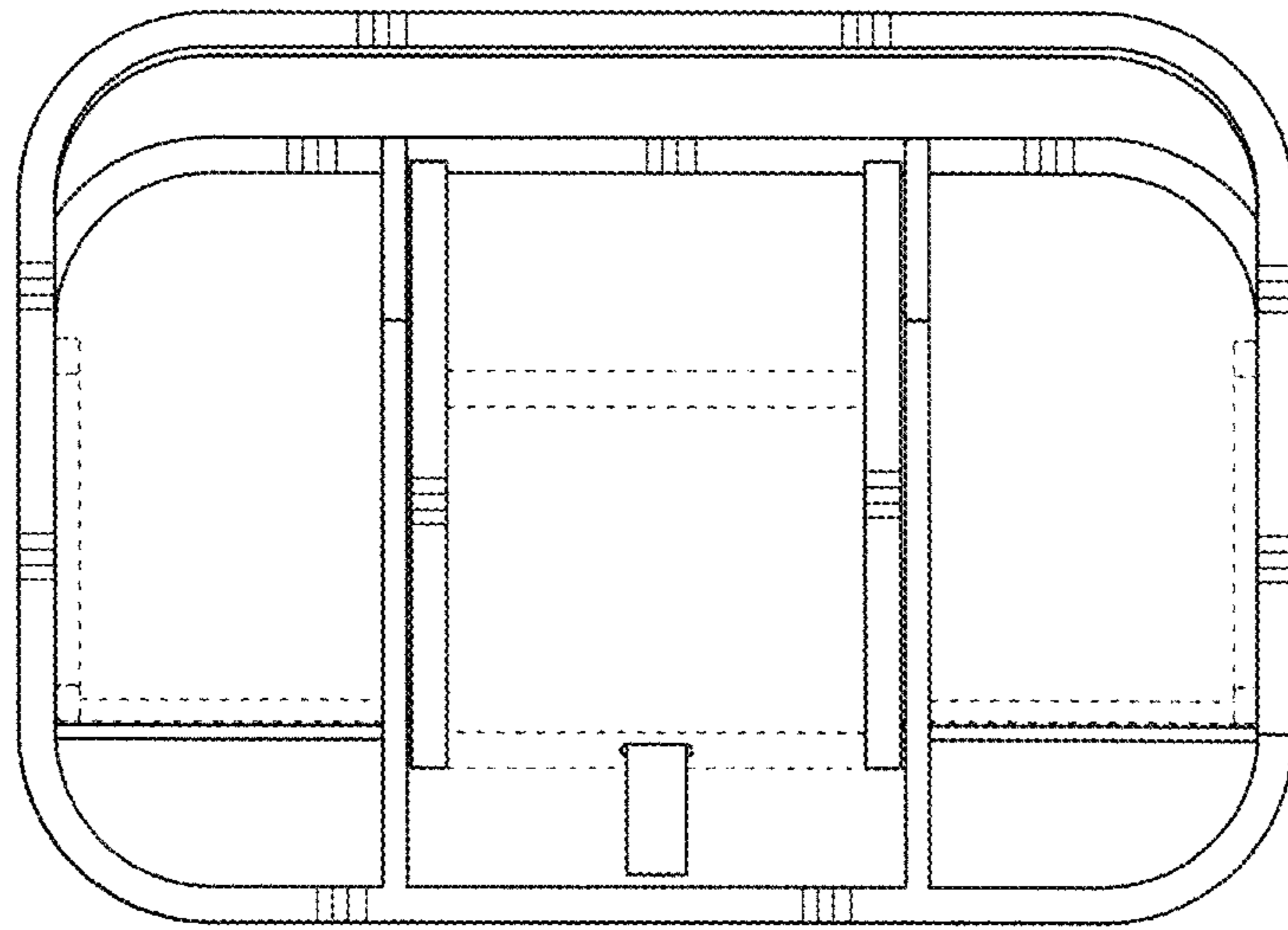


FIG. 7




FIG. 8