



US00D901102S

(12) **United States Design Patent** (10) **Patent No.:** **US D901,102 S**
Steinkraus et al. (45) **Date of Patent:** **** Nov. 3, 2020**

(54) **PET TOY**

(71) Applicant: **Gramercy Products, Inc.**, Secaucus, NJ (US)

(72) Inventors: **William Steinkraus**, Fort Lee, NJ (US); **Daniel Troiano**, Secaucus, NJ (US)

(73) Assignee: **GRAMERCY Products, Inc.**, Secaucus, NJ (US)

(**) Term: **15 Years**

(21) Appl. No.: **29/695,426**

(22) Filed: **Jun. 19, 2019**

(51) **LOC (12) Cl.** **30-99**

(52) **U.S. Cl.**

USPC **D30/160**

(58) **Field of Classification Search**

USPC D21/398, 400, 402, 412, 415, 426, 436, D21/439, 440, 441, 443, 455, 460-462, D21/466-468, 479, 495, 563, 656, 712, D21/713, 788, 799.1, 470, 681, 386, 484, D21/707, 408, 437, 673, 678, 679, 682; D24/211, 212, 214, 215, 193-195; D30/160, 112, 119; D1/120, 125-127
CPC A63H 5/00; A63H 33/26; A63H 33/18; A63H 29/22; A63H 29/24; A63H 2200/00; A63H 11/00; A63H 13/00; A63H 18/02; A63H 18/14; A63H 18/16; A63H 29/00; A63H 33/009; A63H 33/22; A63H 33/3055; A63H 3/003; A63H 3/006; A63H 3/008; A63H 3/24; A63H 3/28; A63H 3/31; A63H 3/36; A63H 9/00; A63B 47/04; A63B 2220/51; A63B 2220/53; A63B 2220/56; A63B 2220/805; A63B 2071/0625; A63B 2071/063; A63B 2220/17; A63B 2220/18; A63B 2220/40; A63B 2220/803; A63B

(Continued)

(56) **References Cited**

U.S. PATENT DOCUMENTS

4,254,957 A * 3/1981 Kramer A63F 3/00574
273/271

D384,985 S * 10/1997 Cronic D21/440
(Continued)

Primary Examiner — Sheryl Lane

Assistant Examiner — Aula Soroush

(74) *Attorney, Agent, or Firm* — Thomas A. O'Rourke; Bodner & O'Rourke, LLP

(57) **CLAIM**

The ornamental design for a pet toy, as shown and described.

DESCRIPTION

The patent or application file contains at least one drawing executed in color. Copies of this patent or patent application publication with color drawing(s) will be provided by the Office upon request and payment of the necessary fee.

FIG. 1 is a perspective view of a pet toy showing the new design;

FIG. 2 is a top view thereof;

FIG. 3 is a first side view thereof;

FIG. 4 is a first end view thereof;

FIG. 5 is a bottom view thereof;

FIG. 6 is a second side view thereof;

FIG. 7 is a second end view thereof;

FIG. 8 is a perspective view of a pet toy showing a second new design;

FIG. 9 is a top view of the pet toy of FIG. 8;

FIG. 10 is a first side view of the pet toy of FIG. 8;

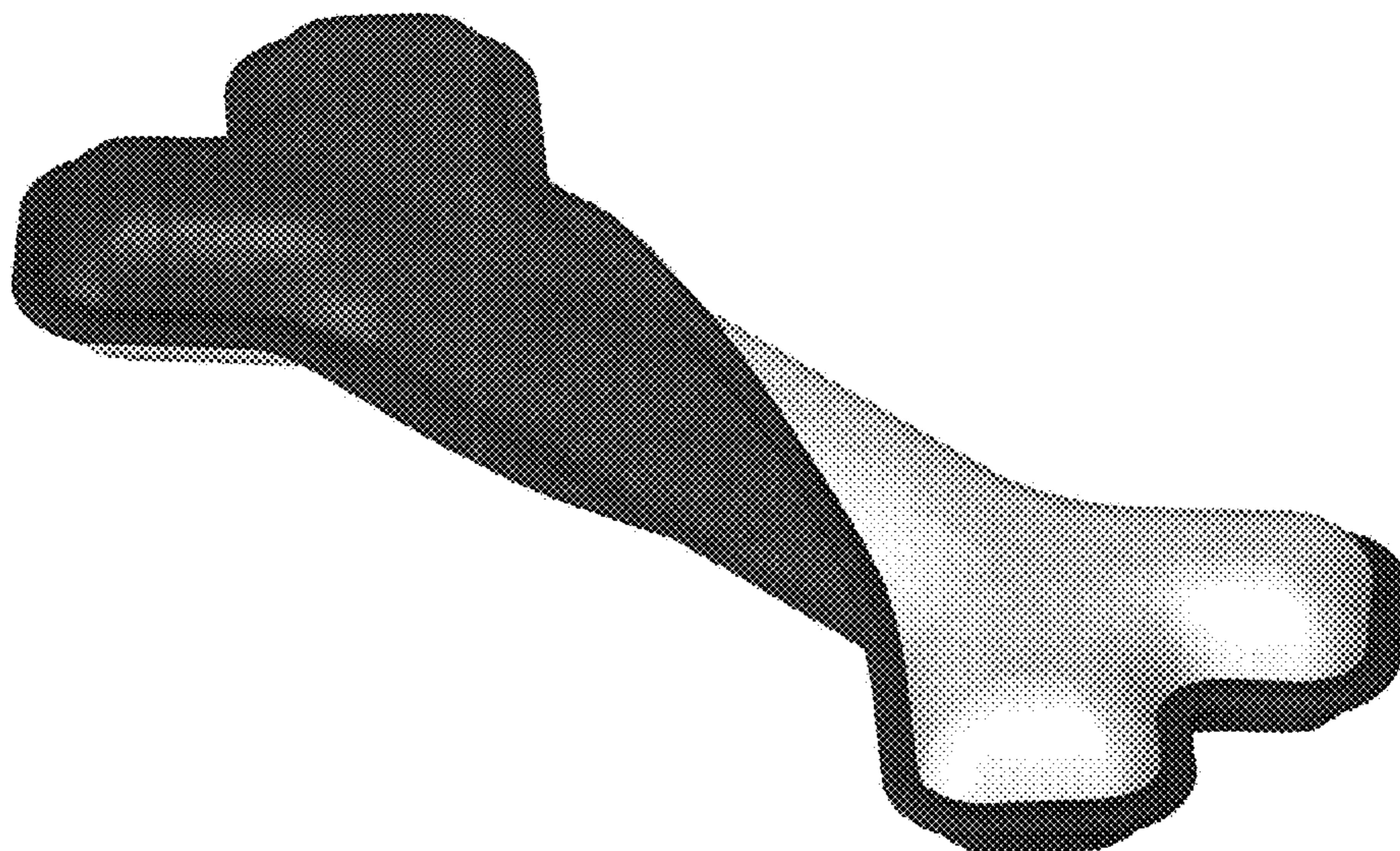
FIG. 11 is a first end view of the pet toy of FIG. 8;

FIG. 12 is a bottom view of the pet toy of FIG. 8;

FIG. 13 is a second side view of the pet toy of FIG. 8; and,

FIG. 14 is a second end view of the pet toy of FIG. 8.

1 Claim, 6 Drawing Sheets
(3 of 6 Drawing Sheet(s) Filed in Color)



(58) **Field of Classification Search**

CPC . 2220/833; A63B 43/004; A63B 43/06; A63B
71/0622; A63B 2071/0602; A63B
21/0055; A63B 2207/02; A63B 2225/54;
A63B 69/0053; A63B 2047/043; A63B
59/20; A63B 69/406

See application file for complete search history.

(56) **References Cited**

U.S. PATENT DOCUMENTS

D497,068	S	*	10/2004	Lipsztein	D6/601
D540,181	S	*	4/2007	Edwards	D30/160
7,207,294	B2	*	4/2007	Stasio	A01K 15/026
						119/707
D657,924	S	*	4/2012	Soegaard	D30/160
D671,599	S	*	11/2012	Herndon	D20/29
D740,500	S	*	10/2015	Wickens	D30/160
D814,696	S	*	4/2018	Zhou	D28/7
D822,122	S	*	7/2018	Bilezikian	D21/484
D866,095	S	*	11/2019	Steinkraus	D30/160
2008/0146116	A1	*	6/2008	Di Lullo	A01K 15/025
						446/297

* cited by examiner



FIG. 1

FIG. 3




FIG. 2

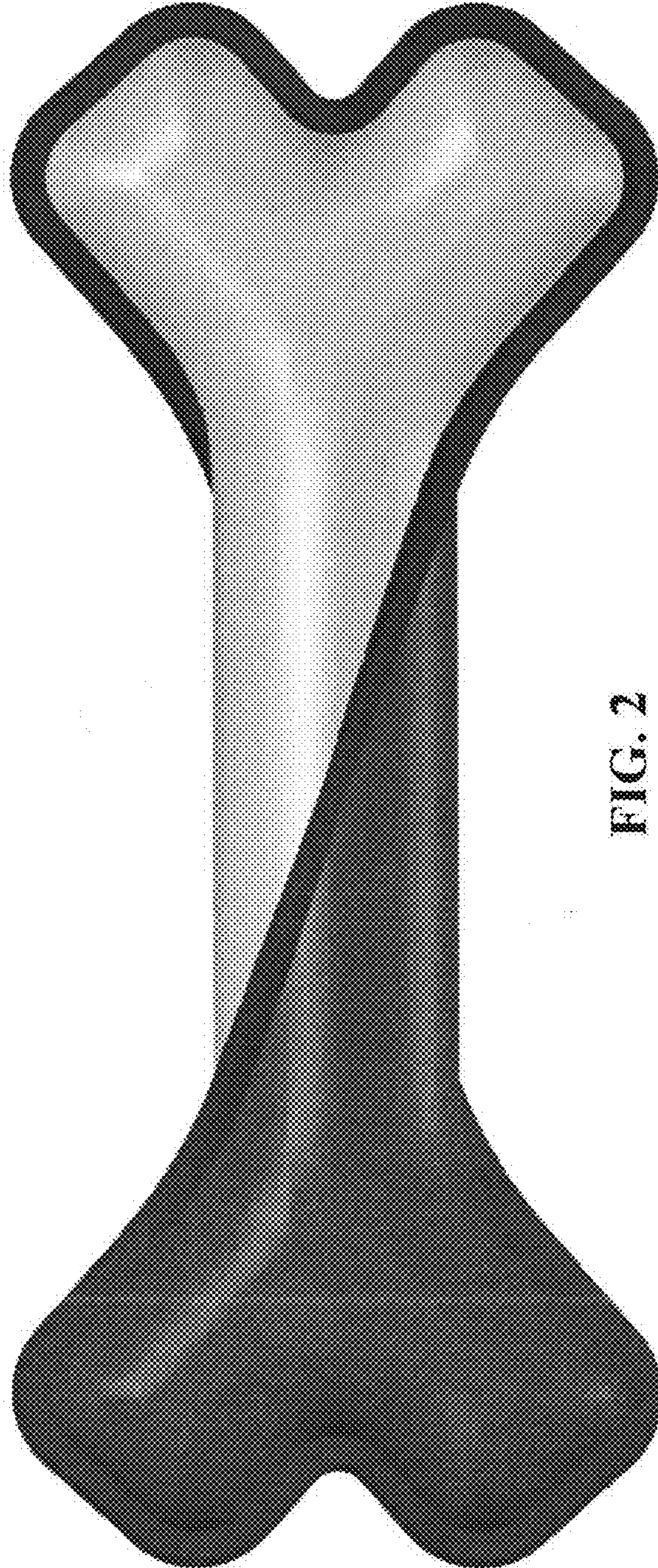


FIG. 4

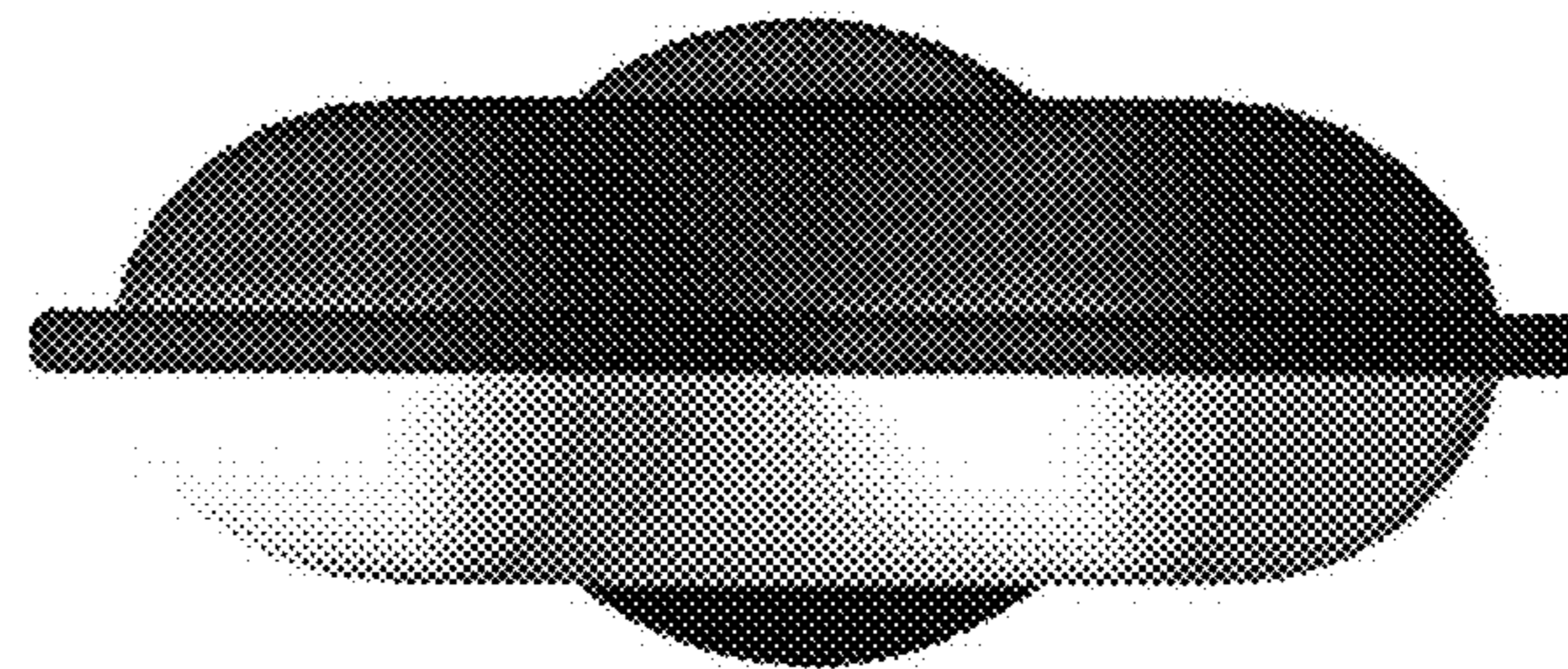


FIG. 6

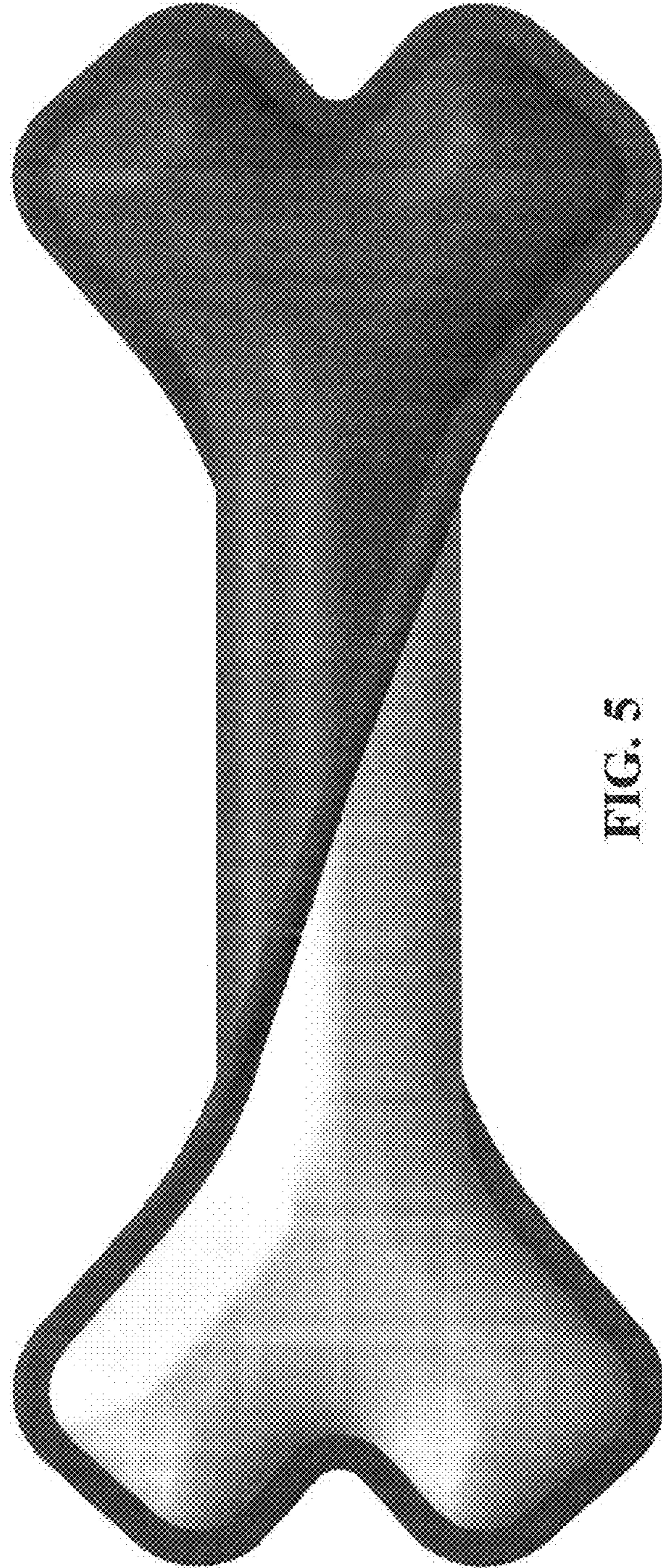



FIG. 5




FIG. 7

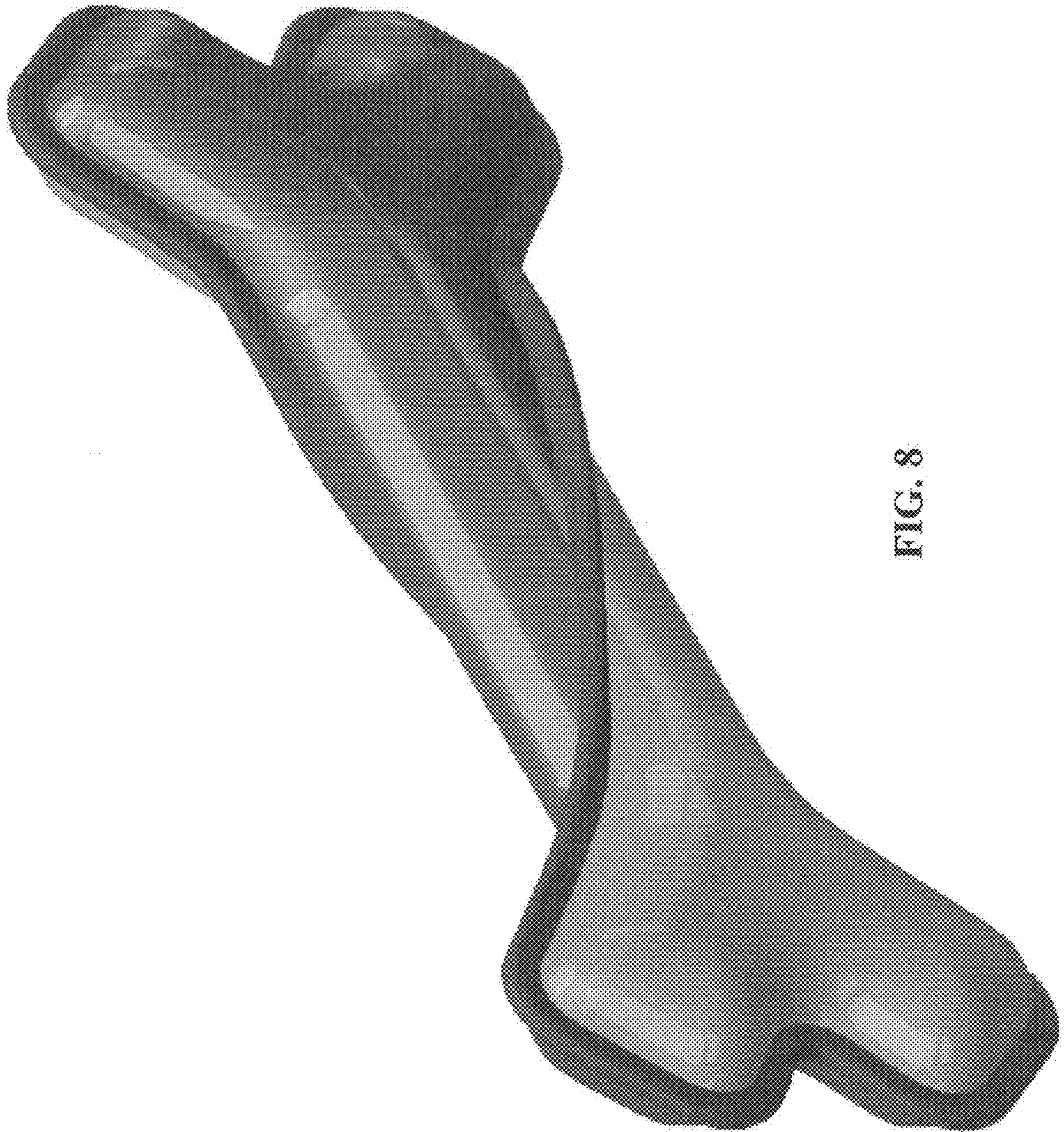


FIG. 8

FIG. 10




FIG. 9

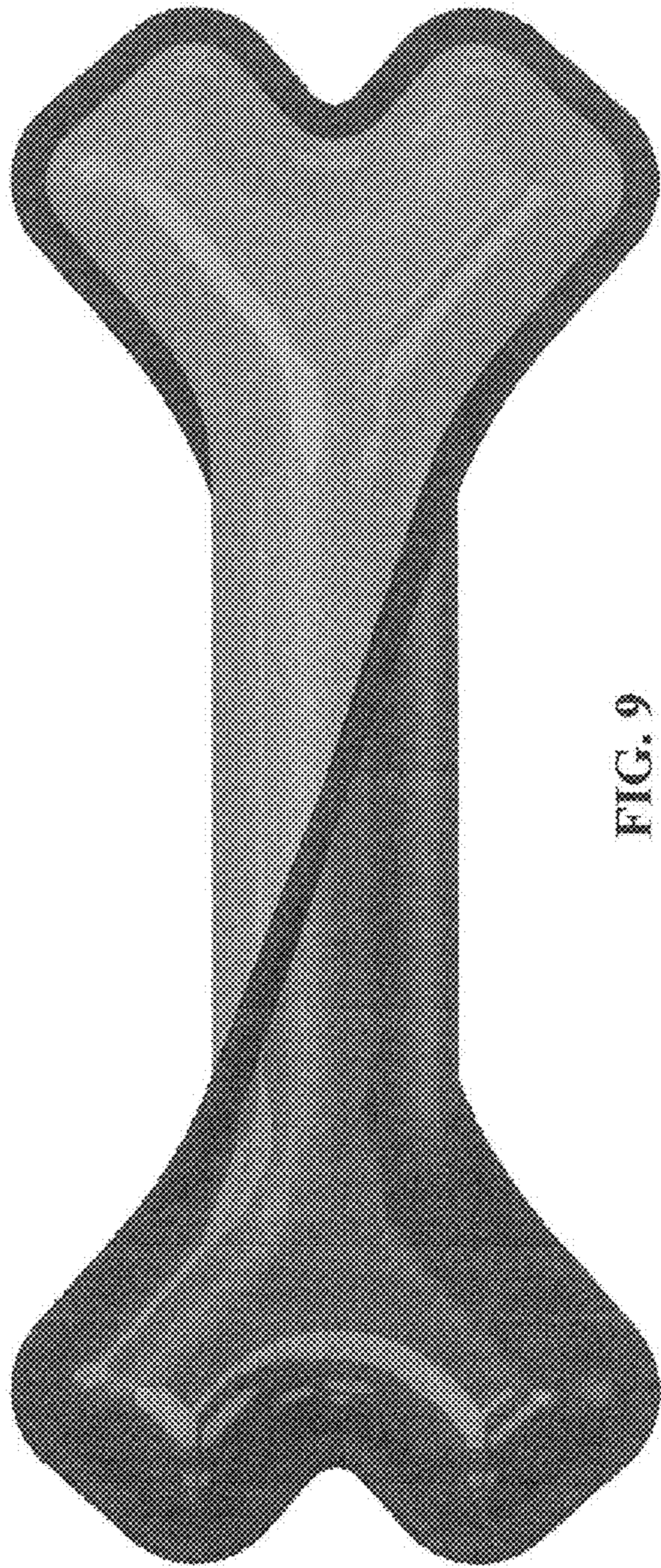


FIG. 11




FIG. 13

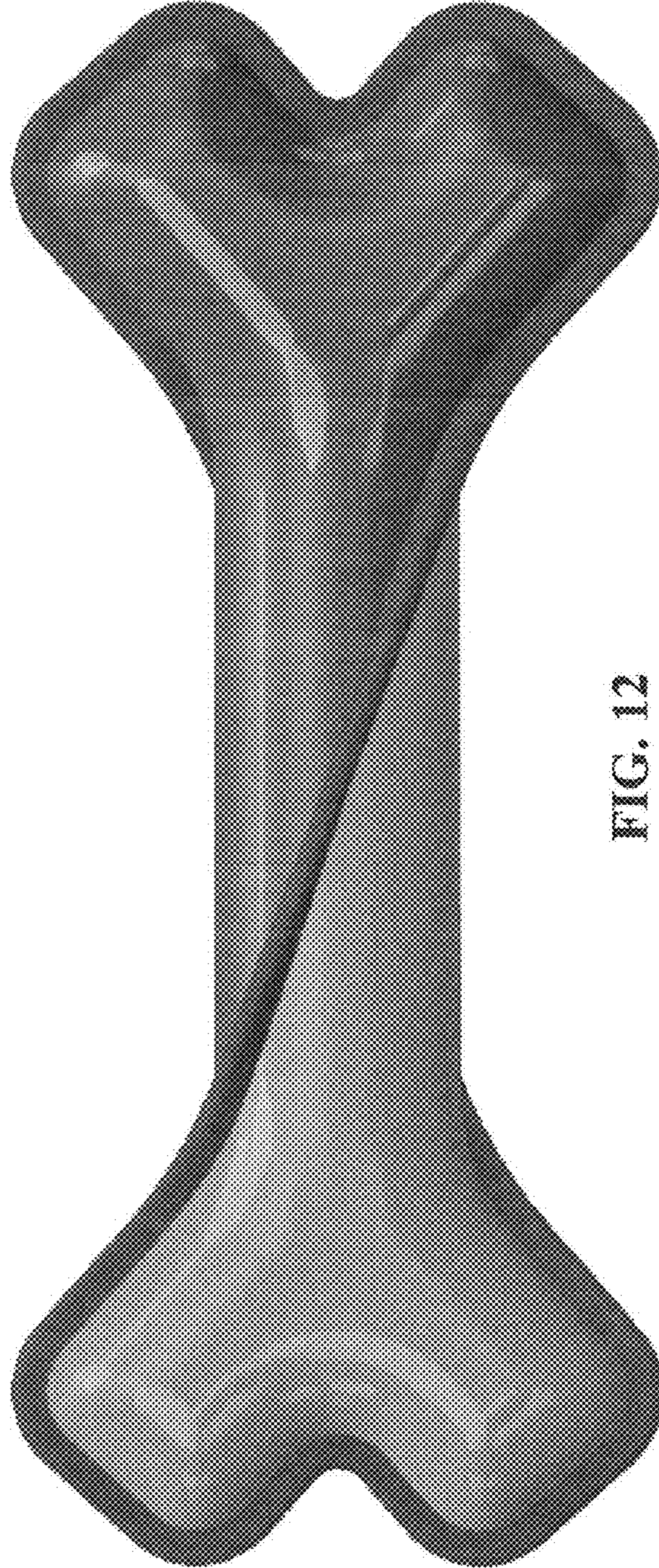



FIG. 12




FIG. 14