



US00D901088S

(12) **United States Design Patent** (10) **Patent No.:** **US D901,088 S**
Berggren et al. (45) **Date of Patent:** **** Nov. 3, 2020**

(54) **GRINDING PROTECTION PLATE**
(71) Applicant: **3M INNOVATIVE PROPERTIES COMPANY**, St. Paul, MN (US)
(72) Inventors: **Martin A. J. M. Berggren**, Tällberg (SE); **Oskar E. Juhlin**, Gustavsberg (SE)
(73) Assignee: **3M Innovative Properties Company**, St. Paul, MN (US)
(**) Term: **15 Years**
(21) Appl. No.: **29/676,207**
(22) Filed: **Jan. 9, 2019**

5,302,815 A 4/1994 Eggenschwiler
D360,058 S 7/1995 Reede
6,161,225 A 12/2000 Arai
D517,745 S 3/2006 Lee et al.
D584,008 S 12/2008 Juhlin
7,520,630 B2 4/2009 Murphy
D592,811 S 5/2009 Juhlin
D668,001 S 9/2012 Juhlin et al.
D669,227 S 10/2012 Wang
D674,150 S 1/2013 Juhlin et al.
8,701,212 B2 4/2014 Daniels et al.
9,271,871 B2 3/2016 Wright
D775,427 S 12/2016 Zhou
D781,507 S 3/2017 Huh
D781,508 S 3/2017 Huh
9,596,902 B2 3/2017 Daniels et al.
D793,007 S 7/2017 Yang
D819,892 S 6/2018 Lee

* cited by examiner

Related U.S. Application Data

(63) Continuation of application No. 29/642,912, filed on Apr. 3, 2018, now Pat. No. Des. 840,606, which is a continuation of application No. 29/618,738, filed on Sep. 22, 2017, now abandoned.
(51) **LOC (12) Cl.** **29-02**
(52) **U.S. Cl.**
USPC **D29/122**
(58) **Field of Classification Search**
USPC D29/108-110, 102-107, 122; D16/101, D16/300, 900; D21/659-661
See application file for complete search history.

Primary Examiner — Robert A Delehanty

(74) *Attorney, Agent, or Firm* — Johannes P. M. Kusters

(57) **CLAIM**

The ornamental design for a grinding protection plate, as shown and described.

DESCRIPTION

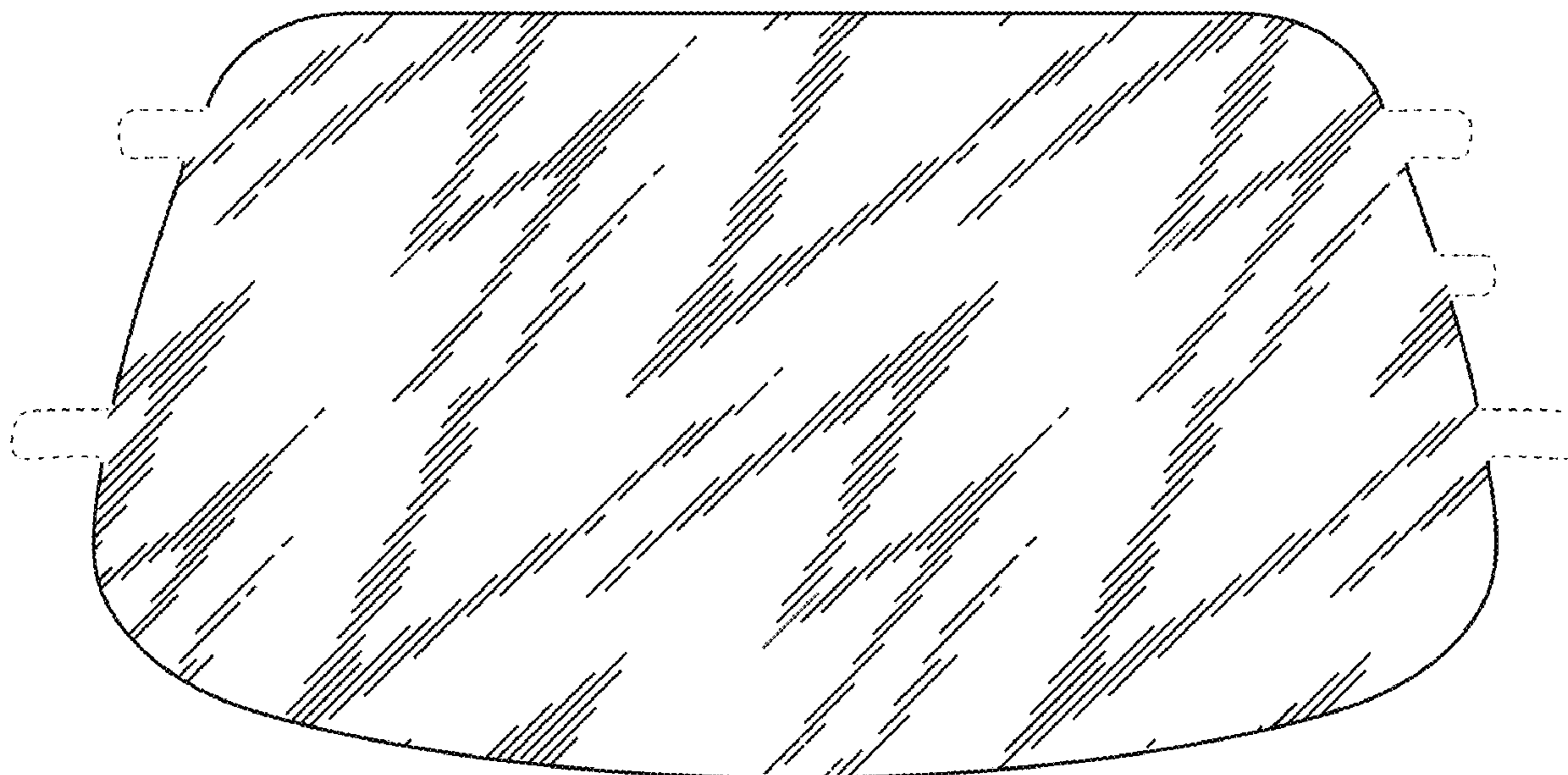
FIG. 1 is a perspective view showing the new design for a grinding protection plate for a welding helmet;
FIG. 2 is a front view thereof;
FIG. 3 is a back view thereof;
FIG. 4 is a top view thereof;
FIG. 5 is a bottom view thereof;
FIG. 6 is a right side view thereof; and,
FIG. 7 is a left side view thereof.
The broken line showing forms no part of the claimed design, and the shading is provided to illustrate contour only and is not an indication of texture, gloss, etc.

(56) **References Cited**

U.S. PATENT DOCUMENTS

1,337,036 A * 4/1920 Bergmann A61F 9/027
2/12
3,945,044 A 3/1976 McGee et al.
D255,283 S 6/1980 Piche
D340,546 S 10/1993 Kamata

1 Claim, 2 Drawing Sheets



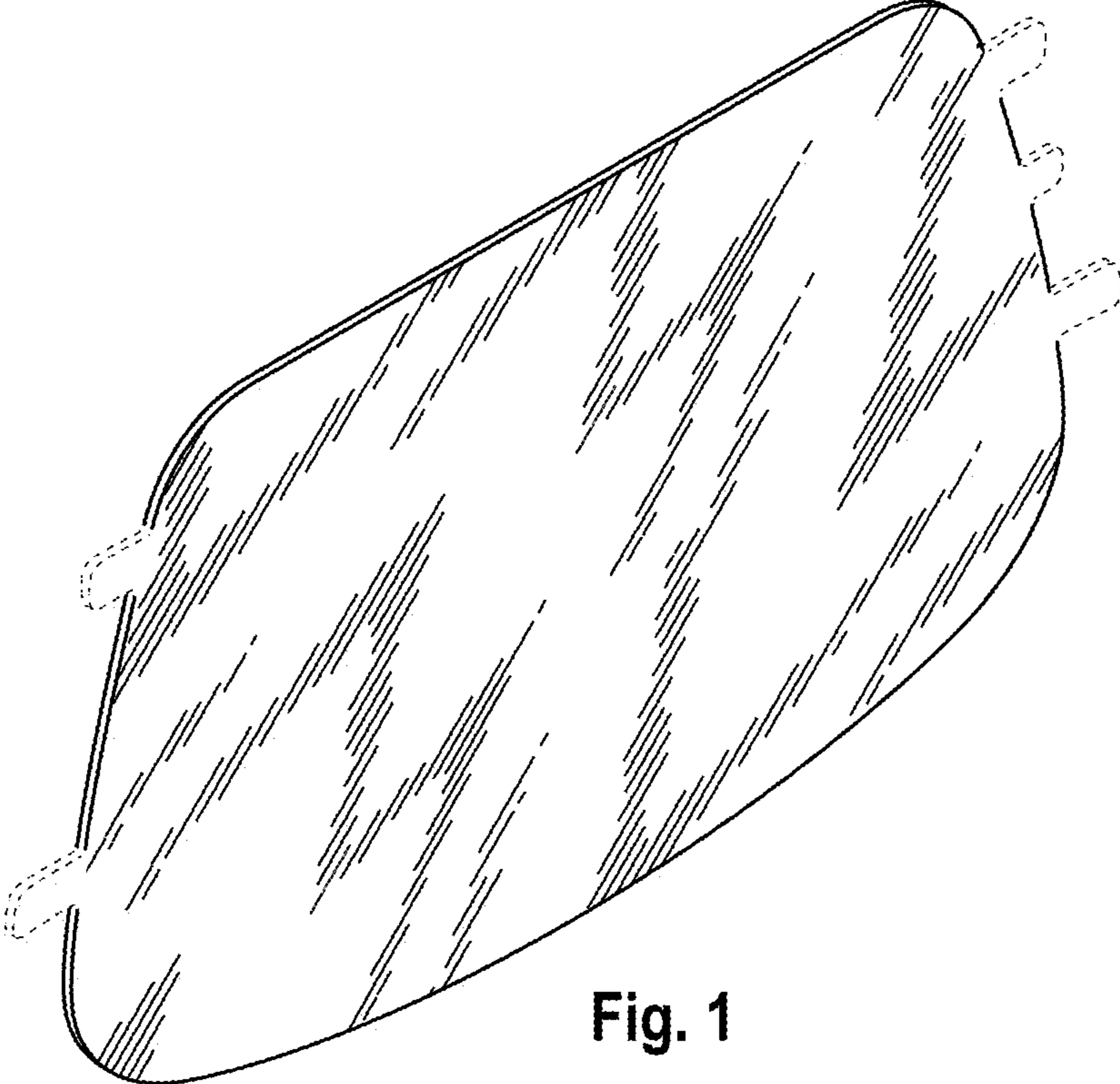


Fig. 1

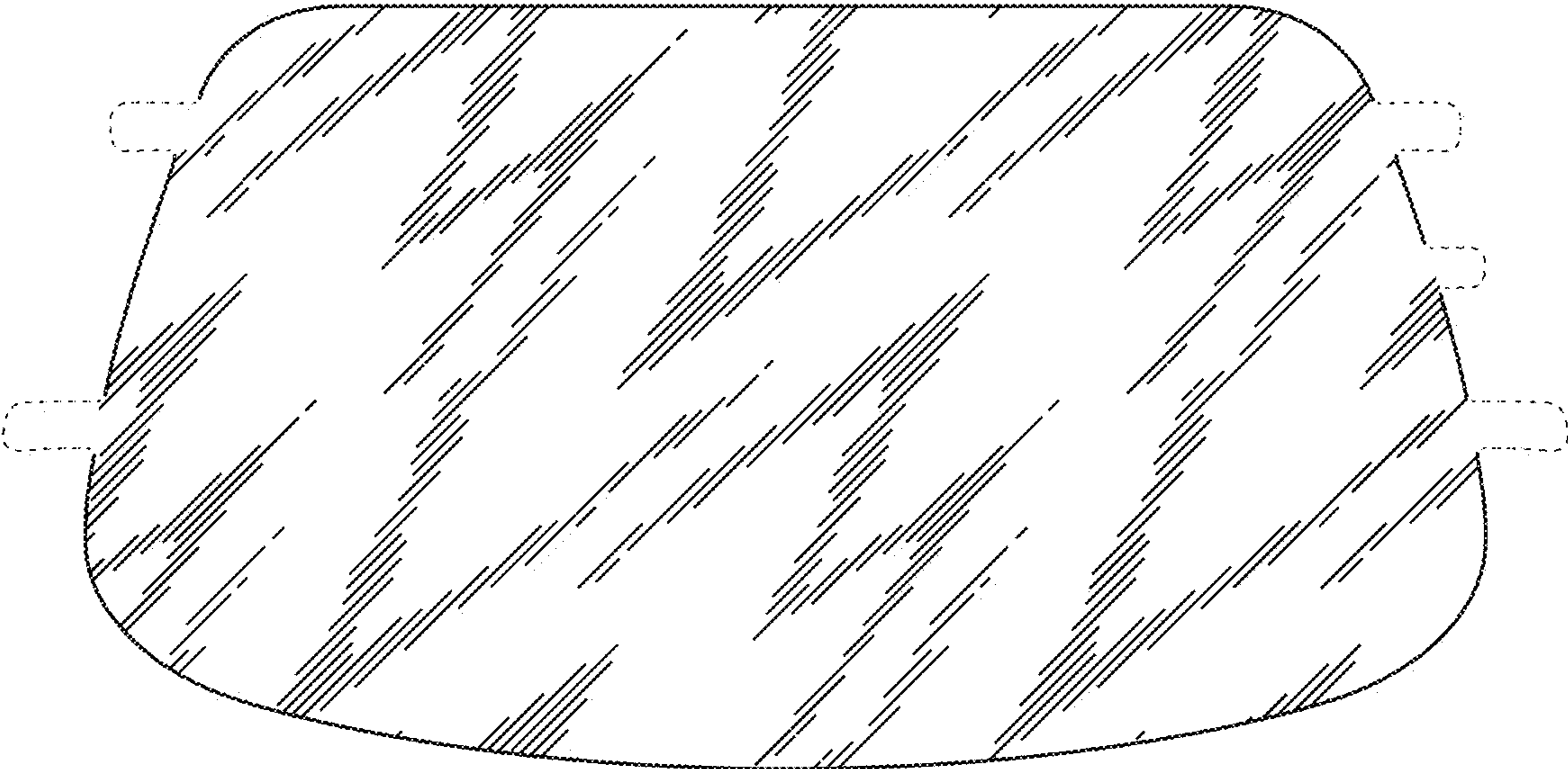


Fig. 2

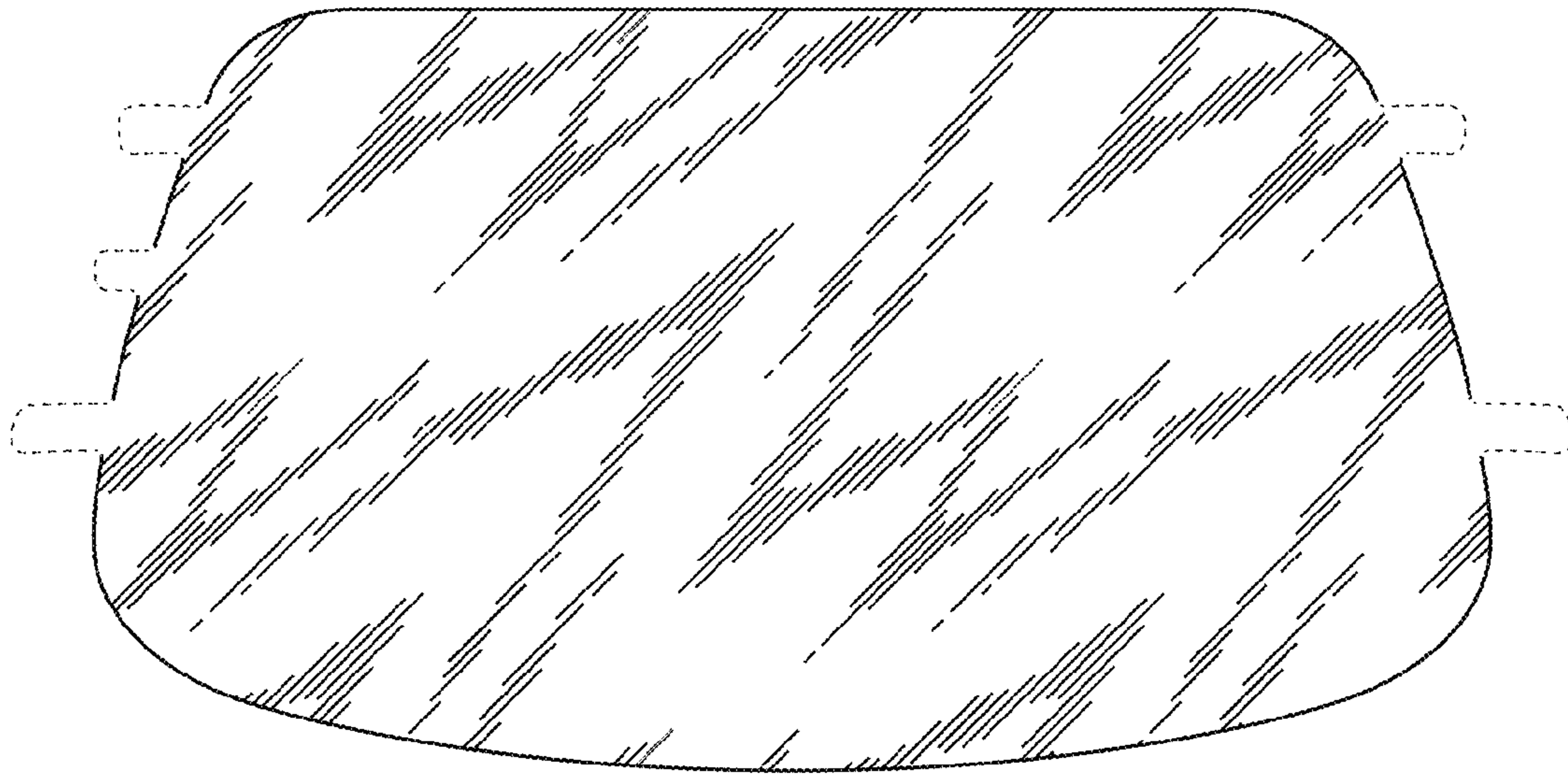


Fig. 3




Fig. 4




Fig. 5



Fig. 6



Fig. 7