



US00D901032S

(12) **United States Design Patent**
Gonglach

(10) **Patent No.:** **US D901,032 S**
(45) **Date of Patent:** **** Nov. 3, 2020**

- (54) **ROLLER**
- (71) Applicant: **Rolling Forward, LLC**, Boulder, CO (US)
- (72) Inventor: **Mark Steven Gonglach**, Boulder, CO (US)
- (73) Assignee: **Rolling Forward, LLC**, Boulder, CO (US)
- (**) Term: **15 Years**
- (21) Appl. No.: **29/688,471**
- (22) Filed: **Apr. 22, 2019**
- (51) **LOC (12) Cl.** **28-03**
- (52) **U.S. Cl.**
USPC **D24/211**
- (58) **Field of Classification Search**
USPC D24/211, 212, 213, 214, 215; D12/114, D12/178; D8/303; D21/769, 803; D30/160
CPC A61H 15/00; A61H 2201/164; A61H 2201/169; A61H 7/001
See application file for complete search history.

- D713,050 S * 9/2014 Kao A61H 15/00 D24/211
 - D714,952 S 10/2014 Gonglach et al.
 - D736,398 S * 8/2015 Kwon D24/211
 - D744,112 S * 11/2015 Phillips D24/211
- (Continued)

OTHER PUBLICATIONS

Kickstarter, "RollingFWD High Tech Vibrating Foam Roller", May 19, 2020. <https://www.kickstarter.com/projects/951900514/rollingfwd-high-tech-vibrating-foam-roller/description?lang=fr>. Shown on p. 1. (Year: 2020).*

Primary Examiner — Cynthia Ramirez
Assistant Examiner — Michael A Maharajh
(74) *Attorney, Agent, or Firm* — Thomas J. Lavan

(57) **CLAIM**

The ornamental design for a roller, as shown and described.

DESCRIPTION

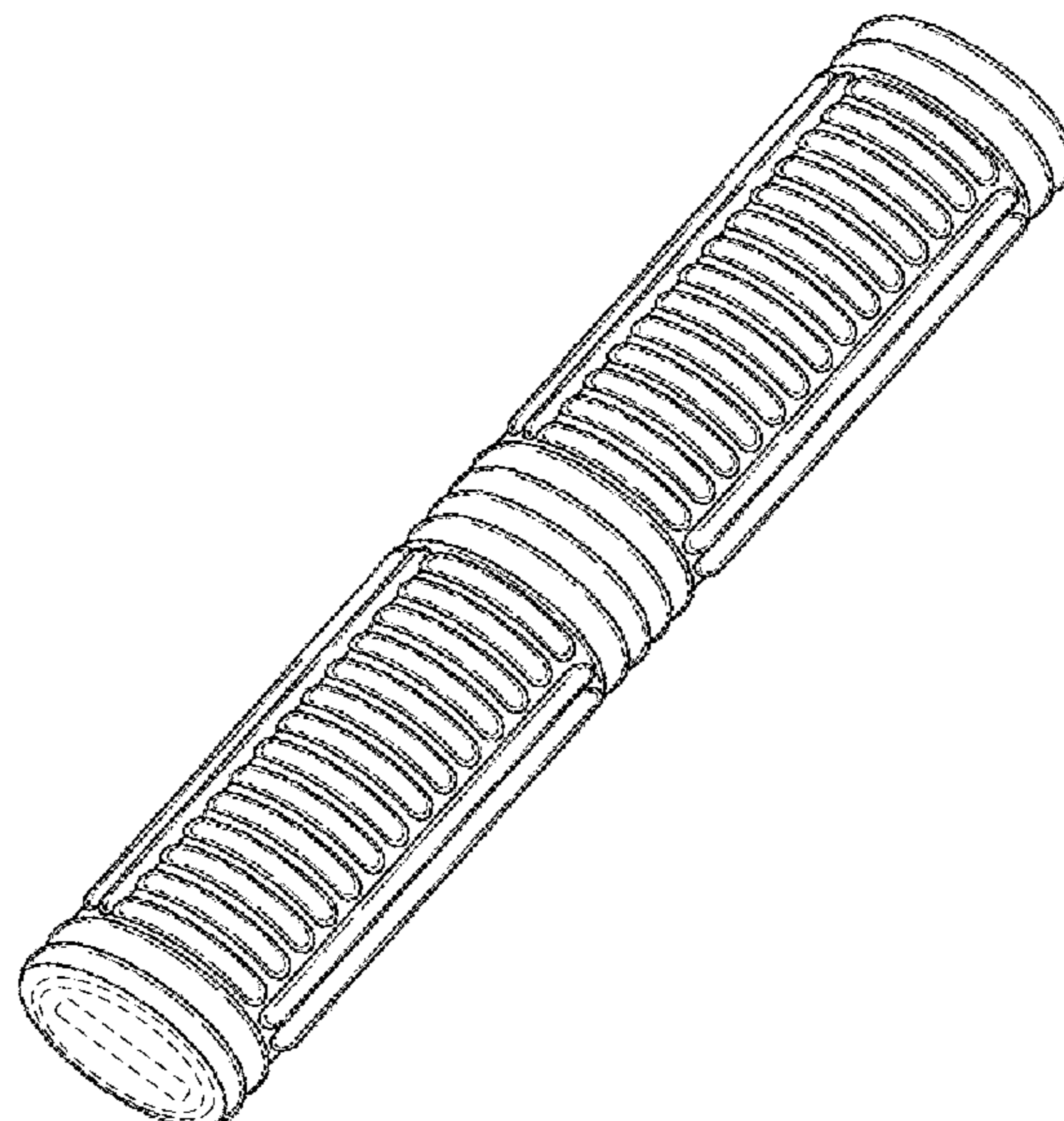
FIG. 1 is a perspective view of a first embodiment of my new roller design;
FIG. 2 is a right side elevation view of FIG.1, a left side elevation view being substantially identical;
FIG. 3 is a top plan view of FIG. 1, a bottom plan view being substantially identical;
FIG. 4 is a perspective view of a second embodiment of my new roller design;
FIG. 5 is a right side elevation view of FIG.4, a left side elevation view being substantially identical;
FIG. 6 is a top plan view of FIG. 4, a bottom plan view being substantially identical;
FIG. 7 is a front end view of FIGS. 1 and 4; and,
FIG. 8 is a back end view of FIGS. 1 and 4.
The broken lines in the drawings are for purposes of illustrating portions of the roller, which form no part of the claimed design.

1 Claim, 7 Drawing Sheets

(56) **References Cited**

U.S. PATENT DOCUMENTS

- D253,373 S * 11/1979 Celeste 601/121
- D256,503 S * 8/1980 Moustakas D24/212
- D303,974 S * 10/1989 Karr D15/126
- D361,132 S * 8/1995 Lee D24/200
- D371,331 S * 7/1996 Mooradian D12/114
- D381,851 S * 8/1997 Sharpe D6/523
- D469,924 S * 2/2003 Farrell D28/37
- D546,402 S * 7/2007 Sonnier D21/662
- D567,952 S * 4/2008 Fink D24/200
- D567,954 S * 4/2008 Fink D24/200
- D567,955 S * 4/2008 Fink D24/200
- D578,260 S * 10/2008 Fellingner D32/25
- D693,934 S * 11/2013 Lin D24/215



(56)

References Cited

U.S. PATENT DOCUMENTS

D749,233 S * 2/2016 Phillips A61H 15/0092
D24/211
D755,304 S * 5/2016 Ackerman D21/662
D764,066 S * 8/2016 Somjee D24/211
D788,313 S * 5/2017 Lawrie D24/211
D822,772 S * 7/2018 Jorgenson D21/662
D827,847 S 9/2018 Downare
D829,920 S * 10/2018 Carpinelli D24/211
D833,026 S * 11/2018 Khodabakhshian D24/211
D833,027 S * 11/2018 Viner D24/211
D845,498 S * 4/2019 Johnson D24/211
10,307,325 B1 * 6/2019 Johnson A61H 15/0092
D863,579 S * 10/2019 Wang D24/211
D863,583 S * 10/2019 Carpinello D24/213
D872,198 S * 1/2020 Kim D21/662
D874,184 S * 2/2020 Chou D6/580
D875,962 S * 2/2020 Spratt D24/215
D876,657 S * 2/2020 Lin D24/211
D878,618 S * 3/2020 Kafker D24/211
D882,805 S * 4/2020 Lien D24/211
D883,503 S * 5/2020 Pasquale D24/211
2004/0204664 A1 * 10/2004 Chu A61H 7/001
601/121
2015/0133835 A1 * 5/2015 Fadil A61H 7/007
601/118
2016/0235619 A1 * 8/2016 Yeh A61H 15/00
2016/0279009 A1 * 9/2016 Somjee A61H 1/008
2017/0216133 A1 * 8/2017 Yih A61H 15/0092
2017/0252262 A1 * 9/2017 Chang A61H 15/00
2018/0326254 A1 * 11/2018 Earls A63B 21/4039
2019/0060160 A1 * 2/2019 Krichevsky A61H 15/00
2019/0343713 A1 * 11/2019 Boghosian A61H 15/0092
2020/0030181 A1 * 1/2020 Lin A61H 15/0092

* cited by examiner

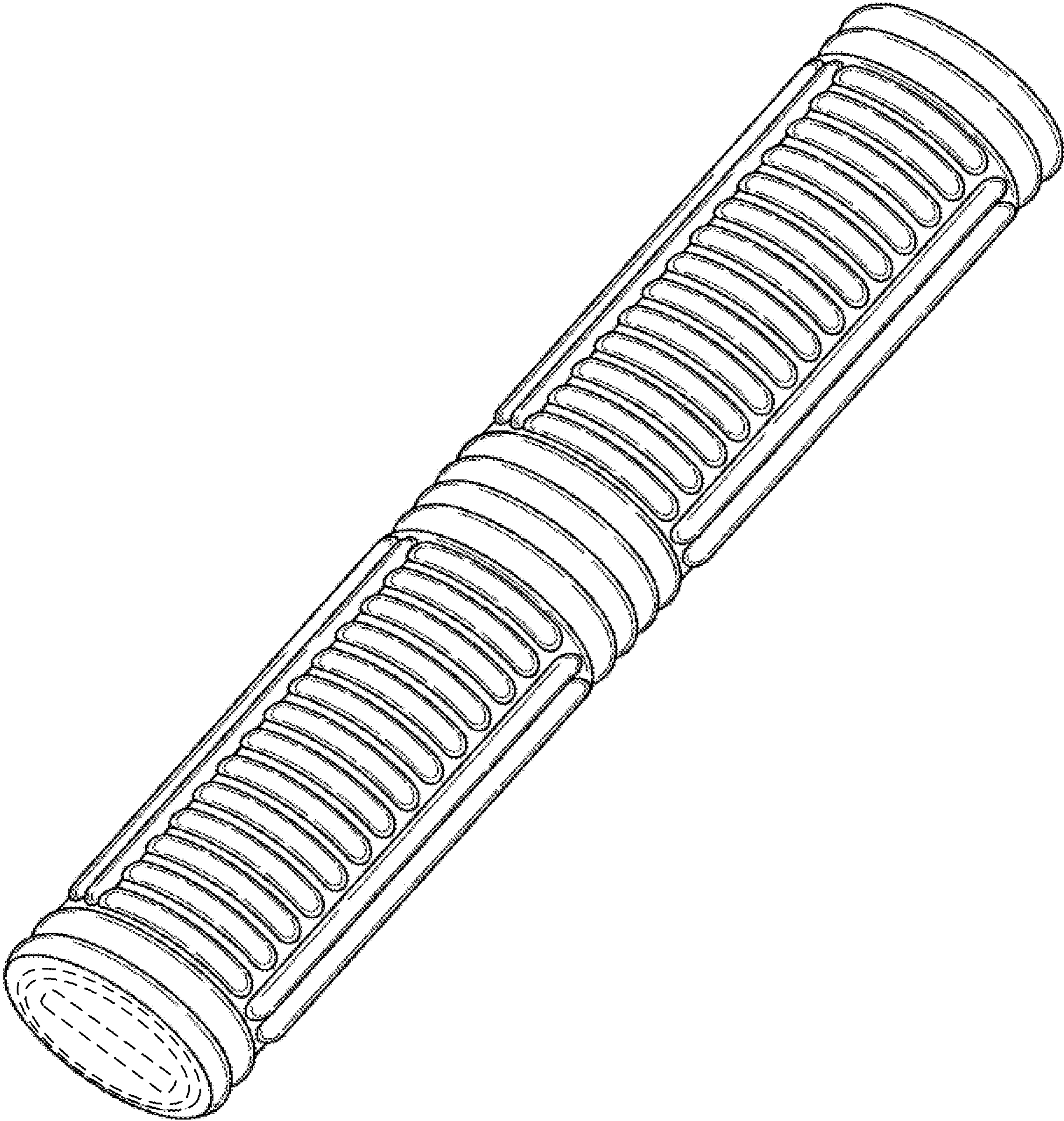


FIG. 1

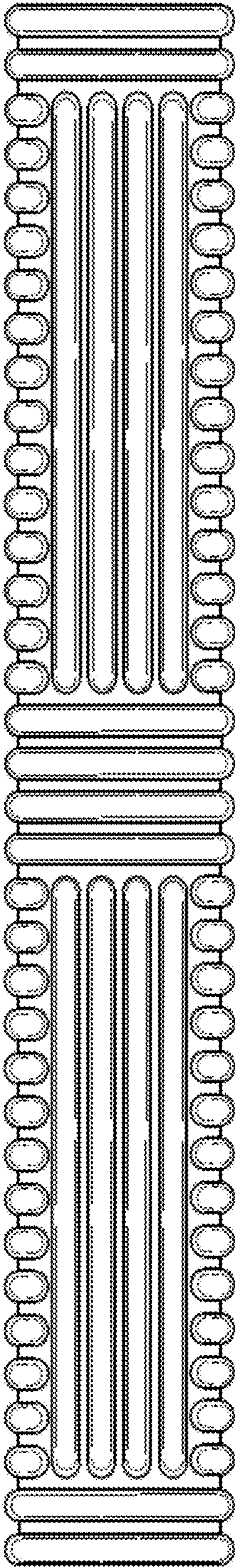


FIG. 2

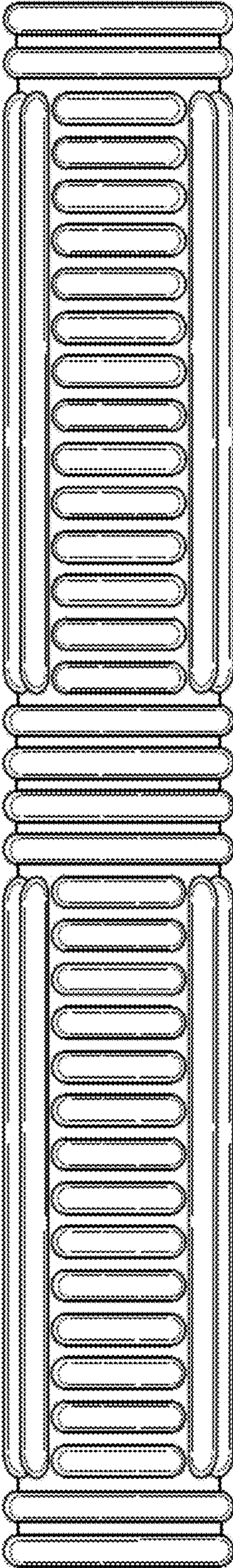


FIG. 3

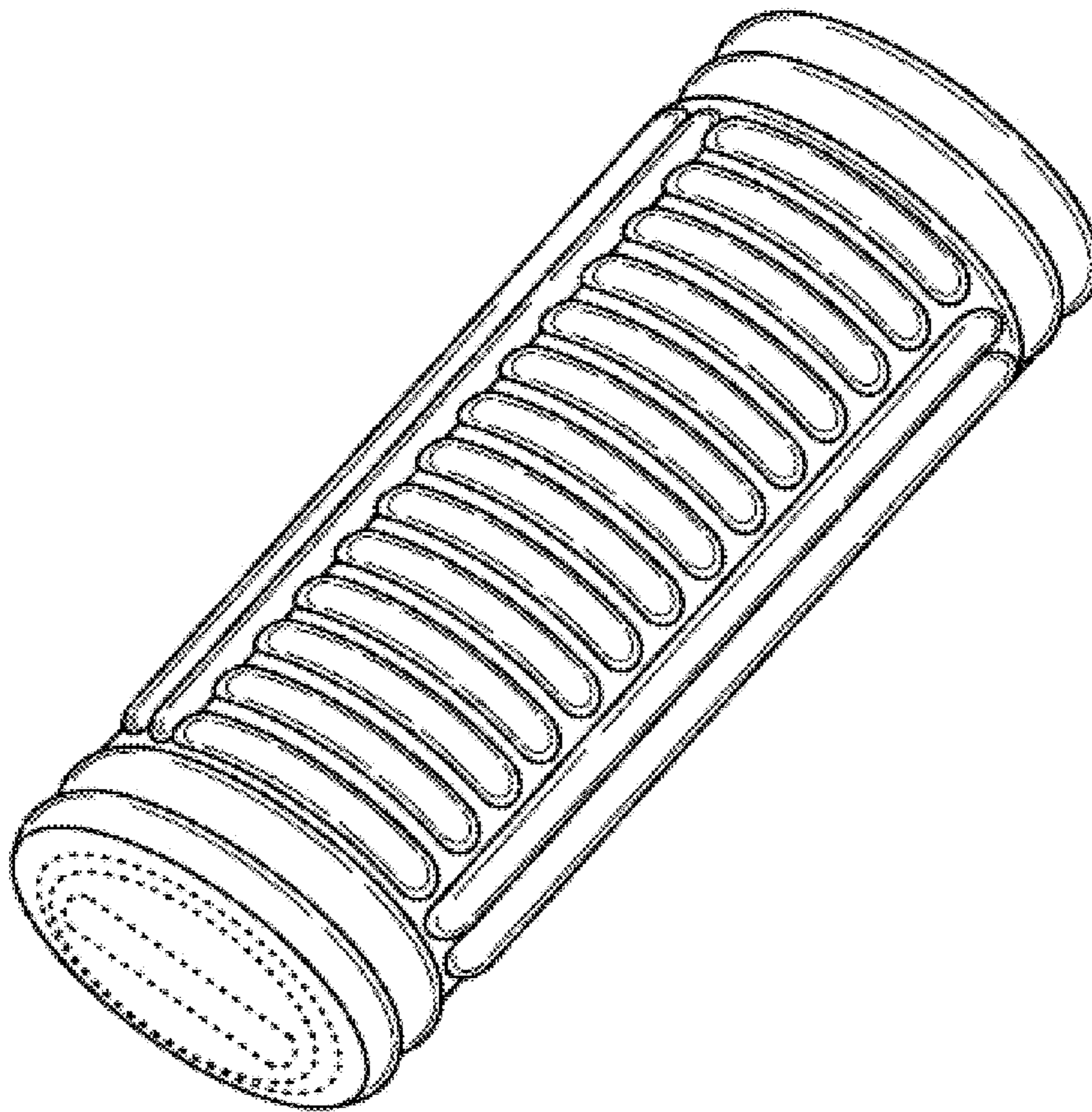


FIG. 4




FIG. 5

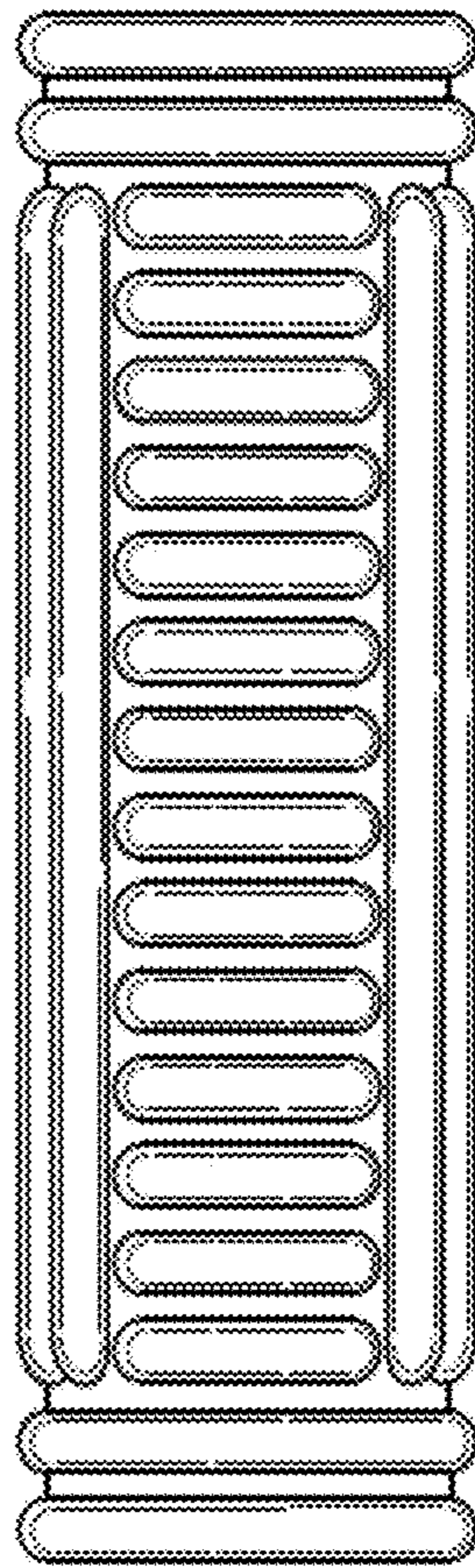


FIG. 6

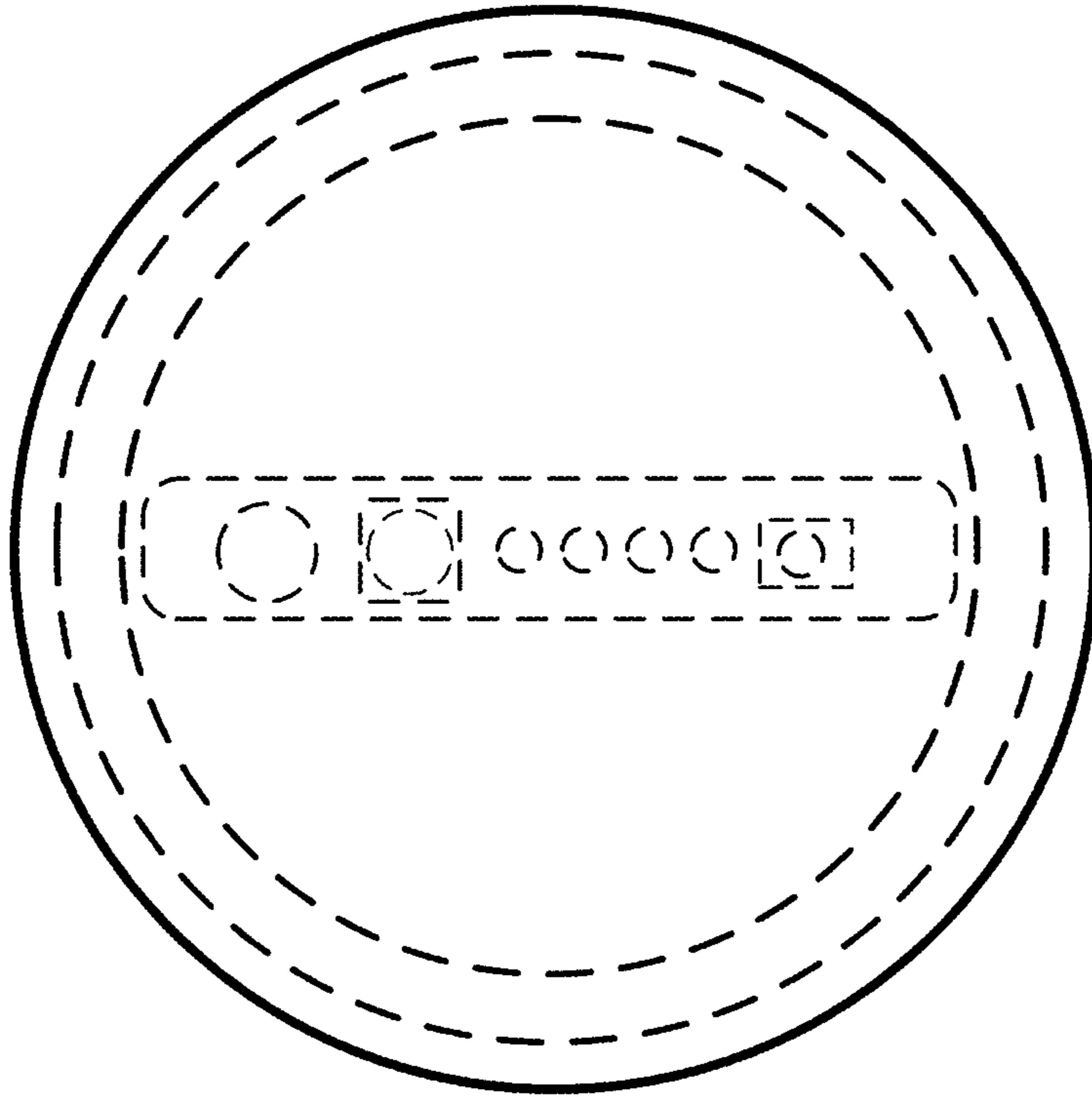


FIG. 7

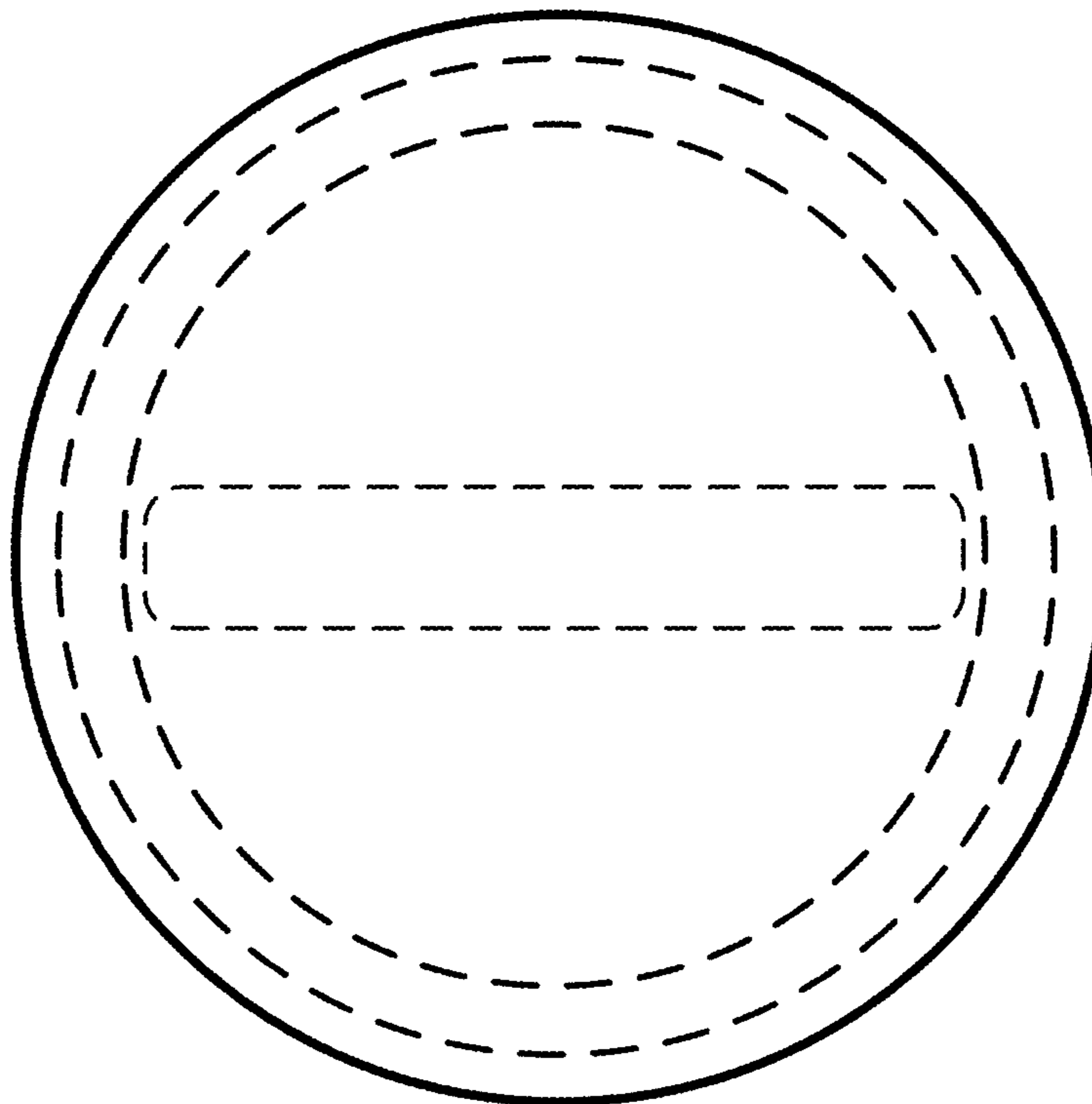


FIG. 8