



US00D901027S

(12) **United States Design Patent**
Luo

(10) **Patent No.:** **US D901,027 S**
(45) **Date of Patent:** **** Nov. 3, 2020**

(54) **HAND WARMER**

(71) Applicant: **Shenzhen Zhifeng Technology Co., LTD.**, Shenzhen (CN)

(72) Inventor: **Zhimin Luo**, Shenzhen (CN)

(73) Assignee: **SHENZHEN ZHIFENG TECHNOLOGY CO., LTD.**, Shenzhen (CN)

(**) Term: **15 Years**

(21) Appl. No.: **29/740,230**

(22) Filed: **Jul. 1, 2020**

(51) **LOC (12) Cl.** **24-04**

(52) **U.S. Cl.**
USPC **D24/206**

(58) **Field of Classification Search**
USPC D24/206-208, 200; D29/113; 601/15, 601/40, 64; 602/2, 7, 27
CPC .. A61F 7/00; A61F 7/007; A61F 7/034; A61F 7/0085; A61F 2007/0036; A61F 2007/0085; A61F 2007/0087; A61F 2007/0001
See application file for complete search history.

(56) **References Cited**

U.S. PATENT DOCUMENTS

D263,416 S * 3/1982 Saire D24/206
D698,931 S * 2/2014 Wang D24/206

D762,308 S 7/2016 Wang
D858,785 S * 9/2019 Barber D24/206
D878,617 S 3/2020 Zhu
2008/0053979 A1* 3/2008 Toya A61F 7/007
219/201

* cited by examiner

Primary Examiner — Wan Laymon

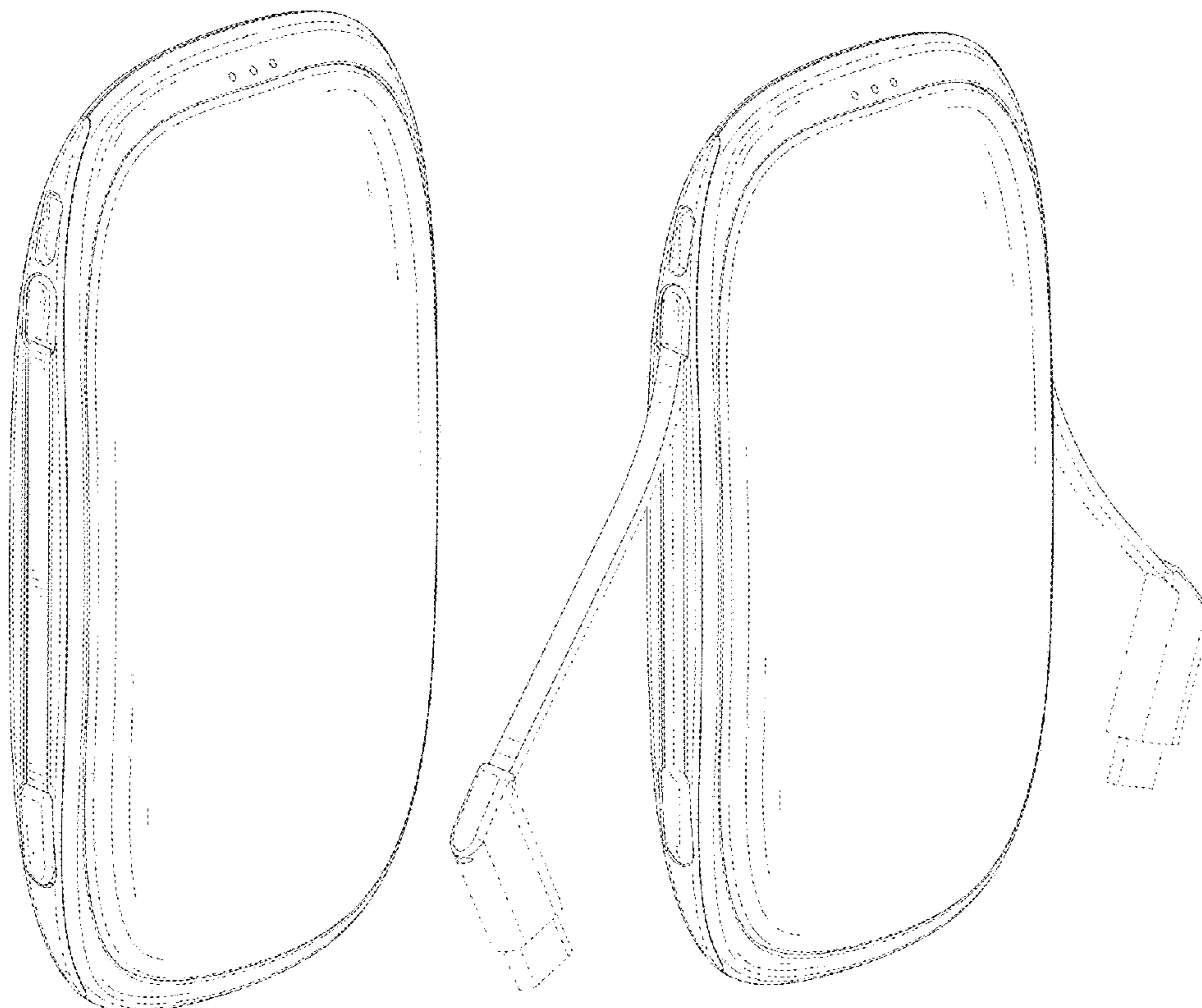
(57) **CLAIM**

The ornamental design for a hand warmer, as shown and described.

DESCRIPTION

FIG. 1 is a front left perspective view of a hand warmer showing my new design;
FIG. 2 is a rear right perspective view thereof;
FIG. 3 is a front elevational view thereof;
FIG. 4 is a rear elevational view thereof;
FIG. 5 is a left side elevational view thereof;
FIG. 6 is a right side elevational view thereof;
FIG. 7 is a top plan view thereof;
FIG. 8 is a bottom plan view thereof; and,
FIG. 9 is a front left perspective view of a hand warmer where the hand warmer is in a configuration of use.
The broken lines in the drawings depict portions of the hand warmer that form no part of the claimed design.

1 Claim, 9 Drawing Sheets






FIG. 1




FIG. 2




FIG. 3




FIG. 4

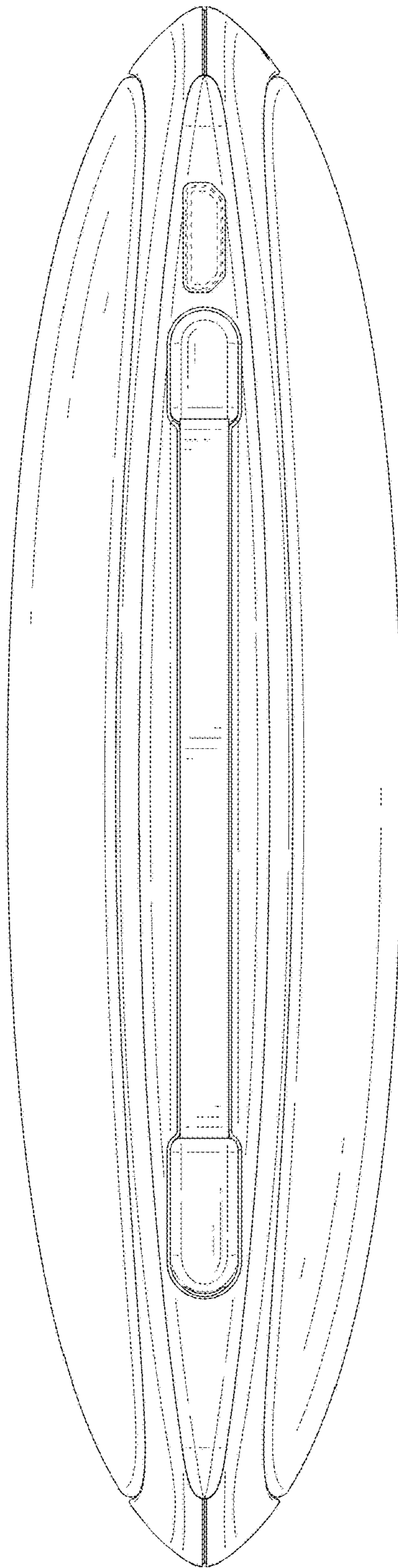


FIG. 5

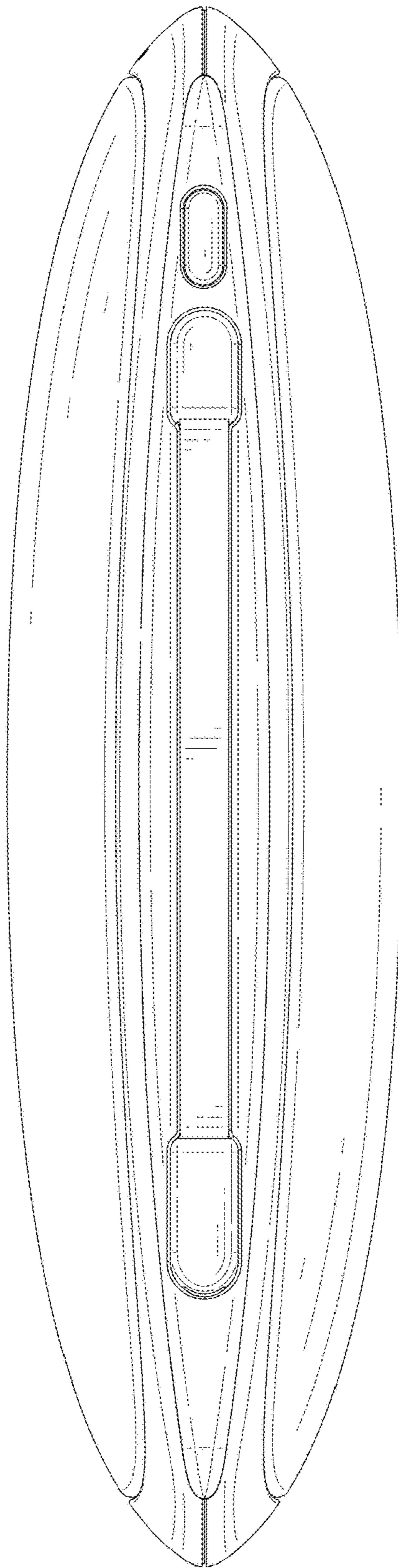


FIG. 6

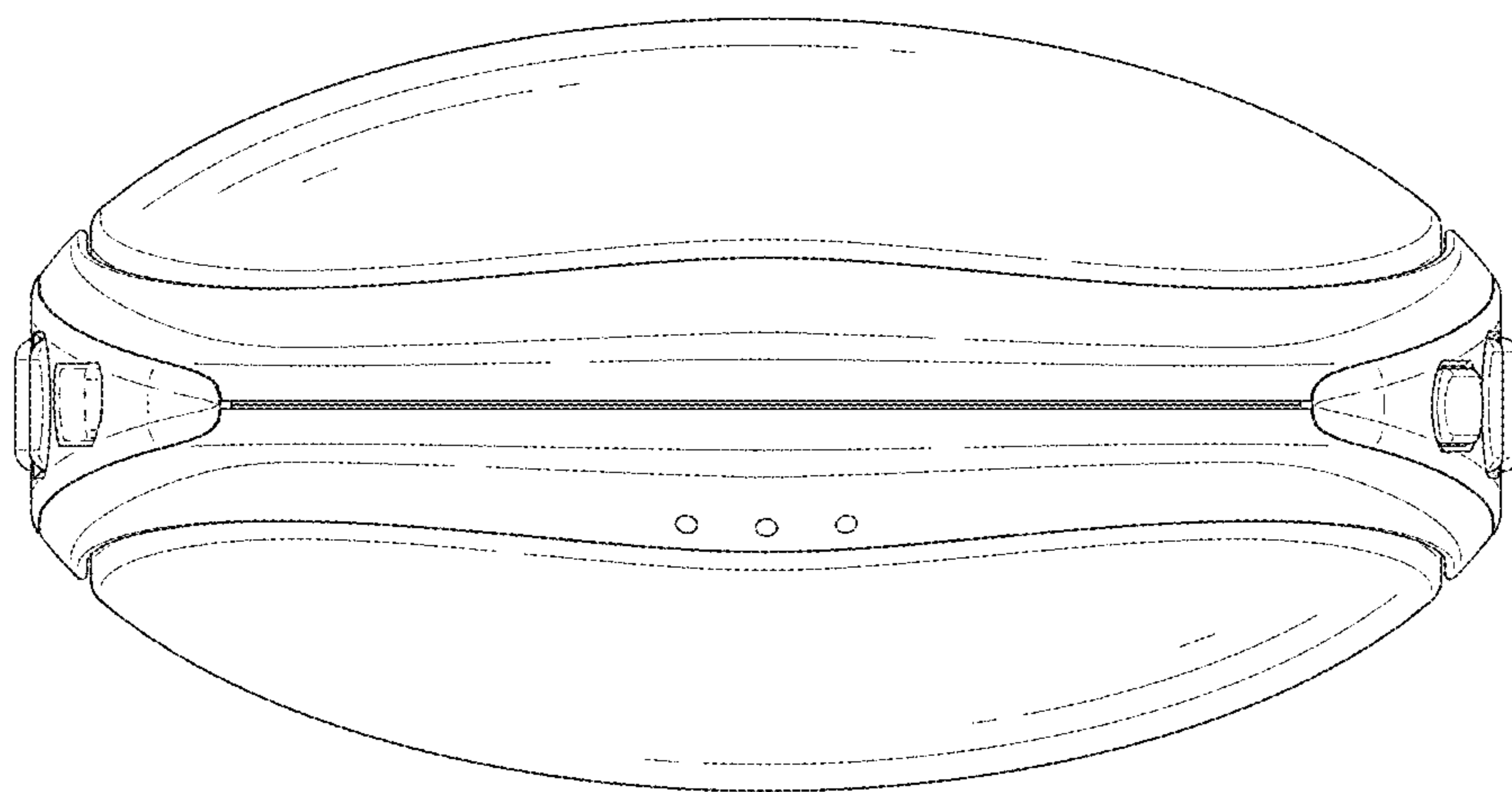


FIG. 7

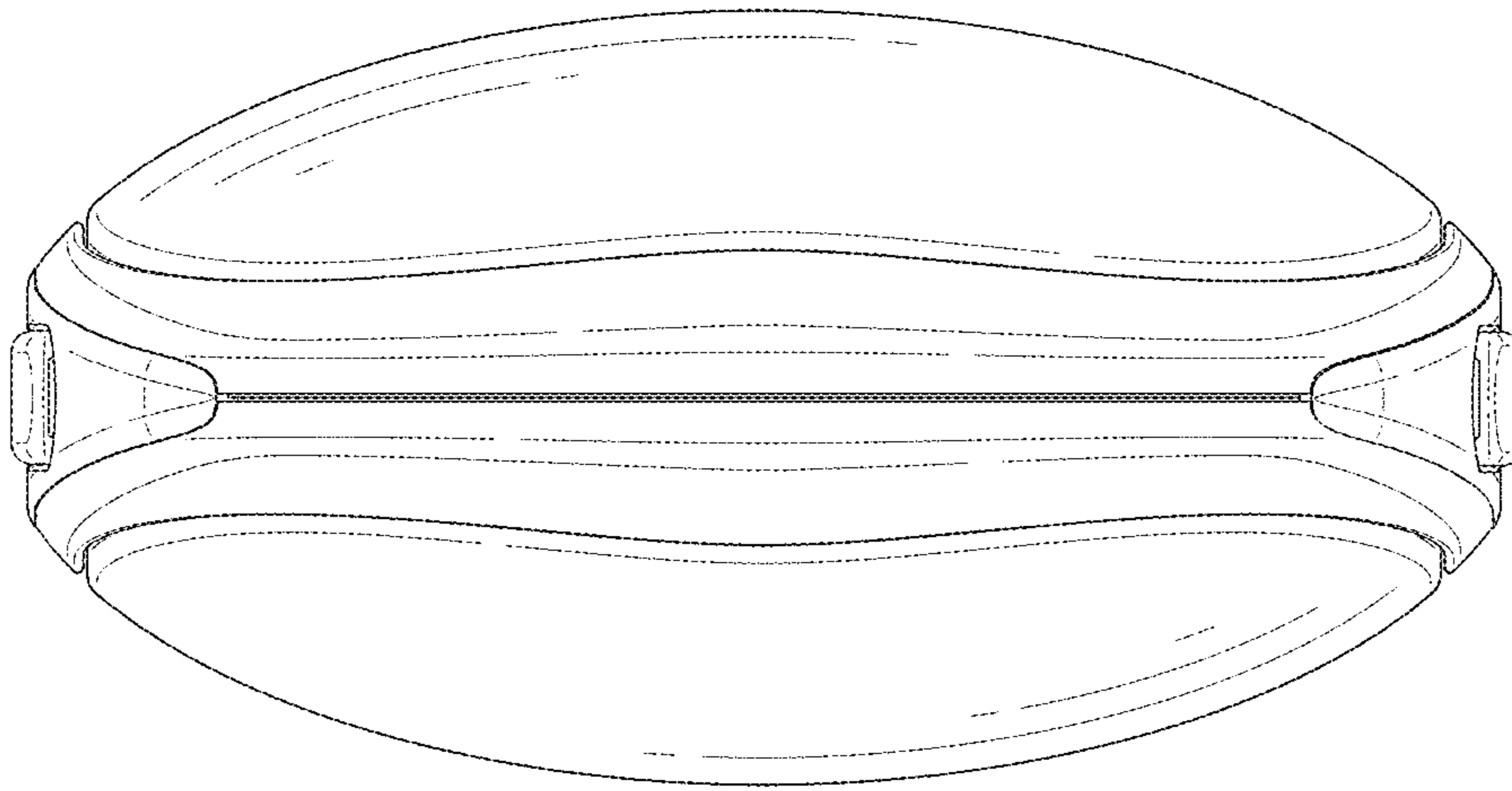


FIG. 8

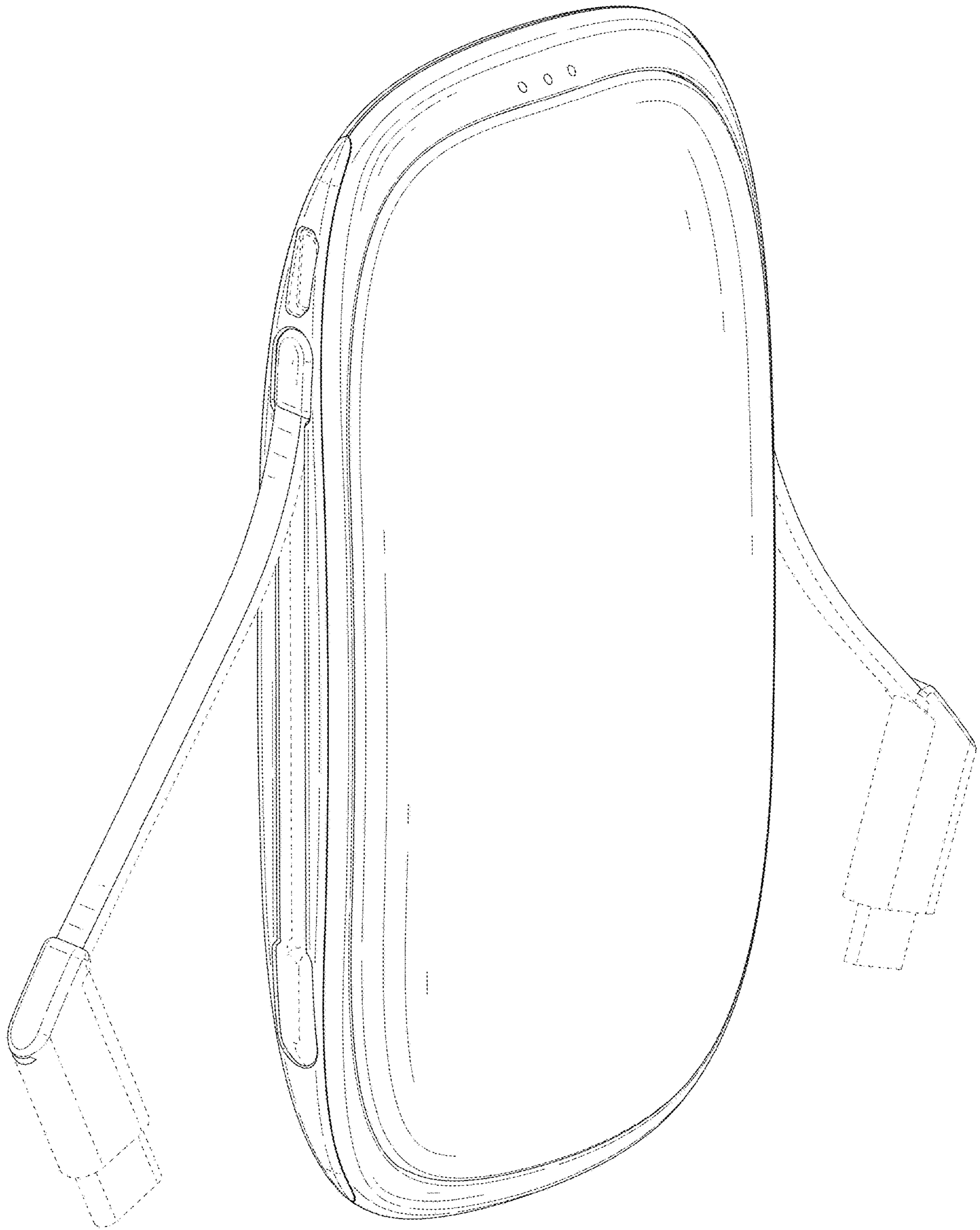


FIG. 9