



US00D901022S

(12) **United States Design Patent** (10) **Patent No.:** **US D901,022 S**
Jones (45) **Date of Patent:** **** Nov. 3, 2020**

(54) **SET OF BODY WRAPS**

(71) Applicant: **Jacqueline Jones**, Grosse Pointe Woods, MI (US)

(72) Inventor: **Jacqueline Jones**, Grosse Pointe Woods, MI (US)

(**) Term: **15 Years**

(21) Appl. No.: **29/740,673**

(22) Filed: **Jul. 6, 2020**

(51) **LOC (12) Cl.** **24-01**

(52) **U.S. Cl.**
USPC **D24/190**

(58) **Field of Classification Search**
USPC D2/624, 901; D21/683, 791; D24/190, D24/206
CPC A61F 5/028; A61F 5/03; A61F 5/34; A61F 13/08

See application file for complete search history.

(56) **References Cited**

U.S. PATENT DOCUMENTS

6,520,926	B2	2/2003	Hall	
D484,986	S	1/2004	Cipra et al.	
D506,553	S	6/2005	Tesluk	
D564,187	S *	3/2008	Webb	D2/901
D602,232	S *	10/2009	Dugan	D2/900
D608,006	S	1/2010	Avitable et al.	
D665,470	S *	8/2012	Galbraith	D21/683
D717,453	S *	11/2014	Mahtani	D24/190
D800,323	S *	10/2017	Cox	D24/190
D837,986	S *	1/2019	Khubani	D24/190
D863,565	S *	10/2019	Cisko, Jr.	D24/190
D884,197	S *	5/2020	Hyder	D24/190
D885,588	S *	5/2020	Cox	D24/190
2020/0078201	A1 *	3/2020	Rodriguez	A61F 5/0109

OTHER PUBLICATIONS

Slim Gear Body Wraps posted NA [online], (retrieved Sep. 2, 2020), Retrieved from the internet, <https://www.ebay.com/i/222354611244?chn=ps&var=521218095345&norover=1&mkevt=1&mkrid=711-117182-37290-0&mkcid=2&itemid=521218095%E2%80%A6> (Year: NA).*

NeoSweat™ 3 in 1 Ultra Sweat Waist and Thigh Trimmer Booty Sculptor, posted NA [online], (retrieved Sep. 2, 2020), Retrieved from the internet, <https://www.shapellx.com/products/shapellx-2-in-1-ultra-sweat-waist-and-thigh-trimmer-booty-sculptor?variant=31716697735210¤cy=USD&utm%E2%80%A6> (Year: NA).*

* cited by examiner

Primary Examiner — Kevin K Rudzinski

Assistant Examiner — J. Thorn, Sr.

(74) *Attorney, Agent, or Firm* — Quickpatents, LLC; Kevin Prince

(57) **CLAIM**

The ornamental design for a set of body wraps, as shown and described.

DESCRIPTION

FIG. 1 is a perspective view of a set of body wraps, showing my new design in a condition of use;

FIG. 2 is a front elevational view thereof, each wrap illustrated in a flat configuration;

FIG. 3 is a rear elevational view of FIG. 2;

FIG. 4 is a left-side elevational view of FIG. 2;

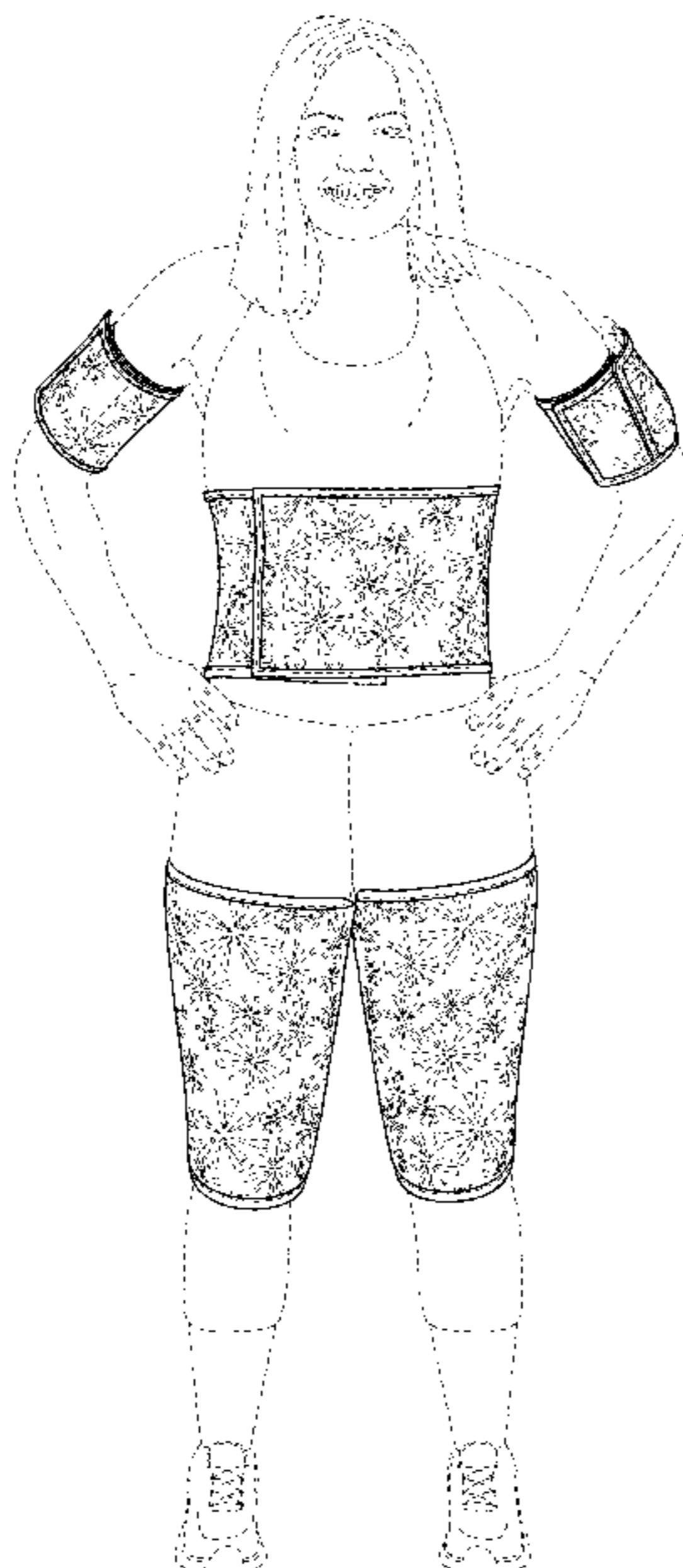
FIG. 5 is a right-side elevational view of FIG. 2;

FIG. 6 is a top plan view of FIG. 2; and,

FIG. 7 is a bottom plan view of FIG. 2.

The broken lines showing a person in FIG. 1 depict environmental matter and form no part of the claimed design. The remaining broken lines represent stitching, and are part of the claimed design.

1 Claim, 6 Drawing Sheets



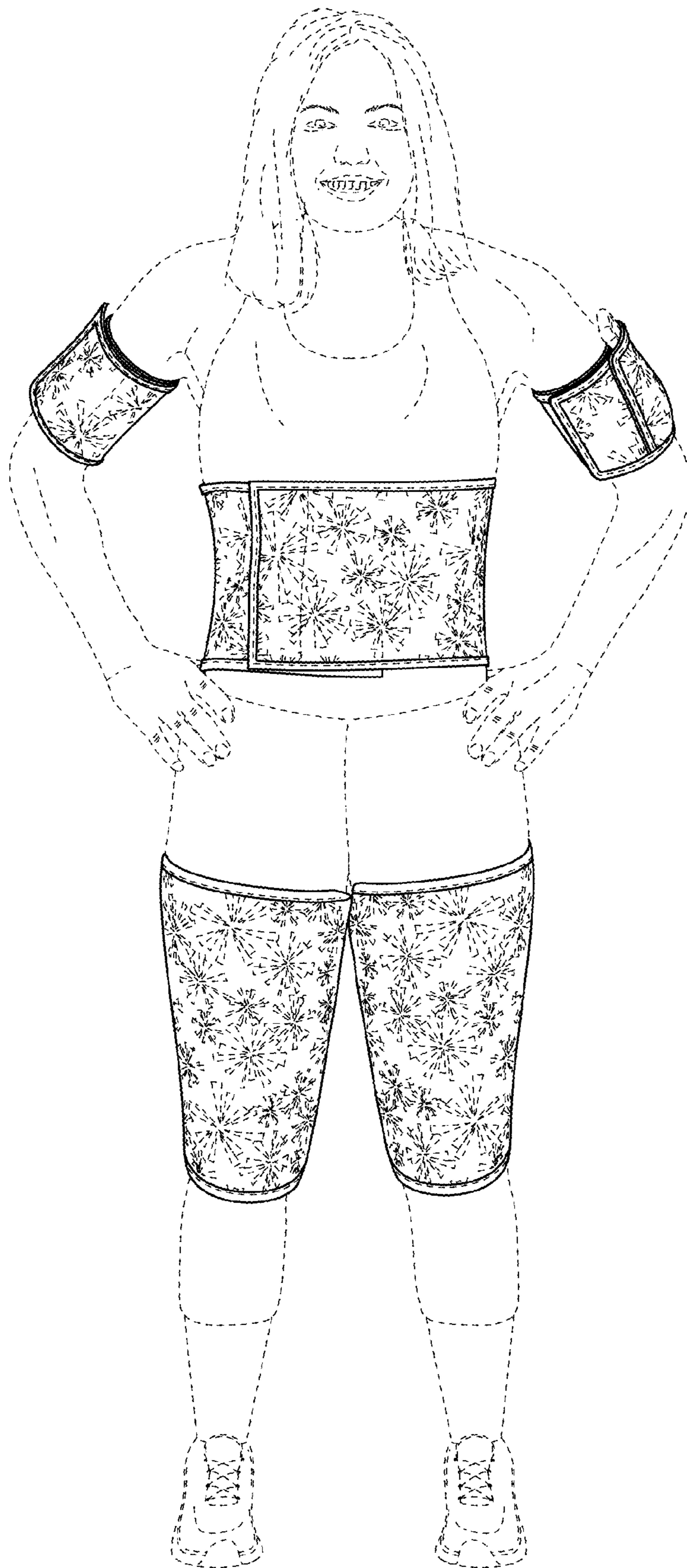


FIG. 1

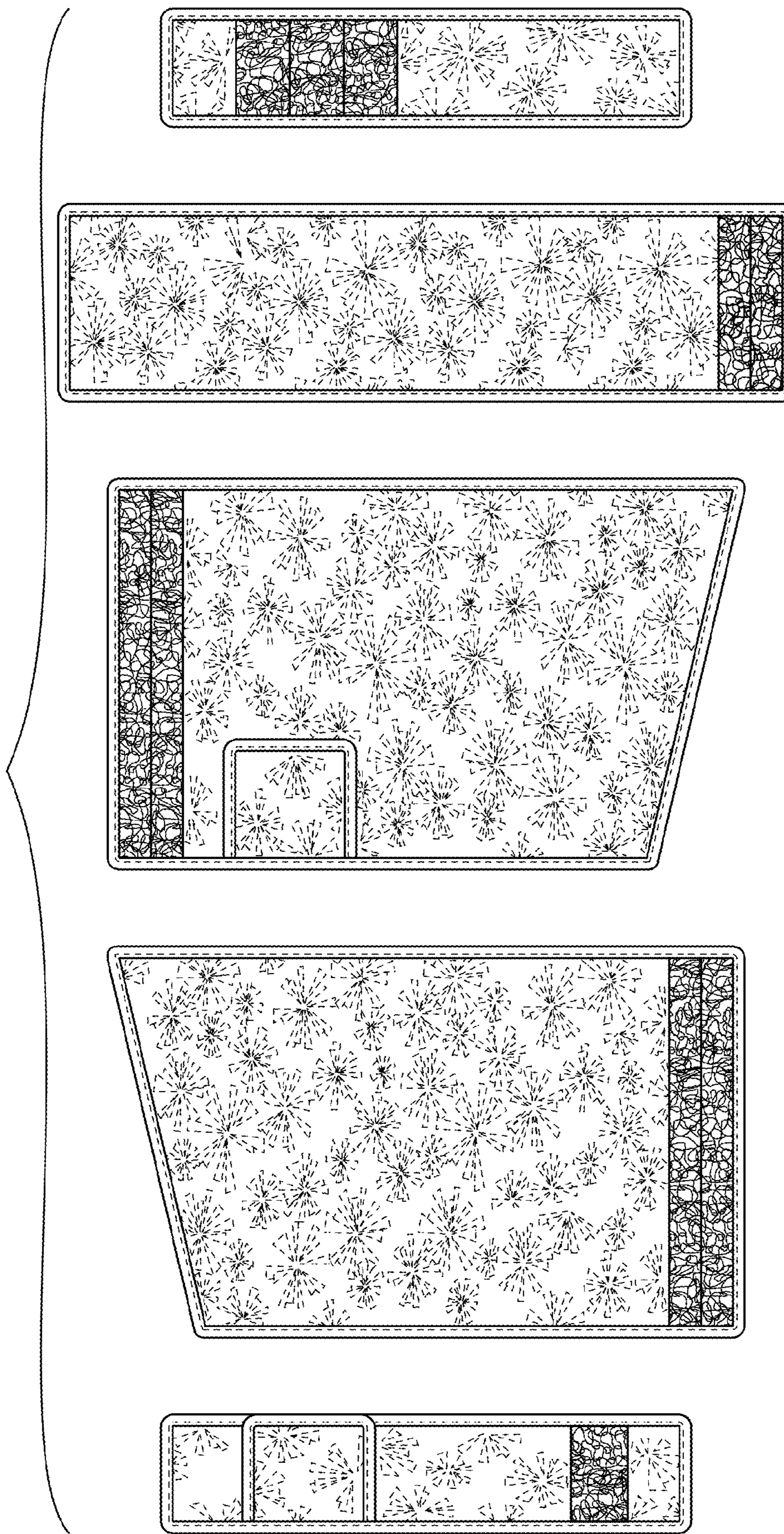


FIG. 2

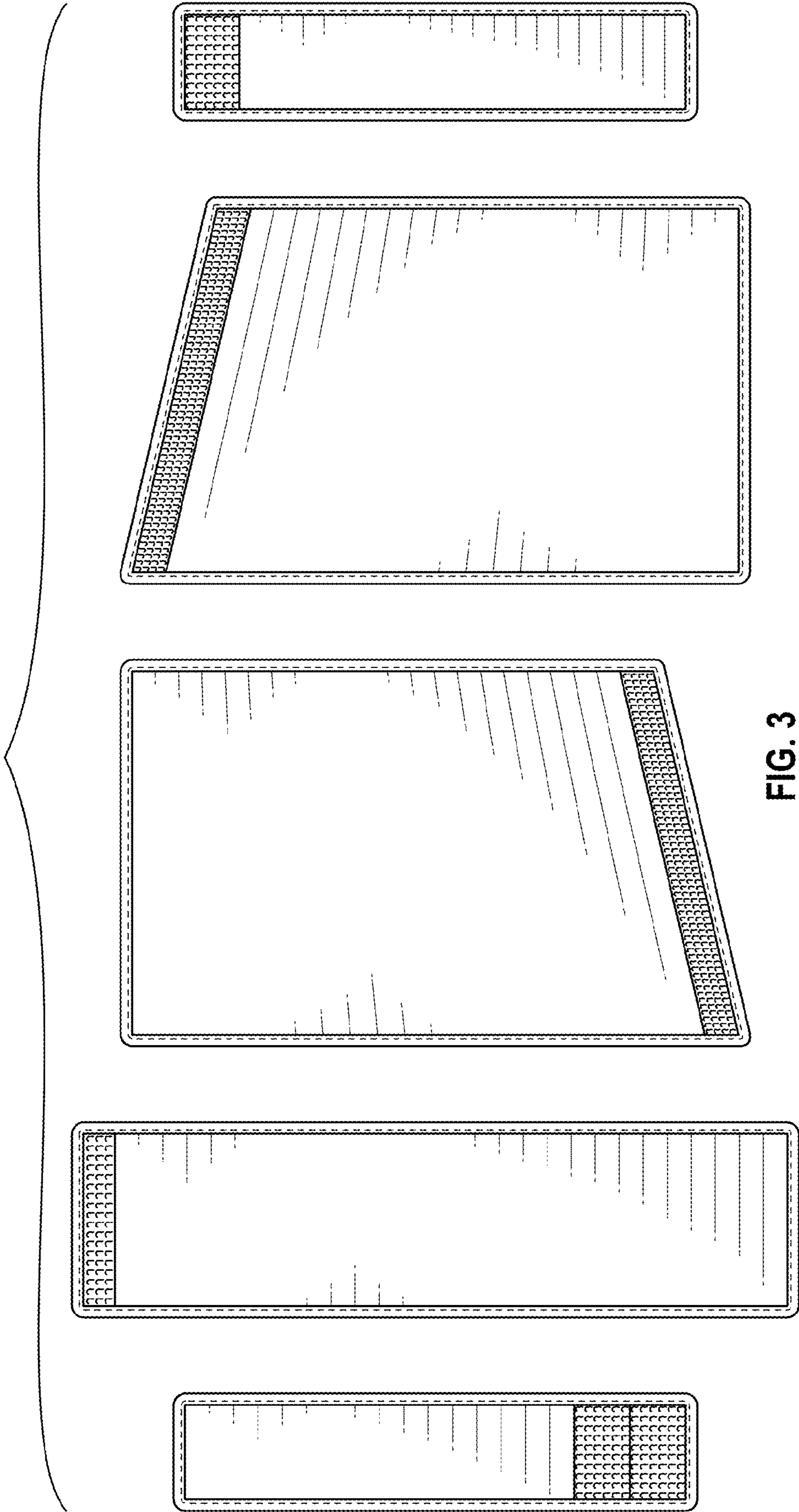


FIG. 3

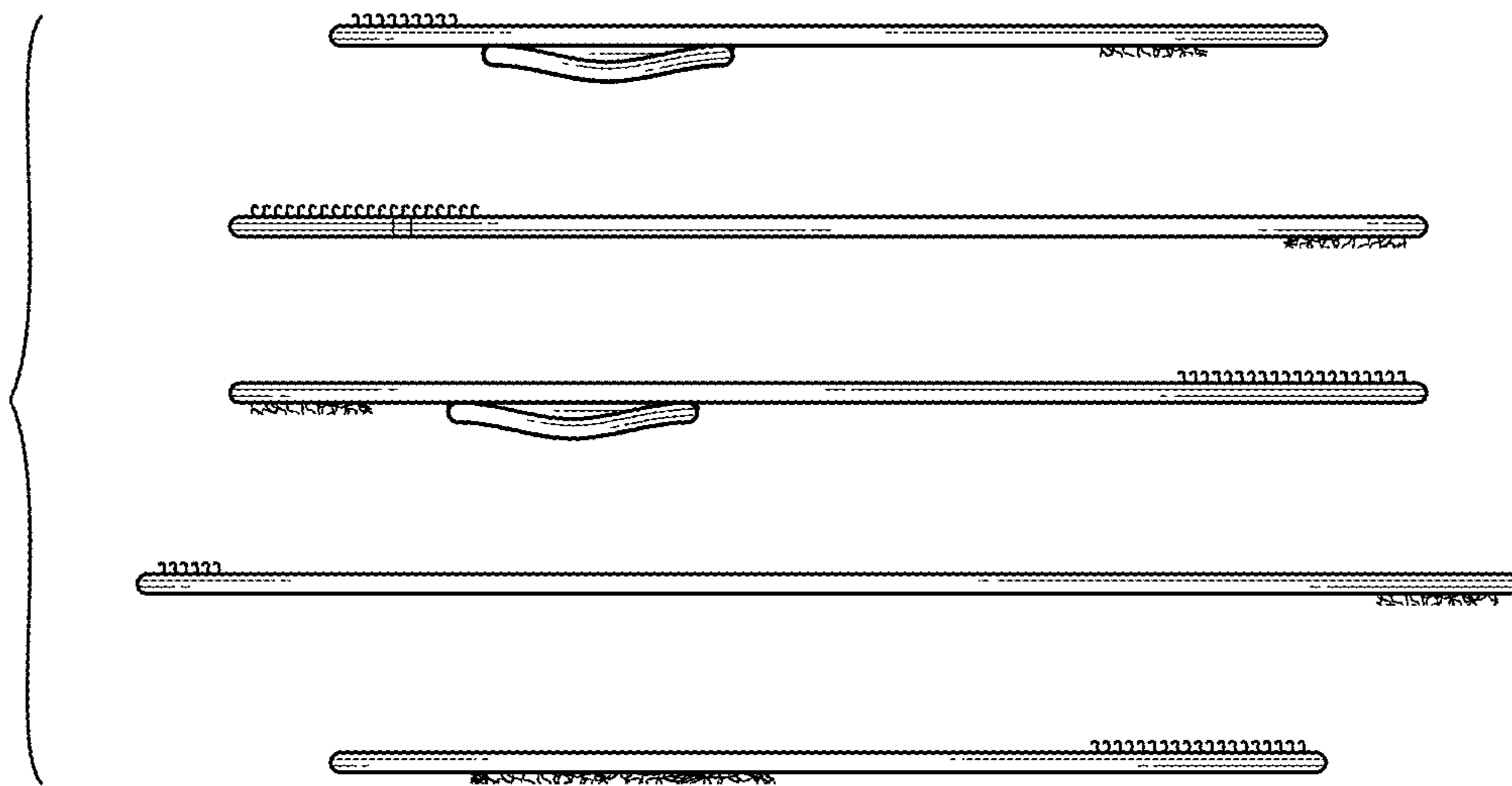


FIG. 4

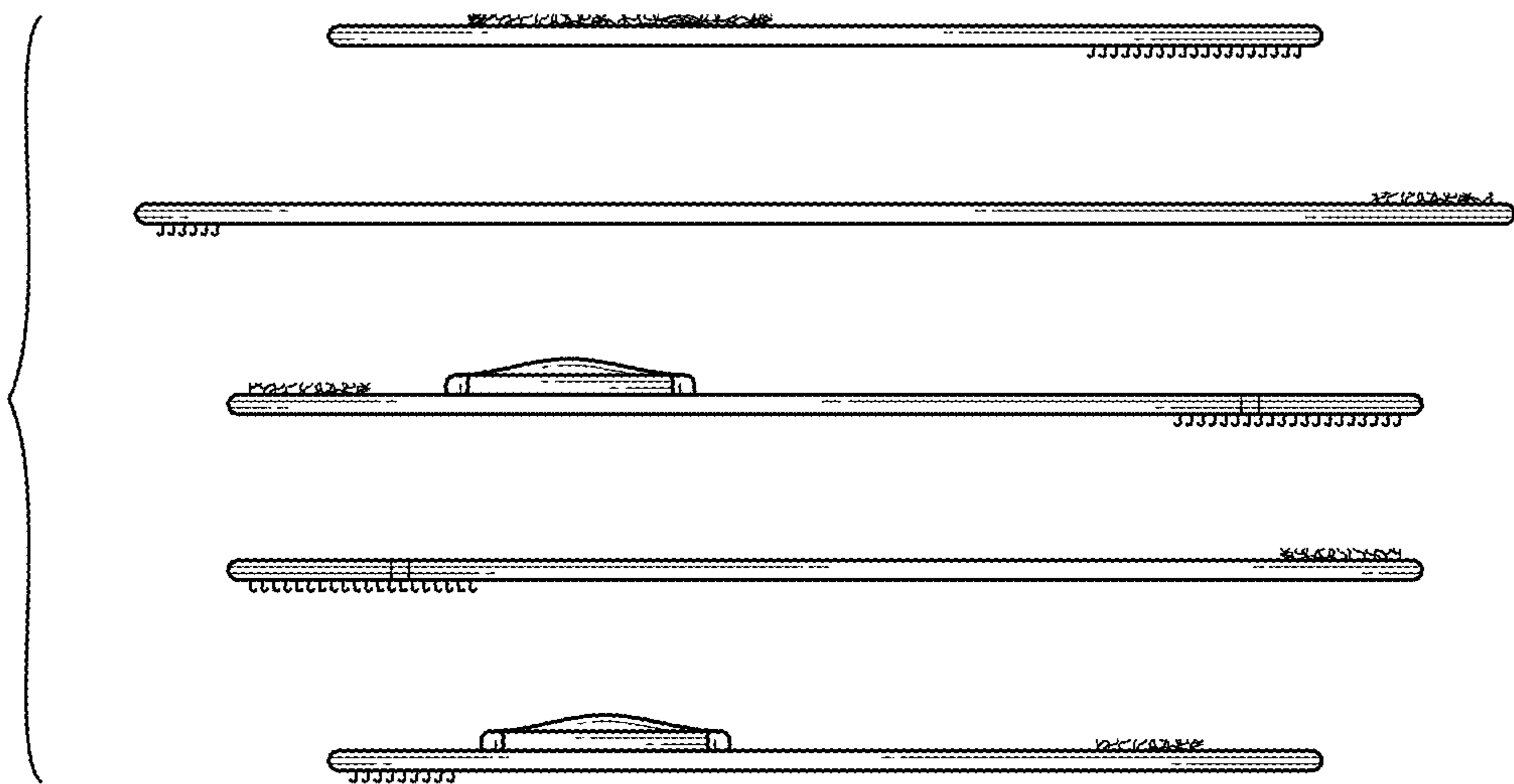


FIG. 5

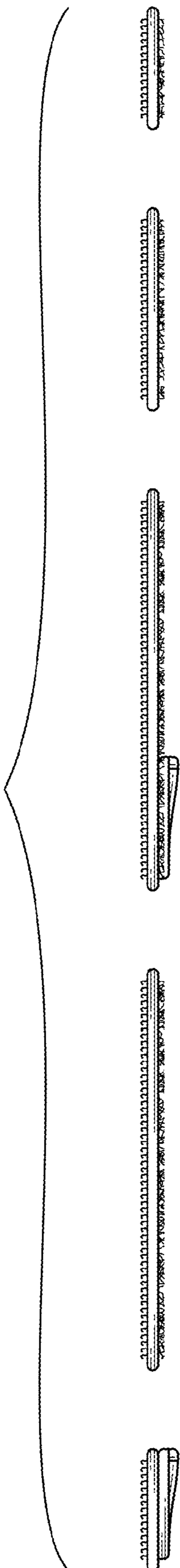


FIG. 6

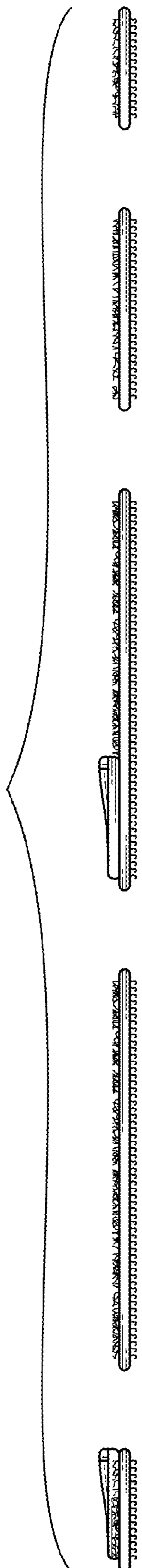


FIG. 7