



US00D901014S

(12) **United States Design Patent** (10) **Patent No.:** **US D901,014 S**
Davies et al. (45) **Date of Patent:** **** Nov. 3, 2020**

(54) **POROUS IMPLANT**
(71) Applicant: **ORTHO DEVELOPMENT CORPORATION**, Draper, UT (US)
(72) Inventors: **Bryan K Davies**, Taylorsville, UT (US); **Alfred Despres**, Heber City, UT (US); **Susanne F Sealy**, Draper, UT (US)
(73) Assignee: **Ortho Development Corporation**, Draper, UT (US)

5,019,103 A 5/1991 Van Zile
5,035,713 A 7/1991 Friis
5,037,423 A 8/1991 Kenna
5,057,101 A 10/1991 Dorr
5,192,324 A 3/1993 Kenna
5,441,537 A 8/1995 Kenna
5,462,563 A 10/1995 Shearer
5,591,233 A 1/1997 Kelman
5,697,932 A 12/1997 Smith
5,734,959 A 3/1998 Krebs
5,824,103 A 10/1998 Williams

(Continued)

FOREIGN PATENT DOCUMENTS

(**) Term: **15 Years**

WO WO 2011/060312 A3 5/2011

(21) Appl. No.: **29/701,489**

OTHER PUBLICATIONS

(22) Filed: **Aug. 12, 2019**

Biomet, Vanguard 360 Revision Knee System Design Rationale, USA, 2012.

(51) **LOC (12) Cl.** **24-03**

(52) **U.S. Cl.**
USPC **D24/155**

(Continued)

(58) **Field of Classification Search**
USPC D24/155
CPC A61F 2/3859; A61F 2/38; A61F 2/389;
A61F 2/3886; A61F 2/60; A61F 2/06;
A61F 2/66; A61F 2/76; A61F 2310/00023
See application file for complete search history.

Primary Examiner — Charles D Hanson
(74) *Attorney, Agent, or Firm* — Pate Peterson PLLC;
Brett Peterson

(57) **CLAIM**

We claim the ornamental design for a porous implant, as shown and described.

(56) **References Cited**

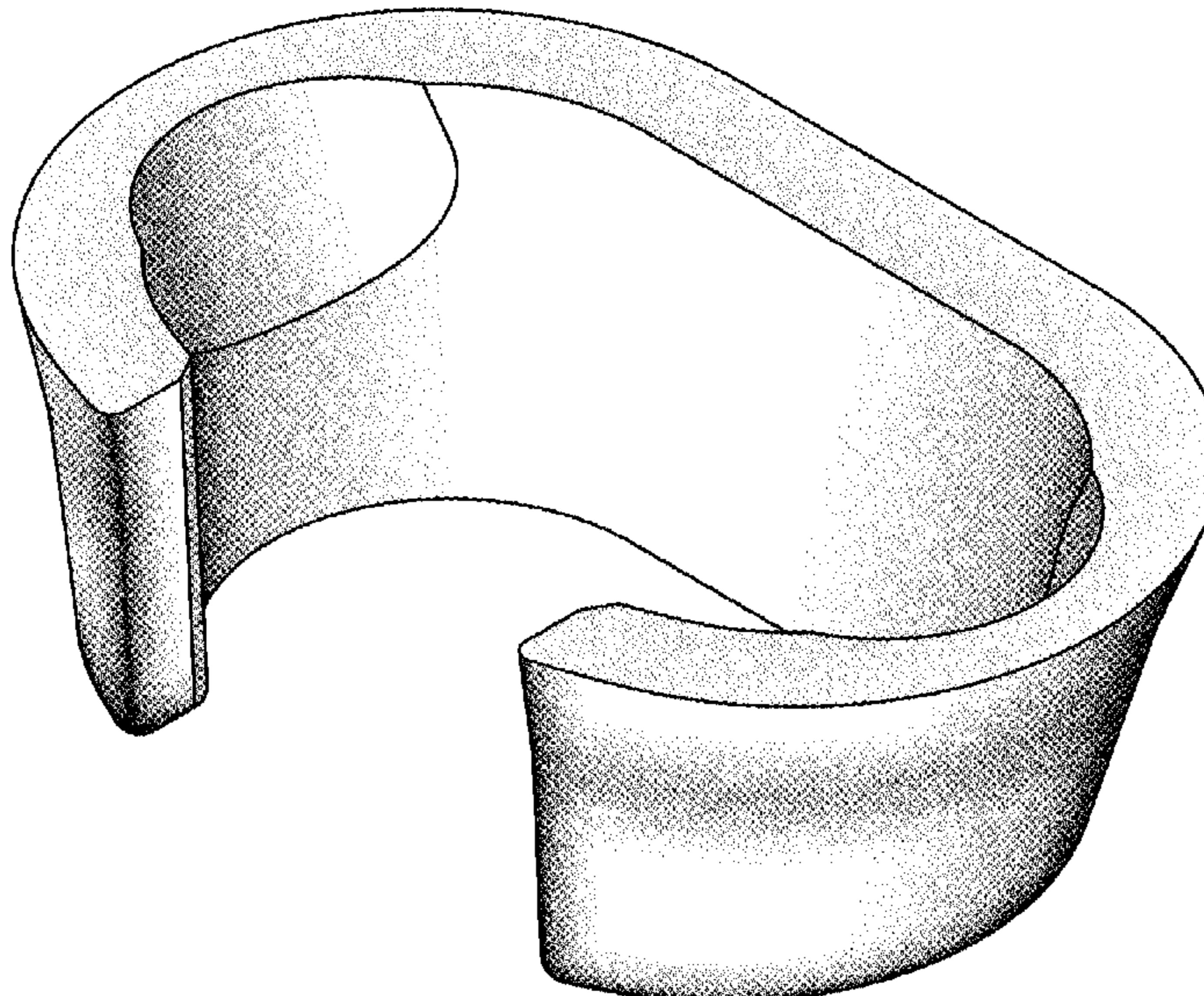
U.S. PATENT DOCUMENTS

3,906,550 A 9/1975 Rostoker
4,224,696 A 9/1980 Murray
4,550,448 A 11/1985 Kenna
4,728,335 A 3/1988 Jurgutis
4,735,625 A 4/1988 Davidson
4,753,657 A 6/1988 Lee
4,790,852 A 12/1988 Noiles
4,834,756 A 5/1989 Kenna
4,840,632 A 6/1989 Kampner
4,865,607 A 9/1989 Witzel
4,944,757 A 7/1990 Martinez
4,944,760 A 7/1990 Kenna

DESCRIPTION

FIG. 1 is a perspective view of a porous implant showing our new design;
FIG. 2 is a top view of the porous implant.
FIG. 3 is a bottom view of the porous implant.
FIG. 4 is a left side view of the porous implant.
FIG. 5 is a right side view of the porous implant.
FIG. 6 is a front view of the porous implant; and,
FIG. 7 is a back view of the porous implant.

1 Claim, 7 Drawing Sheets



(56)

References Cited

U.S. PATENT DOCUMENTS

5,879,398 A * 3/1999 Swarts A61F 2/30907
623/22.21

5,958,314 A 9/1999 Draenert

5,997,581 A * 12/1999 Khalili A61F 2/30724
606/92

6,008,432 A 12/1999 Taylor

6,071,311 A 6/2000 O'Neil

6,117,175 A 9/2000 Bosredon

6,136,029 A 10/2000 Johnson

6,139,584 A 10/2000 Ochoa

6,156,070 A 12/2000 Incavo

6,214,053 B1 4/2001 Ling

6,264,699 B1 7/2001 Noiles

6,432,141 B1 8/2002 Stocks

6,464,728 B1 10/2002 Murray

6,692,531 B1 2/2004 Yoon

6,767,369 B2 7/2004 Boyer

6,843,806 B2 1/2005 Hayes

6,863,692 B2 3/2005 Meulink

6,974,483 B2 12/2005 Murray

6,981,991 B2 1/2006 Ferree

7,044,977 B2 5/2006 Ferree

7,115,146 B2 10/2006 Boyer

7,182,786 B2 2/2007 Justin

D538,431 S * 3/2007 Botha D24/155

7,291,174 B2 11/2007 German

7,323,013 B2 1/2008 McTighe

7,491,242 B2 2/2009 Pichon

7,575,603 B2 8/2009 Bergin

D618,800 S * 6/2010 Mayon D24/155

7,799,085 B2 9/2010 Goodfried

7,799,086 B2 9/2010 Justin

7,806,936 B2 10/2010 Wright

7,857,858 B2 12/2010 Justin

7,892,288 B2 2/2011 Blaylock

7,892,290 B2 2/2011 Bergin

8,075,628 B2 12/2011 Justin

8,187,336 B2 5/2012 Jamali

8,241,357 B2 8/2012 Bhatnagar

8,241,367 B2 8/2012 Justin

8,268,007 B2 9/2012 Barsoum

8,382,849 B2 3/2013 Thomas

8,424,183 B2 4/2013 Thomas

8,444,699 B2 5/2013 Metzger

D684,693 S * 6/2013 Hanssen D24/155

8,506,645 B2 8/2013 Blaylock

8,535,385 B2 9/2013 Hanssen

8,535,386 B2 9/2013 Servido

8,585,770 B2 11/2013 Meridew

8,641,773 B2 2/2014 Bergin

8,679,166 B2 3/2014 Bhatnagar

8,721,733 B2 5/2014 Bonitati

8,728,168 B2 5/2014 Hanssen

8,876,909 B2 11/2014 Meridew

8,900,317 B2 12/2014 Zubok

8,926,708 B2 1/2015 Servido

8,932,364 B2 1/2015 Mooradian

8,968,415 B2 3/2015 Meridew

9,044,326 B2 6/2015 Blaylock

9,161,840 B2 10/2015 Hayes

9,241,801 B1 1/2016 Parry

9,265,614 B2 2/2016 Blaylock

9,289,299 B2 3/2016 Metzger

9,517,138 B2 12/2016 Zubok

9,539,096 B2 1/2017 Hanssen

9,668,870 B2 6/2017 Wasielewski

9,713,532 B2 7/2017 Blaylock

9,744,047 B2 8/2017 Meridew

9,907,664 B2 3/2018 Blaylock

D847,338 S * 4/2019 Arabin D24/155

D875,936 S * 2/2020 Martin D24/155

2001/0004712 A1 6/2001 Sydney

2001/0039456 A1 11/2001 Boyer

2002/0045949 A1 4/2002 Ling

2003/0065397 A1* 4/2003 Hanssen A61F 2/30
623/20.32

2003/0130740 A1 7/2003 Stocks

2003/0153981 A1 8/2003 Wang

2004/0049285 A1 3/2004 Haas

2004/0162619 A1* 8/2004 Blaylock A61F 2/30734
623/20.16

2005/0010304 A1 1/2005 Jamali

2005/0283254 A1 12/2005 Hayes

2006/0147332 A1 7/2006 Jones

2006/0229734 A1 10/2006 Yoon

2007/0088443 A1 4/2007 Hanssen

2008/0195218 A1 8/2008 Jones

2010/0114323 A1 5/2010 Deruntz

2010/0145452 A1 6/2010 Blaylock

2010/0222891 A1 9/2010 Goodfried

2012/0059484 A1 3/2012 Justin

2012/0215311 A1 8/2012 Parry

2012/0321878 A1 12/2012 Landon

2013/0013078 A1 1/2013 Hanssen

2013/0013080 A1 1/2013 Hanssen

2013/0018478 A1 1/2013 Hanssen

2014/0081418 A1 3/2014 Hanssen

2014/0249637 A1 9/2014 Hanssen

2014/0277534 A1 9/2014 Wasielewski

2015/0257890 A1 9/2015 Blaylock

2016/0058560 A1 3/2016 Blaylock

2016/0193049 A1 7/2016 McTigue

2017/0020675 A1 1/2017 Blaylock

2017/0333195 A1 11/2017 Wasielewski

2018/0098856 A1 4/2018 Blaylock

OTHER PUBLICATIONS

Depuy, Knee Revision Product Portfolio, USA, 2009.

Depuy, Gription TF Acetabular Augments, USA, 2013.

Depuy, Sigma LCS Revision Brochure, USA, 2006.

Gross, Allografts in Orthopaedic Practice, p. 184, Williams & Wilkins, Baltimore USA, 1992.

Mnaymneh, Massive Allografts in Salvage Revisions of Failed Total Knee Arthroplasties, Clinical Orthopedics, Nov. 1990, pp. 144-153, No. 260.

Zimmer, Trabecular Metal Femoral and Tibial Cone Augments, USA, 2008.

* cited by examiner

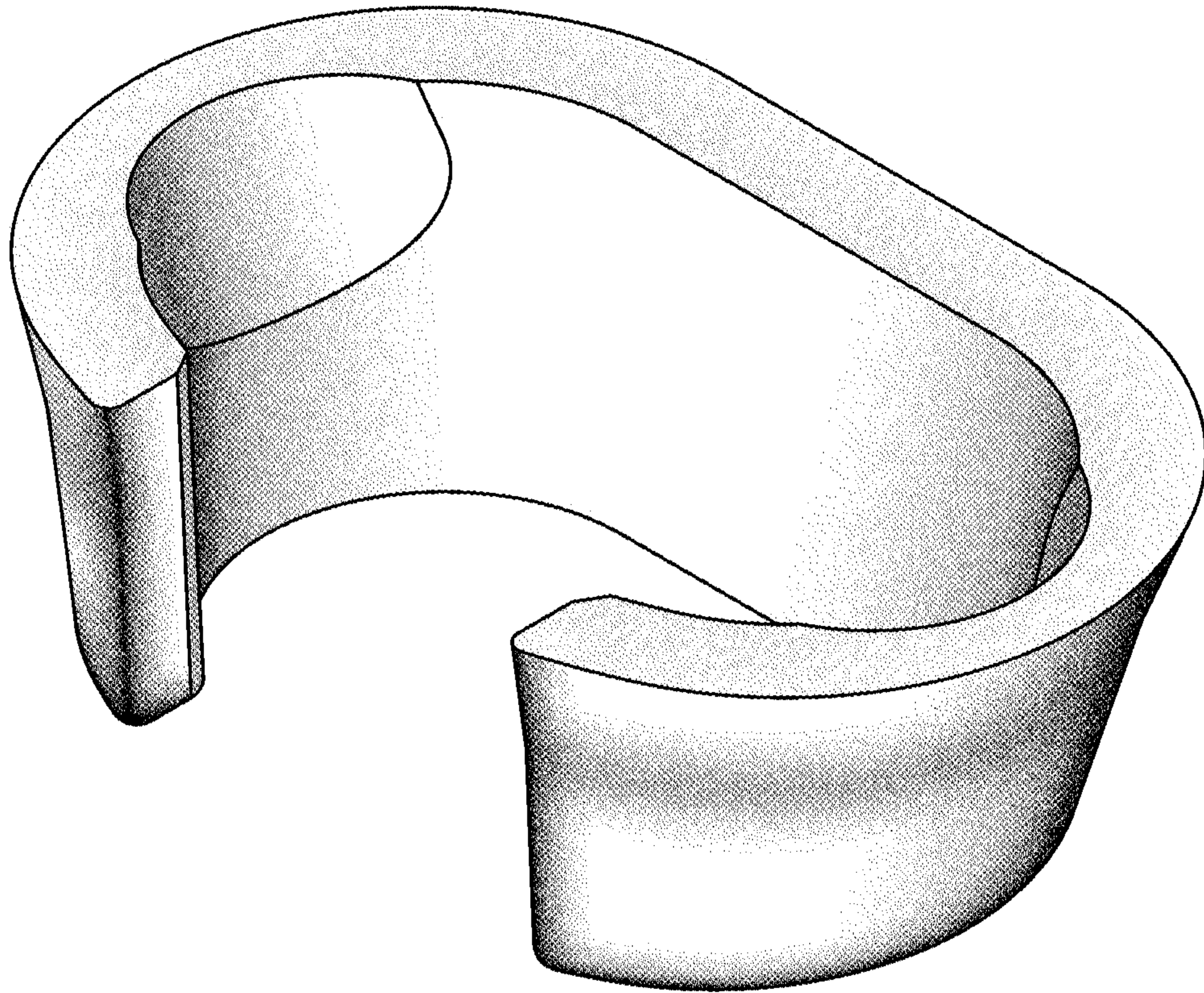


FIG. 1

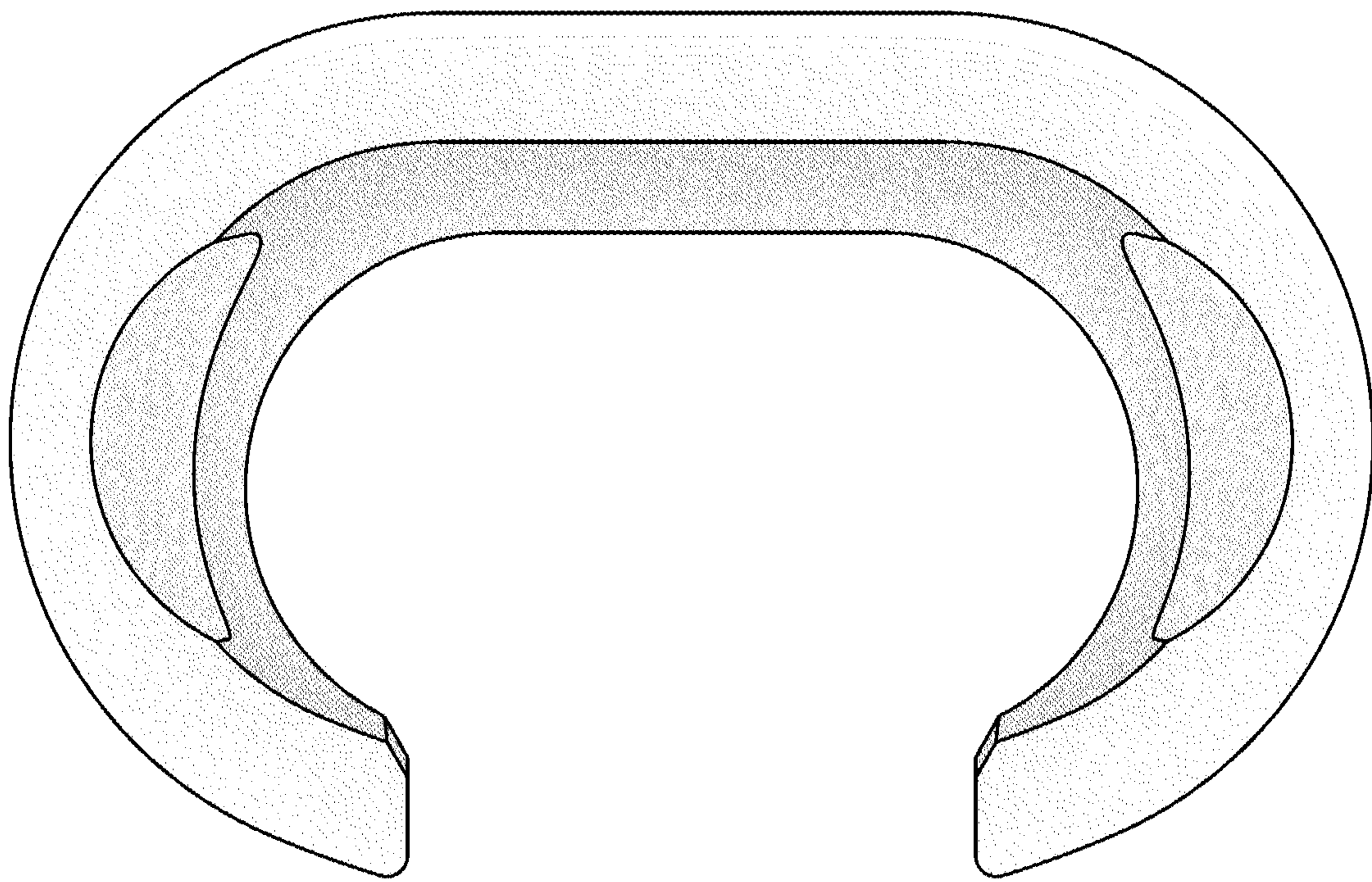


FIG. 2

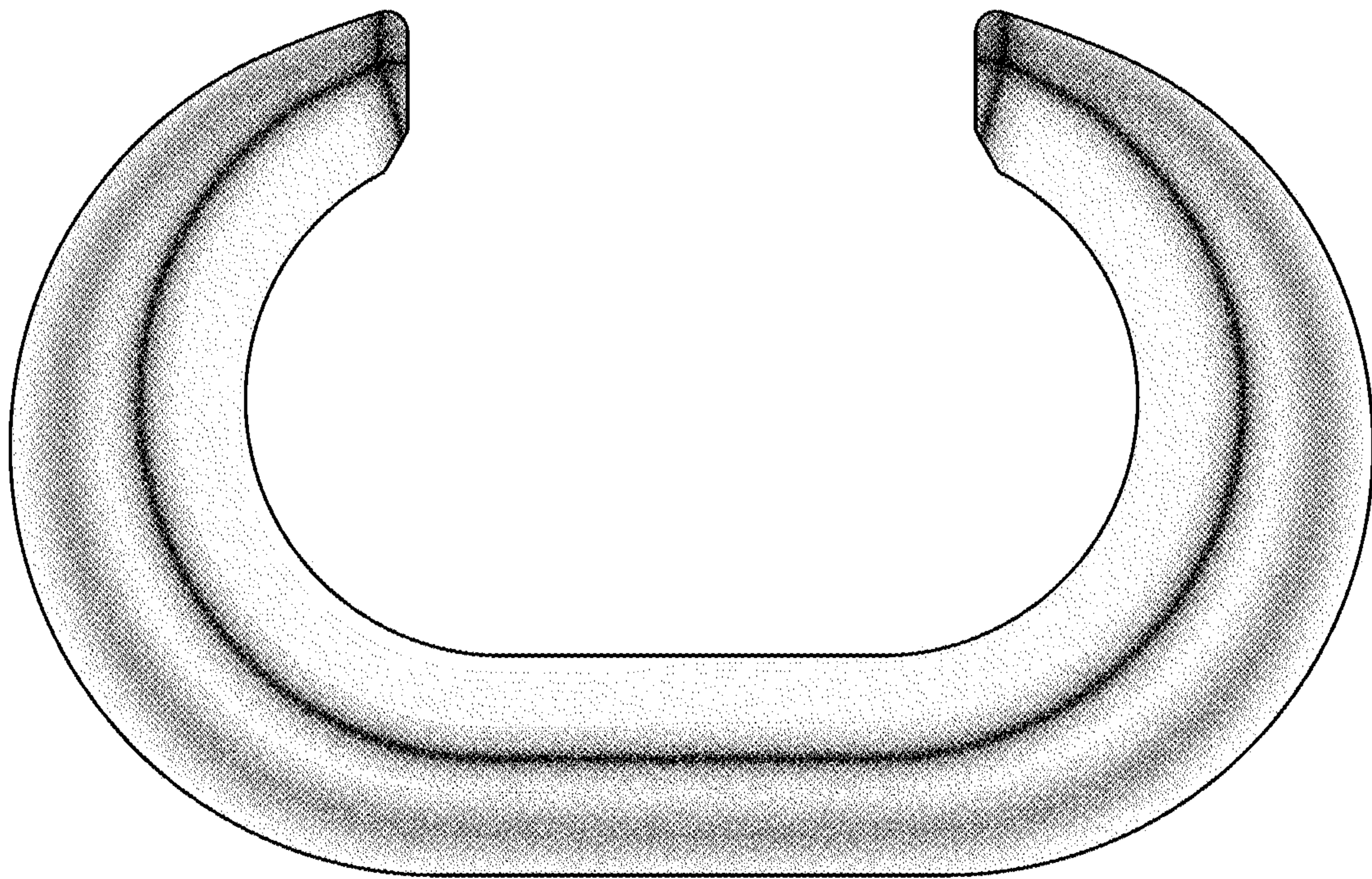


FIG. 3

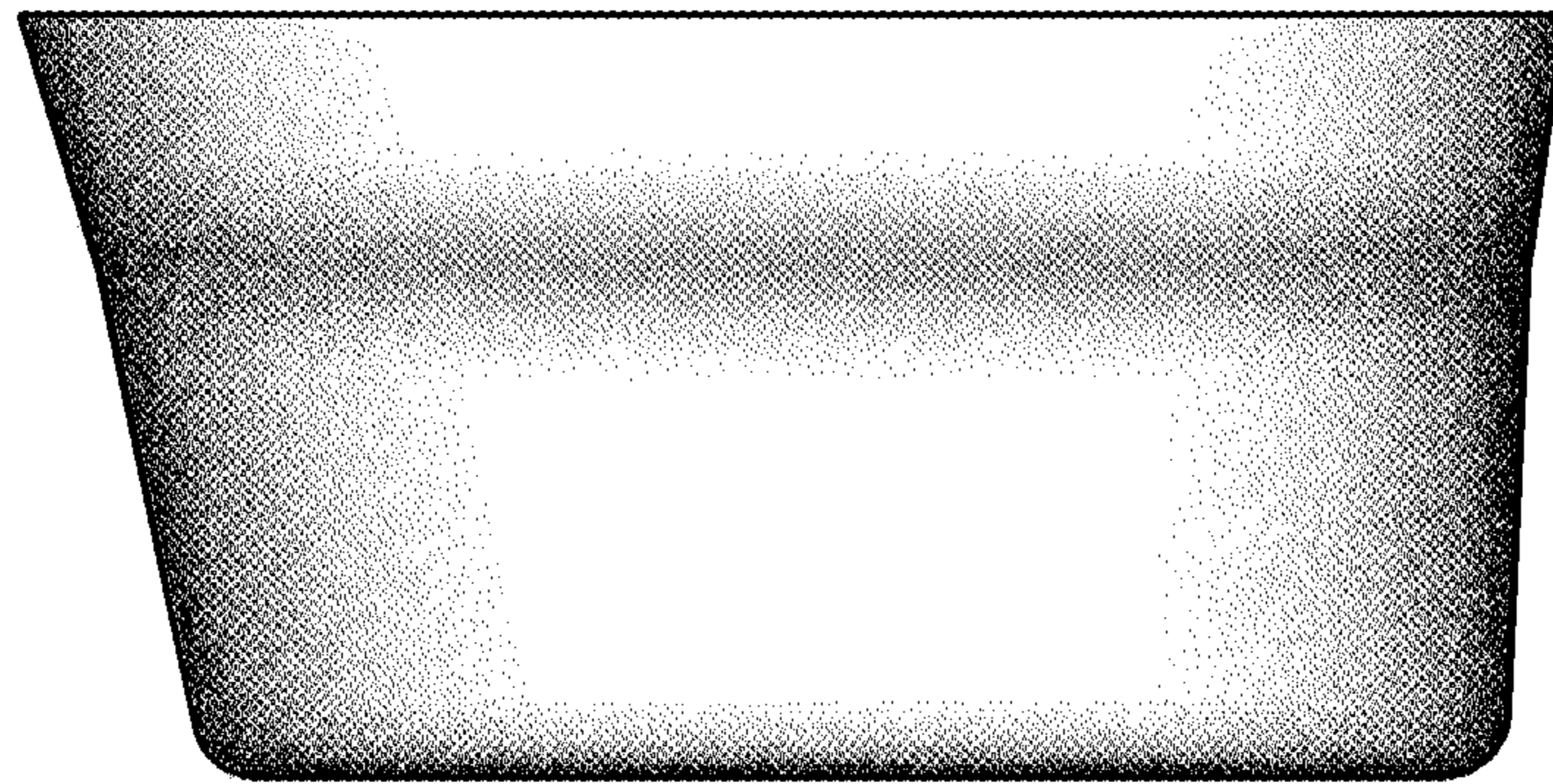


FIG. 4

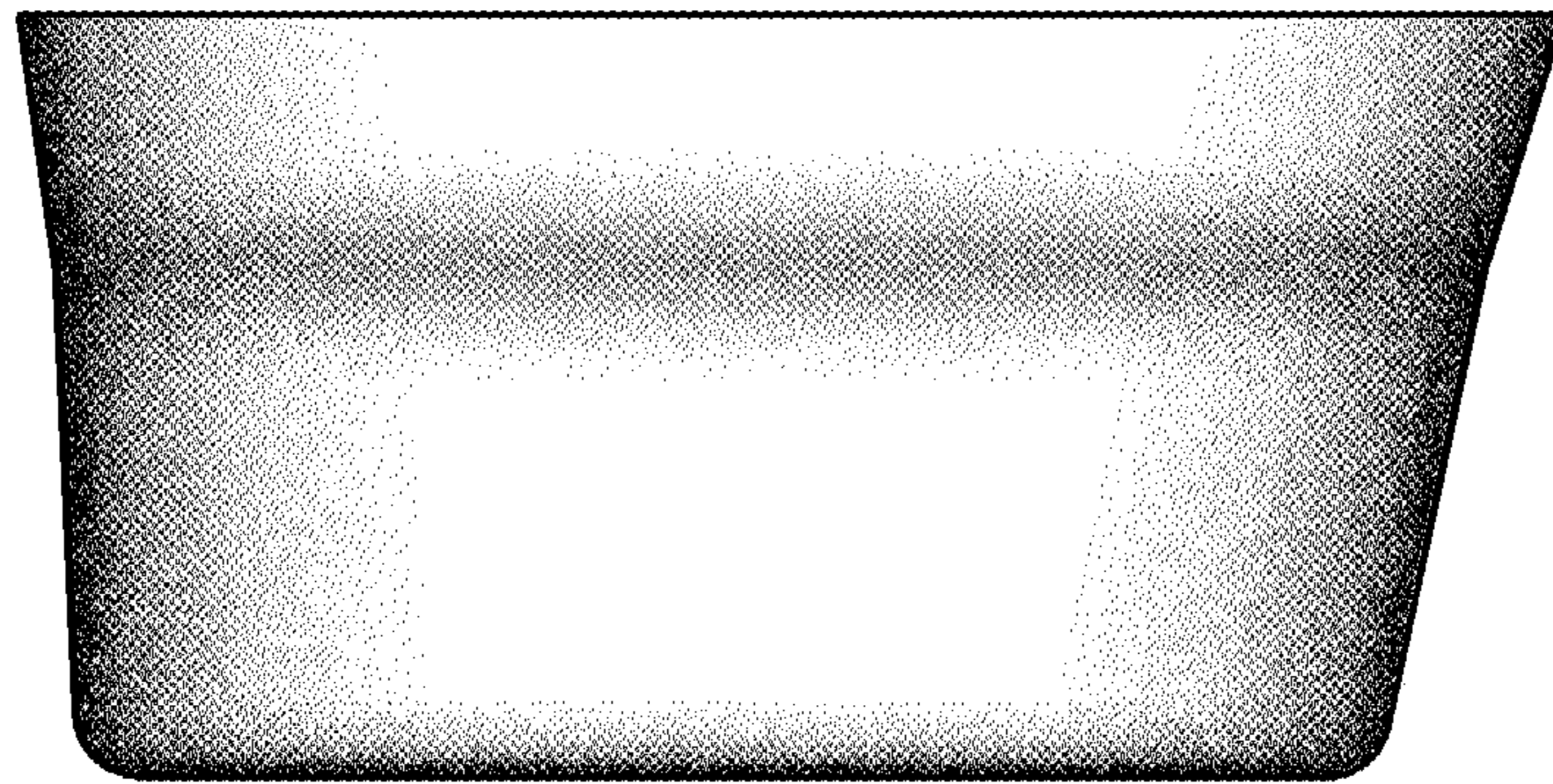


FIG. 5




FIG. 6

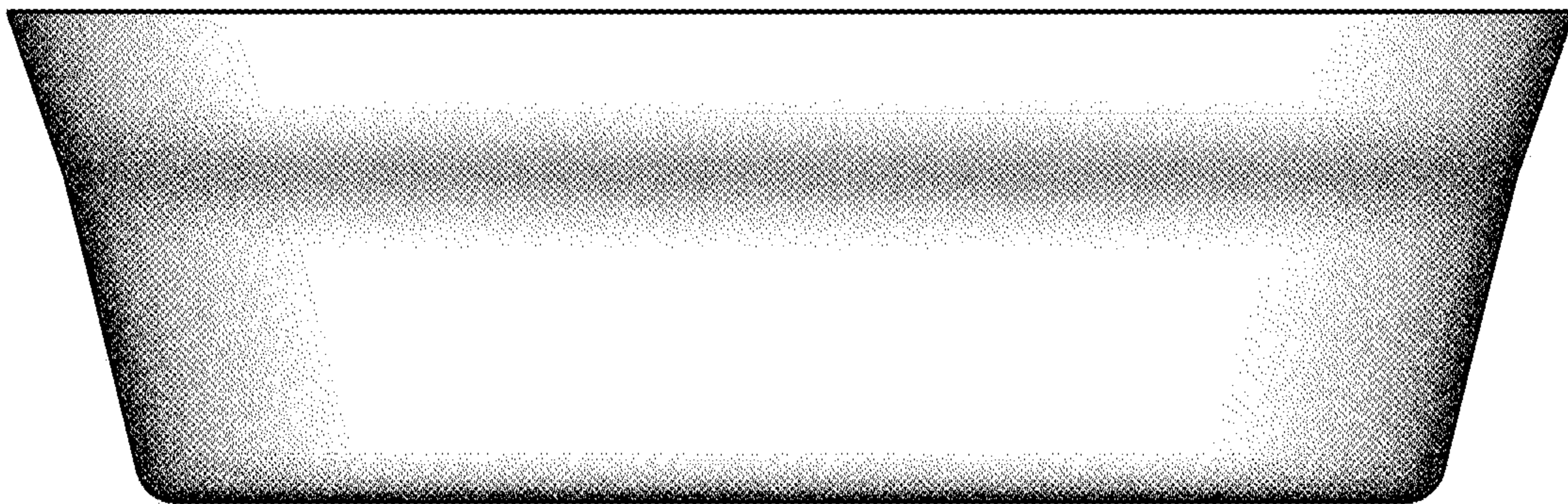


FIG. 7