



US00D900940S

(12) **United States Design Patent** (10) **Patent No.:** **US D900,940 S**  
**Wu** (45) **Date of Patent:** **\*\* Nov. 3, 2020**

(54) **PLAYING CARD HOLDER**

6,142,315 A \* 11/2000 Arout ..... A47F 7/145  
211/45

(71) Applicant: **Chun Wu**, Shenzhen (CN)

D492,366 S 6/2004 Rupert

D857,103 S 8/2019 Beyer

(72) Inventor: **Chun Wu**, Shenzhen (CN)

D860,326 S \* 9/2019 Vanacore ..... D21/392

(\*\*) Term: **15 Years**

\* cited by examiner

(21) Appl. No.: **29/740,570**

*Primary Examiner* — George D. Kirschbaum

(74) *Attorney, Agent, or Firm* — KA Filing LLC; Wayne V. Harper; Cynthia Ward Flanigan

(22) Filed: **Jul. 6, 2020**

(51) **LOC (12) Cl.** ..... **21-01**

(52) **U.S. Cl.**

USPC ..... **D21/392**

(58) **Field of Classification Search**

USPC ..... D21/392; D20/44; D19/86

CPC ..... A63F 1/10; A47F 7/145

See application file for complete search history.

(57) **CLAIM**

I claim the ornamental design for a playing card holder, as shown and described.

**DESCRIPTION**

FIG. 1 is a Perspective view of a playing card holder showing my new design;

FIG. 2 is a Front view thereof;

FIG. 3 is a Back view thereof;

FIG. 4 is a Right- side view thereof;

FIG. 5 is a Left-side view thereof;

FIG. 6 is a Top view thereof;

FIG. 7 is a Bottom view thereof; and,

FIG. 8 is other front view of a playing card holder showing in my new design.

The broken lines are for the purpose of illustrating portions of the article that form no part of the claim.

(56) **References Cited**

**U.S. PATENT DOCUMENTS**

2,742,292 A \* 4/1956 McDonough ..... A63F 1/10  
273/150

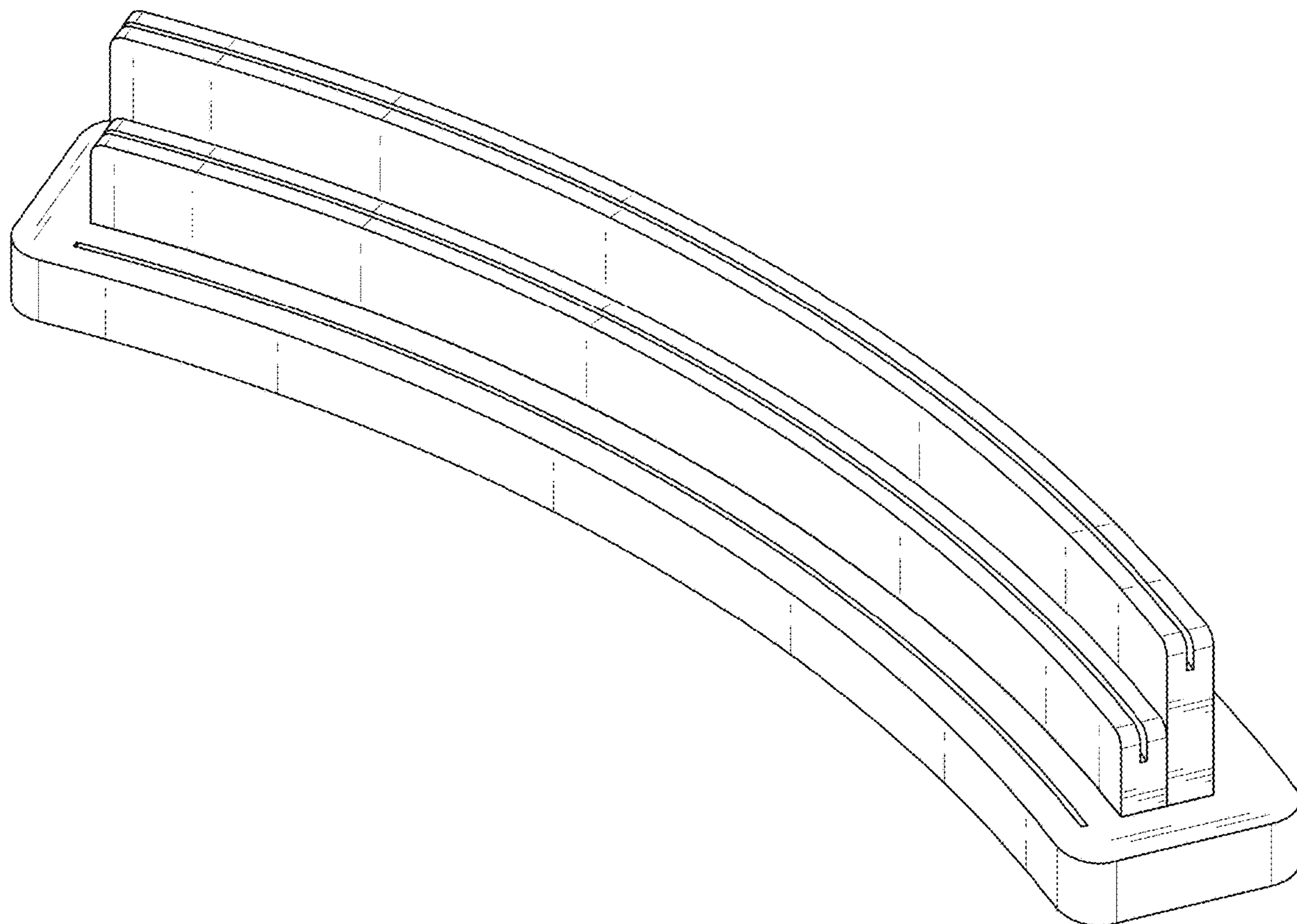
D347,451 S \* 5/1994 Kazakowitz ..... D20/44

D353,412 S \* 12/1994 Bull ..... D21/392

D389,870 S \* 1/1998 Hart ..... D19/86

5,743,527 A \* 4/1998 Harley ..... A63F 1/10  
273/150

**1 Claim, 7 Drawing Sheets**






FIG. 1

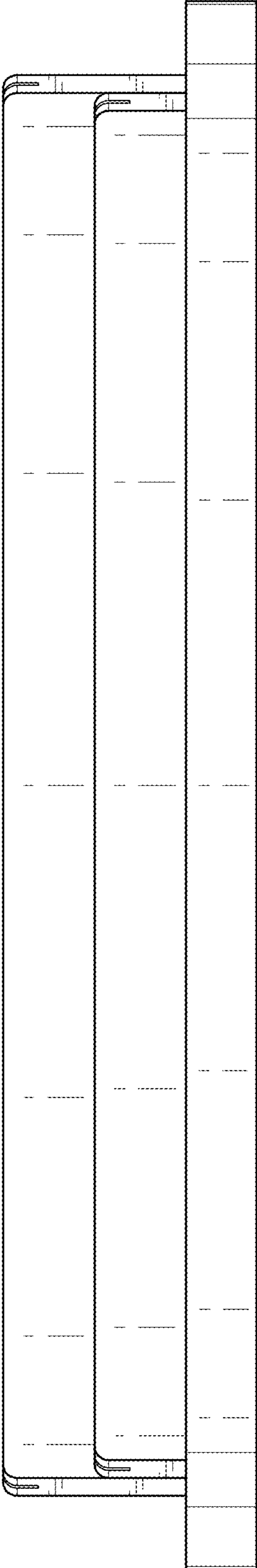


FIG. 2




FIG. 3

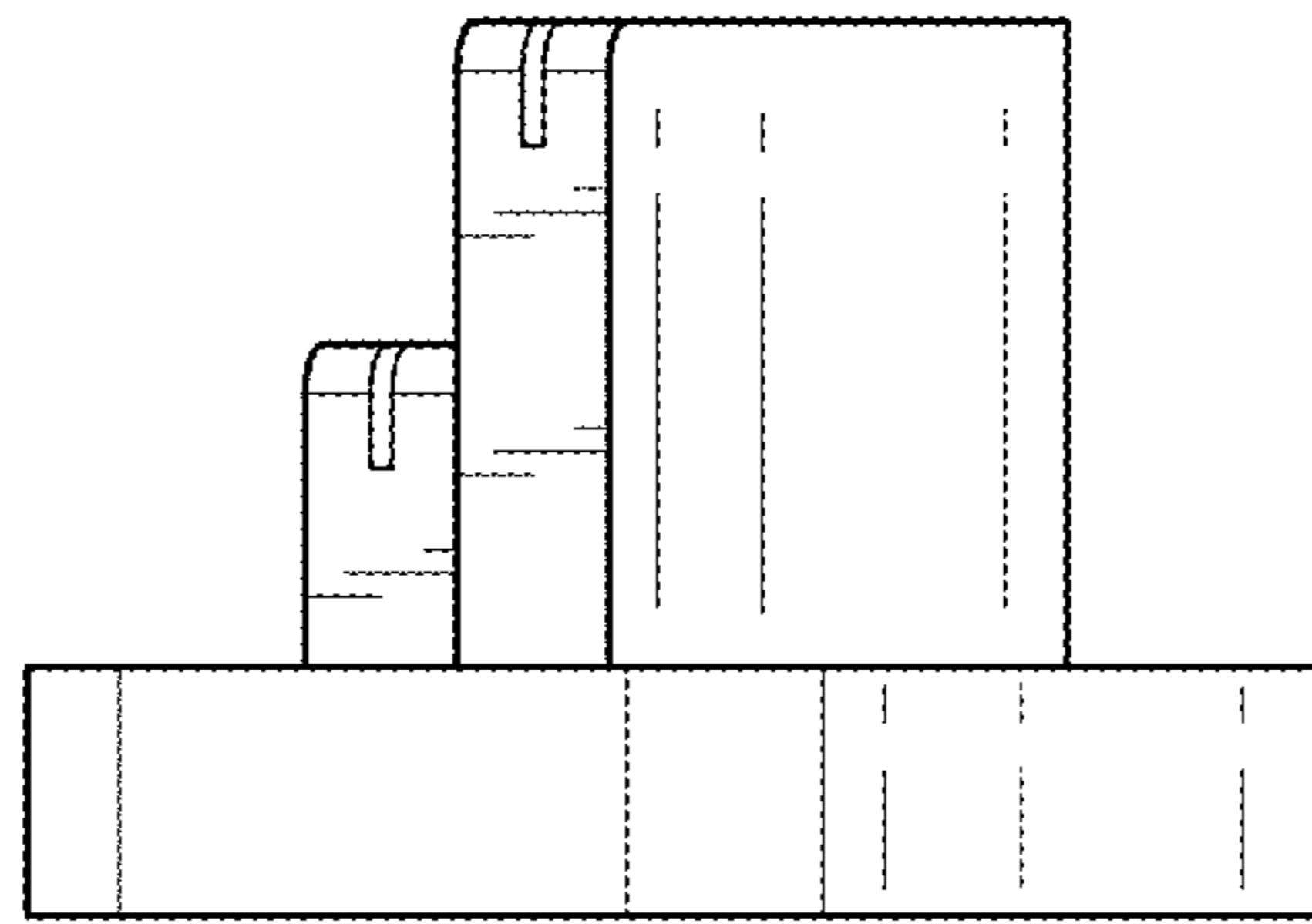


FIG. 4

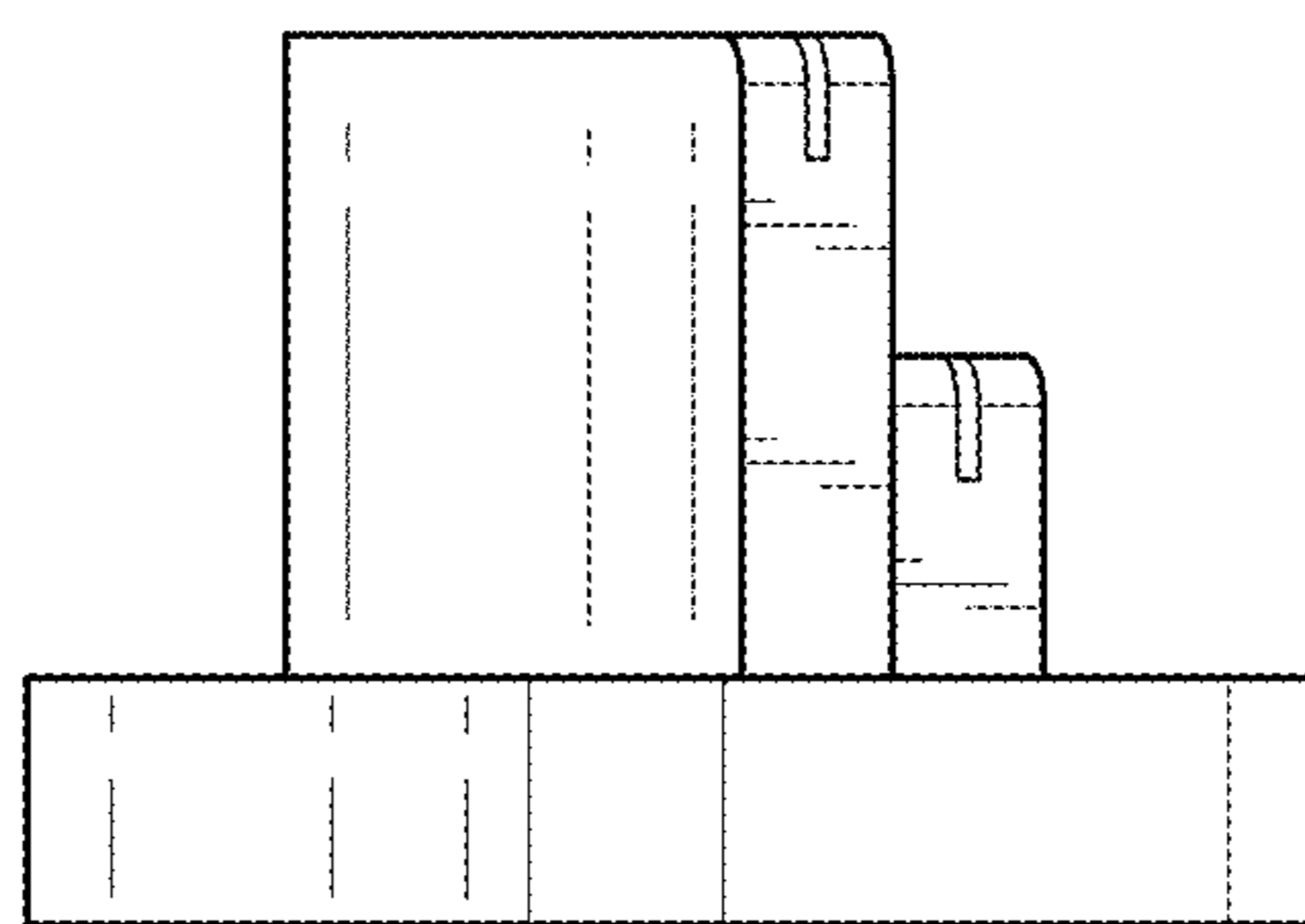


FIG. 5

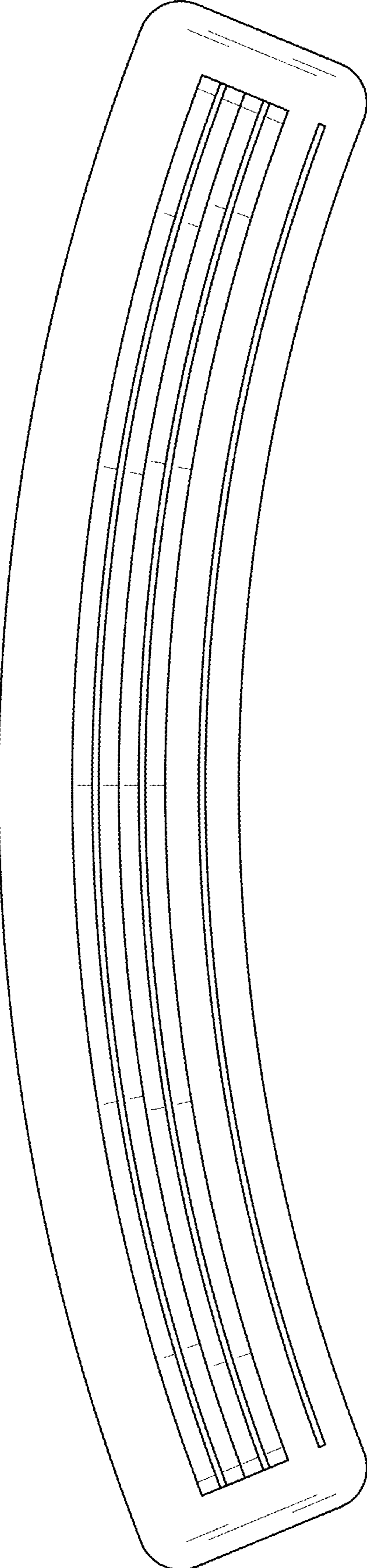


FIG. 6

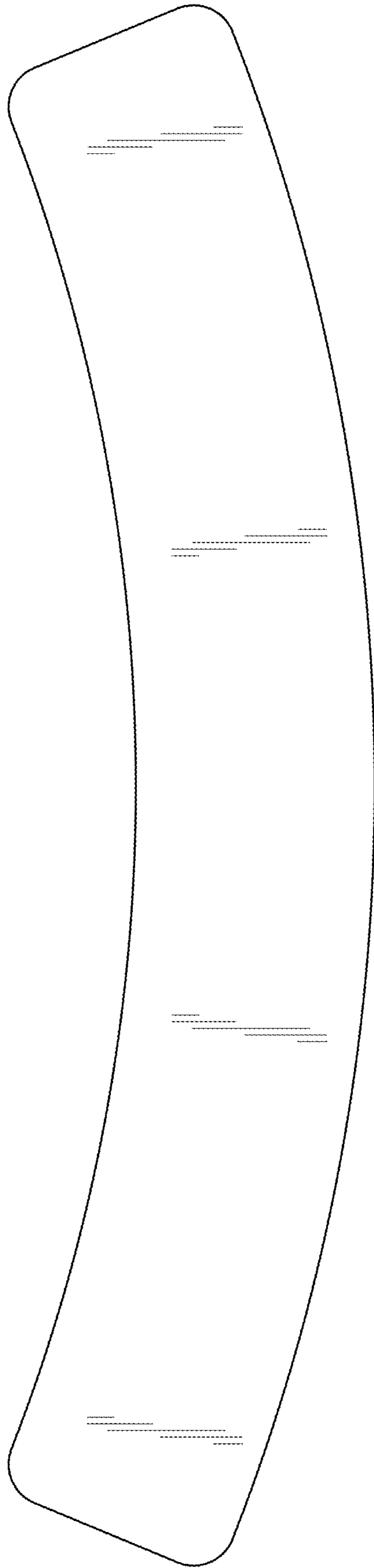


FIG. 7

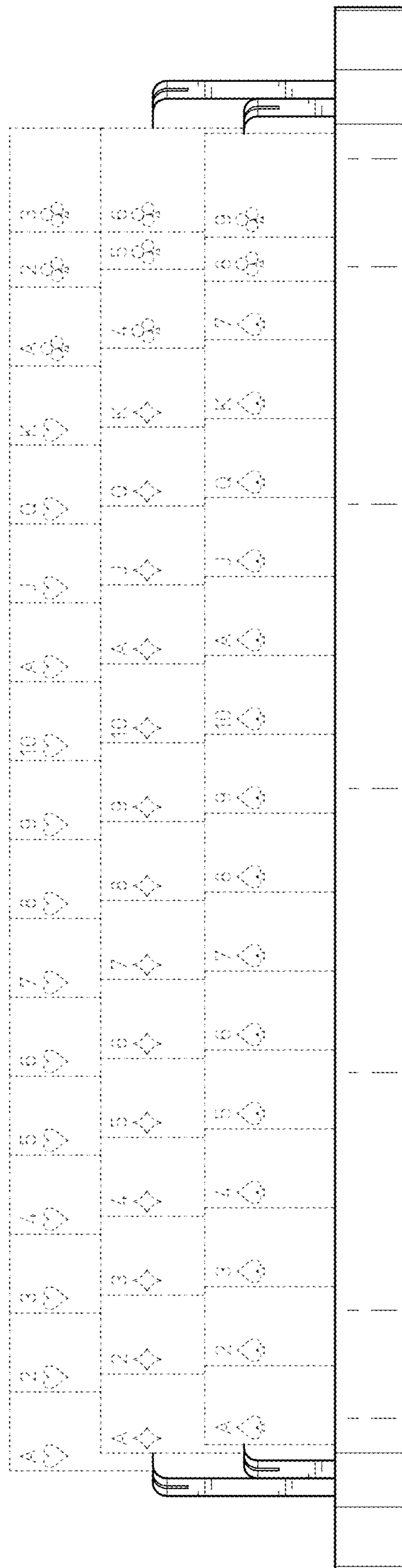


FIG. 8