



US00D900910S

(12) **United States Design Patent** (10) **Patent No.:** **US D900,910 S**
Sjögren et al. (45) **Date of Patent:** **** Nov. 3, 2020**

(54) **BODY-WORN CAMERA**

(71) Applicant: **Axis AB**, Lund (SE)

(72) Inventors: **Jonas Sjögren**, Lund (SE); **Mathias Walter**, Lund (SE); **Newer Wu**, Shanghai (CN); **Leo Leng**, Shanghai (CN)

(73) Assignee: **AXIS AB**, Lund (CH)

(**) Term: **15 Years**

(21) Appl. No.: **29/702,260**

(22) Filed: **Aug. 18, 2019**

(30) **Foreign Application Priority Data**

Feb. 27, 2019 (EM) 006269148

(51) **LOC (12) Cl.** **16-01**

(52) **U.S. Cl.**
USPC **D16/218**

(58) **Field of Classification Search**
USPC D16/200, 202–205, 208, 218, 219;
D14/125, 496, 507; 348/373–376;
396/535, 539–541

CPC G03B 15/03; G03B 17/02; G03B 17/04;
G03B 17/56; G03B 19/04; H04N 5/2251;
H04N 5/2252; H04N 5/2253; H04N
5/2254; H04N 2101/00

See application file for complete search history.

(56) **References Cited**

U.S. PATENT DOCUMENTS

6,950,142 B2 * 9/2005 Soumi H04N 5/232
348/375
D616,901 S * 6/2010 Ward D14/507
D638,458 S * 5/2011 Miyamori D16/202
D641,771 S * 7/2011 Sasaki D16/202
D725,691 S * 3/2015 De Rosa D16/202

D729,295 S * 5/2015 Onruang D16/202
D747,379 S * 1/2016 Onruang D16/202
D754,767 S * 4/2016 Sandy D16/202
D755,272 S * 5/2016 Patulski D16/202
D794,695 S * 8/2017 Zhang D16/218
D797,836 S * 9/2017 Li D16/218
D802,644 S * 11/2017 Lee D16/202
D818,513 S * 5/2018 Girotti D16/202
D849,078 S * 5/2019 Girotti D16/202
D865,844 S * 11/2019 Jalala D16/218
D867,427 S * 11/2019 Bai D16/210
D868,132 S * 11/2019 Lee D16/218
D876,518 S * 2/2020 Tran D16/218
D887,478 S * 6/2020 Brickner D16/218

(Continued)

OTHER PUBLICATIONS

AXON Body 3: The Power to See Truth in the Moment, Copyright 2018, 2 pages.

AXON Body 3: The Connected Camera is Here, 2018, 1 page.

Primary Examiner — Ramzi S Almatrahi

(74) *Attorney, Agent, or Firm* — Tucker Ellis LLP

(57) **CLAIM**

The ornamental design for a body-worn camera, as shown and described.

DESCRIPTION

FIG. 1 is a top, front and left side perspective view of a body-worn camera showing our new design;

FIG. 2 is a front view thereof;

FIG. 3 is a rear view thereof;

FIG. 4 is a left side view thereof;

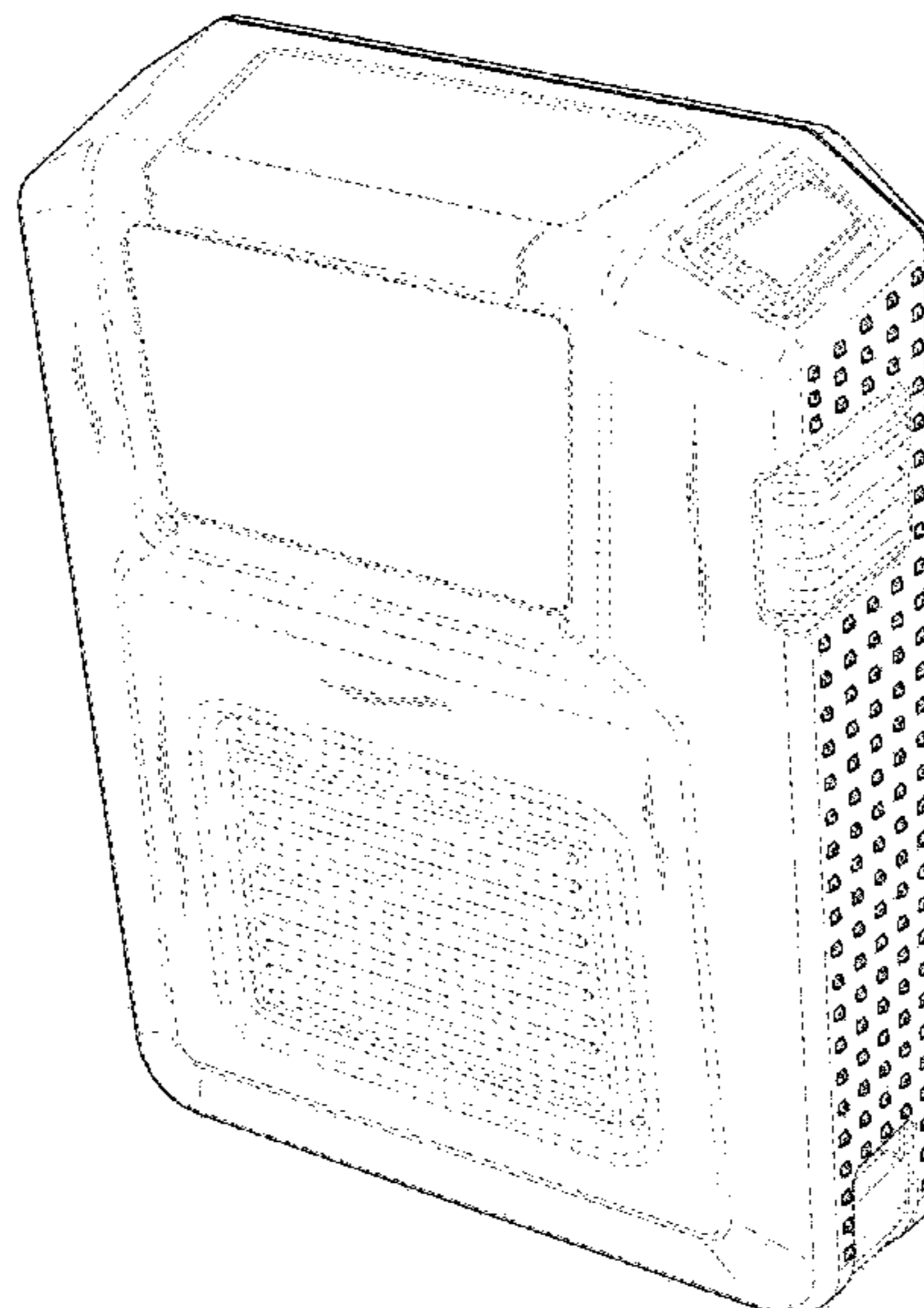
FIG. 5 is a right side view thereof;

FIG. 6 is a top view thereof; and,

FIG. 7 is a bottom view thereof.

The broken lines are for the purpose of illustrating portions of the body-worn camera and form no part of the claimed design.

1 Claim, 5 Drawing Sheets



(56)

References Cited

U.S. PATENT DOCUMENTS

2013/0038728 A1* 2/2013 Kim H04N 5/2256
348/143

* cited by examiner




FIG. 1

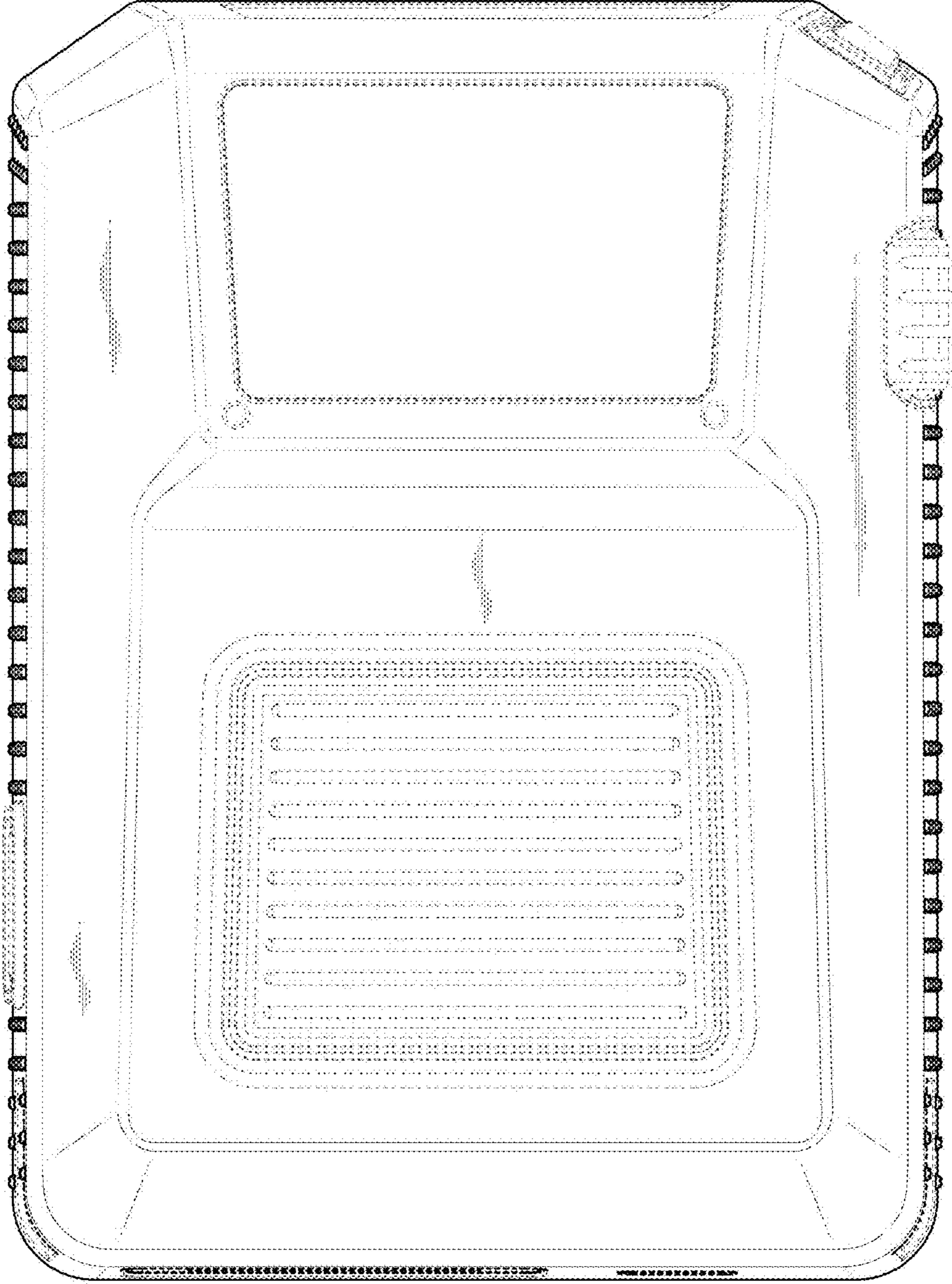


FIG. 2

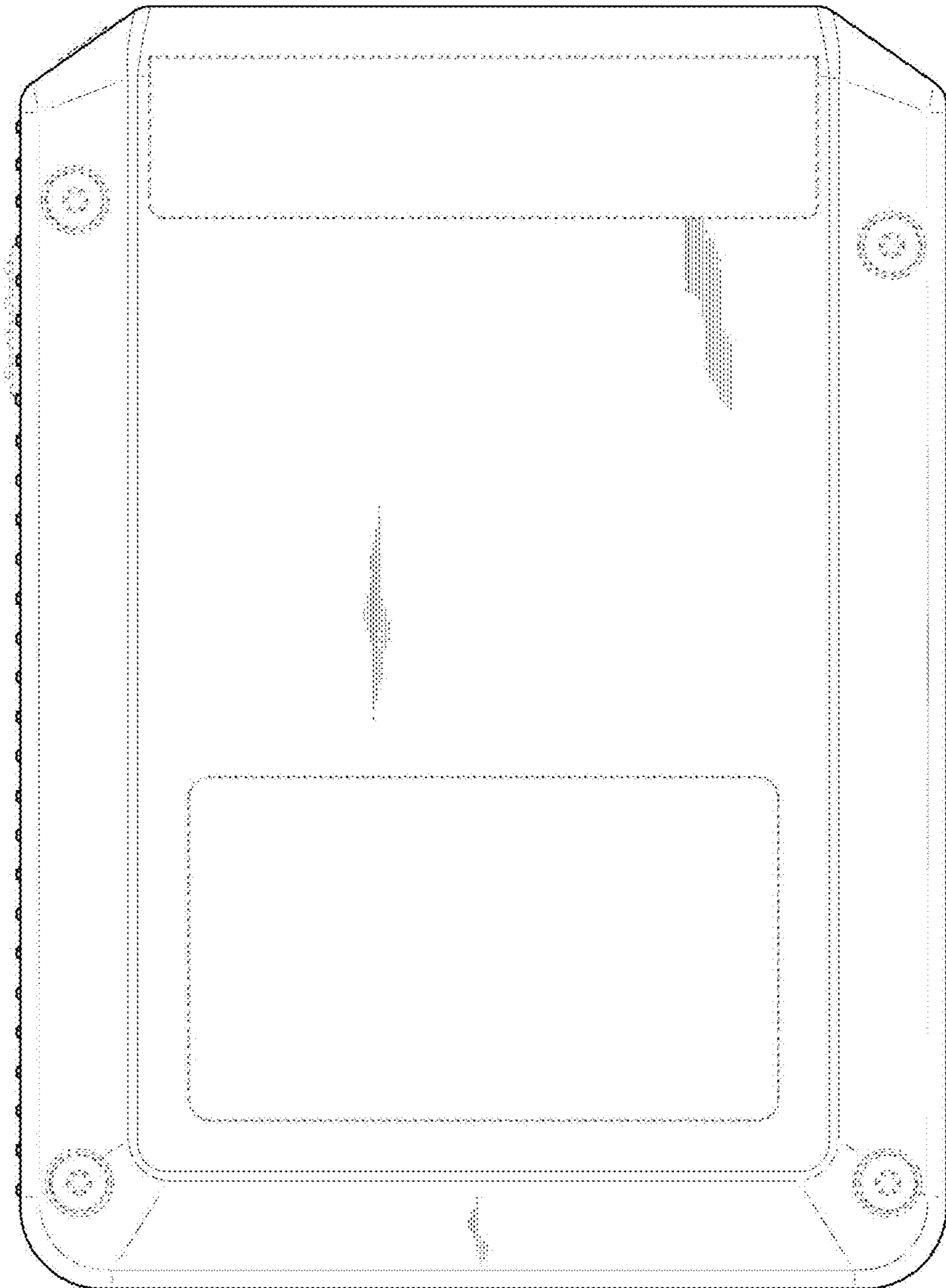


FIG. 3

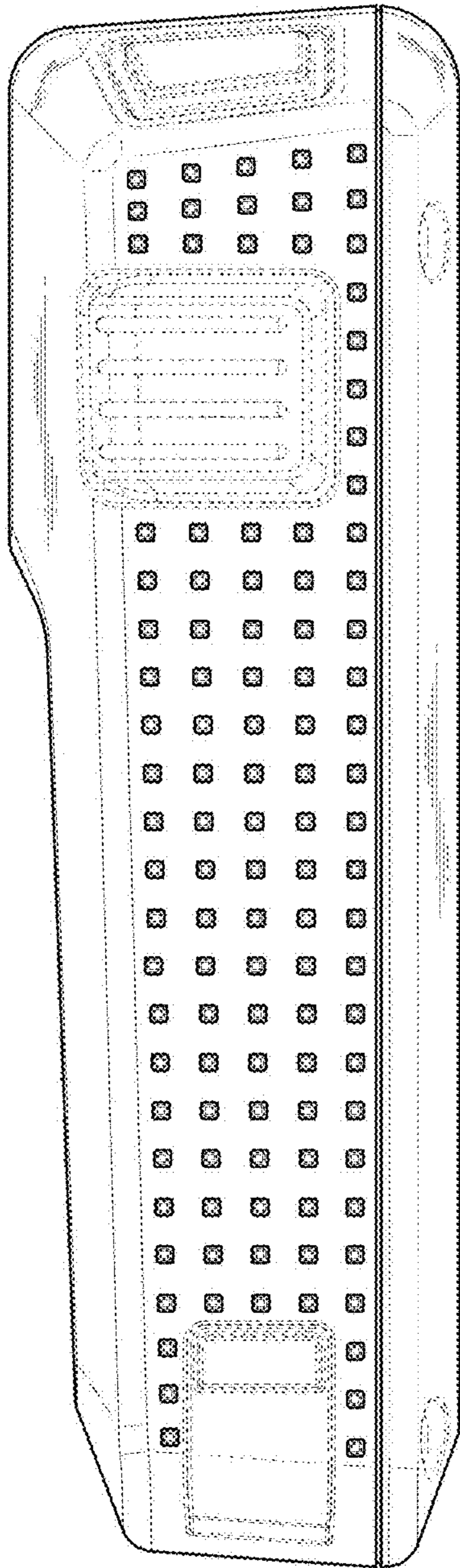


FIG. 4

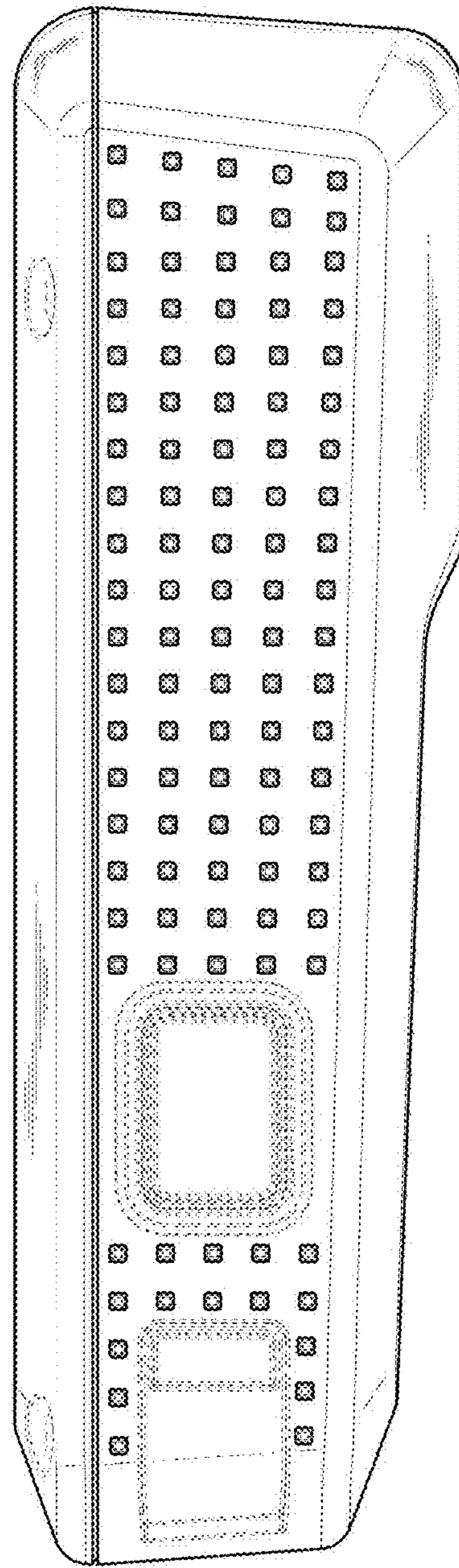


FIG. 5



FIG. 6




FIG. 7