



US00D900885S

(12) **United States Design Patent** (10) **Patent No.:** **US D900,885 S**  
**Kuboushek et al.** (45) **Date of Patent:** **\*\* Nov. 3, 2020**

(54) **PLANTER**

(71) Applicant: **CNH Industrial America LLC**, New Holland, PA (US)  
 (72) Inventors: **Brandon Kuboushek**, New Lenox, IL (US); **Jacob Weis**, Bolingbrook, IL (US); **Monte DeKam**, Westmont, IL (US); **Austin McLuckie**, Coal City, IL (US); **Michael Connors**, Lockport, IL (US); **Brian Anderson**, Yorkville, IL (US)  
 (73) Assignee: **CNH Industrial America LLC**, New Holland, PA (US)  
 (\*\*) Term: **15 Years**  
 (21) Appl. No.: **29/690,821**

(22) Filed: **May 10, 2019**  
 (51) **LOC (12) Cl.** ..... **15-03**  
 (52) **U.S. Cl.**  
 USPC ..... **D15/27**  
 (58) **Field of Classification Search**  
 USPC ..... D15/10, 12, 27, 28; 56/15.8, 15.9; 172/311, 210, 466, 484, 456, 481, 605, 172/626, 776, 507; 280/411.1, 412, 413, 280/415 A, 415 R, 482, 656  
 CPC ..... A01B 73/065; A01B 73/005; A01B 73/00; A01B 73/02; A01B 73/04; A01B 73/06; A01B 49/06; A01B 49/00; A01B 61/044; A01B 61/048; A01B 5/04; A01B 49/027; A01B 73/046; A01B 73/048; A01B 63/002; A01B 63/14; A01B 63/32; A01B 63/118; A01C 7/208; A01C 7/18; A01C 7/00; A01C 7/20; A01C 7/06; A01C 5/064; A01C 5/068; A01C 7/203; A01C 7/205; A01C 7/206; Y10S 111/921; Y10S 111/923; Y10S 111/924; Y10S 111/925  
 See application file for complete search history.

(56) **References Cited**

U.S. PATENT DOCUMENTS

4,396,070	A *	8/1983	Brandner .....	A01B 61/046 172/572
5,535,688	A *	7/1996	Kaufman .....	A01B 73/067 111/52
D469,782	S *	2/2003	Paluch .....	D15/10
D629,426	S *	12/2010	Prickel .....	D15/27
D629,427	S *	12/2010	Prickel .....	D15/27
D631,068	S *	1/2011	Prickel .....	D15/27
D766,333	S *	9/2016	Anderson .....	D15/28
D847,212	S *	4/2019	Dienst .....	D15/27
D849,801	S *	5/2019	Dienst .....	D15/27
D880,534	S *	4/2020	Kuboushek .....	D15/27
2016/0338258	A1 *	11/2016	Wood .....	A01B 23/04
2017/0273233	A1 *	9/2017	Lykken .....	A01B 73/04
2018/0255695	A1 *	9/2018	Kinzenbaw .....	A01B 73/065

(Continued)

*Primary Examiner* — Mark A Goodwin  
 (74) *Attorney, Agent, or Firm* — Rebecca L. Henkel; Rickard K. DeMille

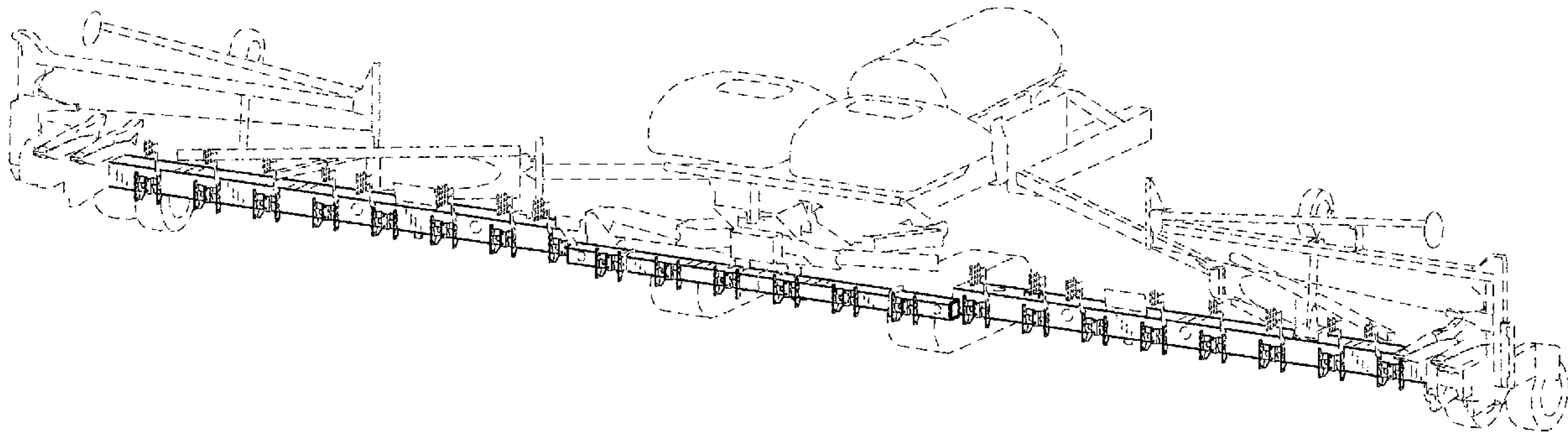
(57) **CLAIM**

The ornamental design for a planter, substantially as shown and described.

**DESCRIPTION**

FIG. 1 is a perspective view of a planter with markers in a retracted position;  
 FIG. 2 is a back view of the planter;  
 FIG. 3 is a front view of the planter;  
 FIG. 4 is a left side view of the planter;  
 FIG. 5 is a right side view of the planter;  
 FIG. 6 is a top view of the planter;  
 FIG. 7 is a bottom view of the planter; and,  
 FIG. 8 is a perspective view of the planter with markers in an extended position.  
 Phantom lines are for illustrative purposes only and form no part of the claimed design.

**1 Claim, 6 Drawing Sheets**



(56)

**References Cited**

U.S. PATENT DOCUMENTS

2019/0327879 A1\* 10/2019 Fanshier ..... A01B 63/32  
2020/0053944 A1\* 2/2020 Sivinski ..... A01C 23/047

\* cited by examiner

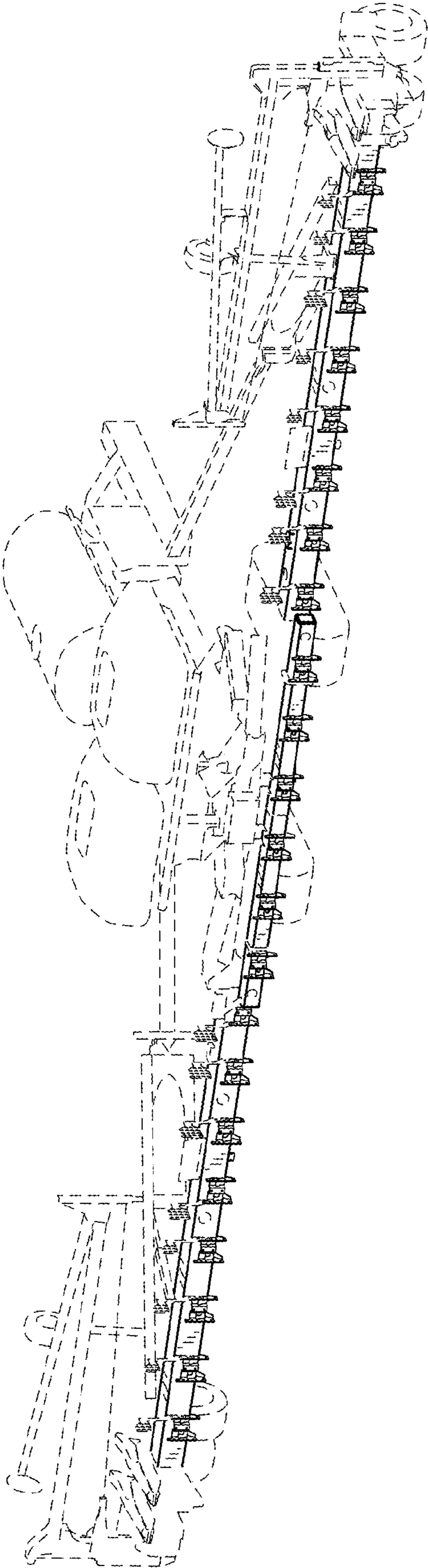


FIG. 1

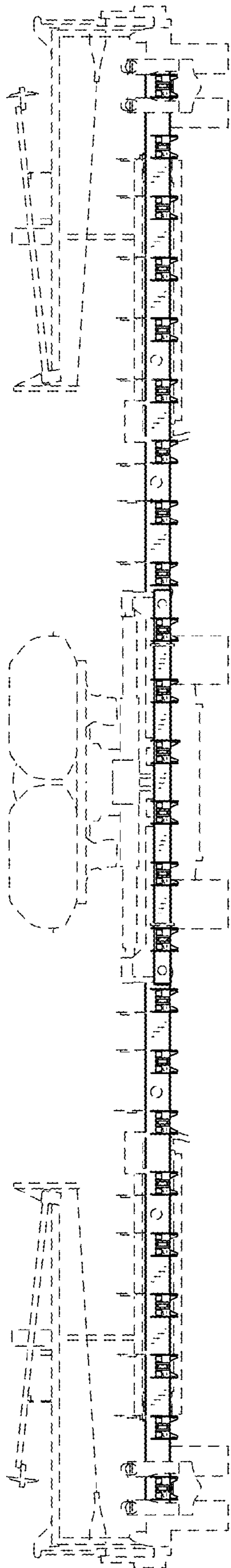


FIG. 2

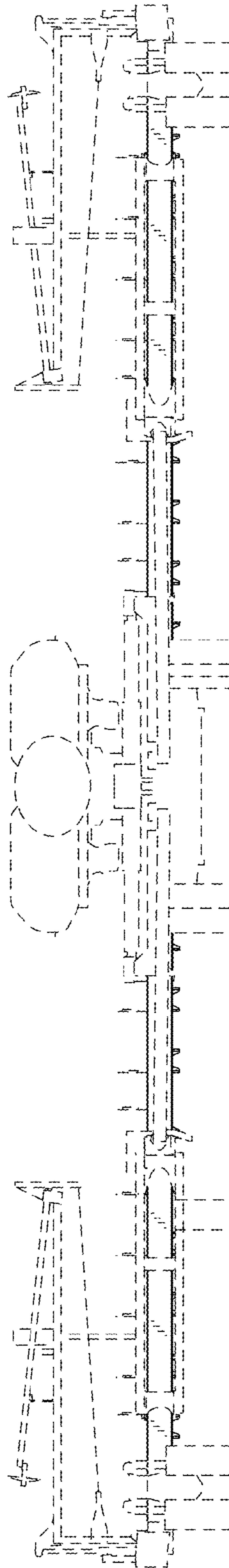


FIG. 3

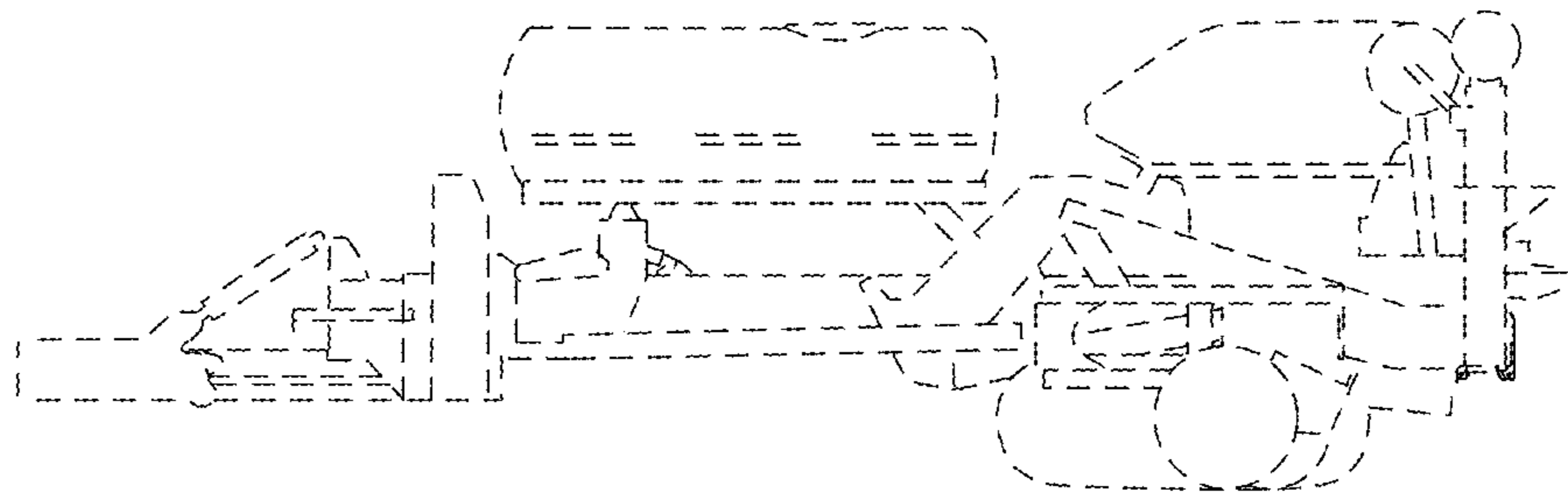


FIG. 4

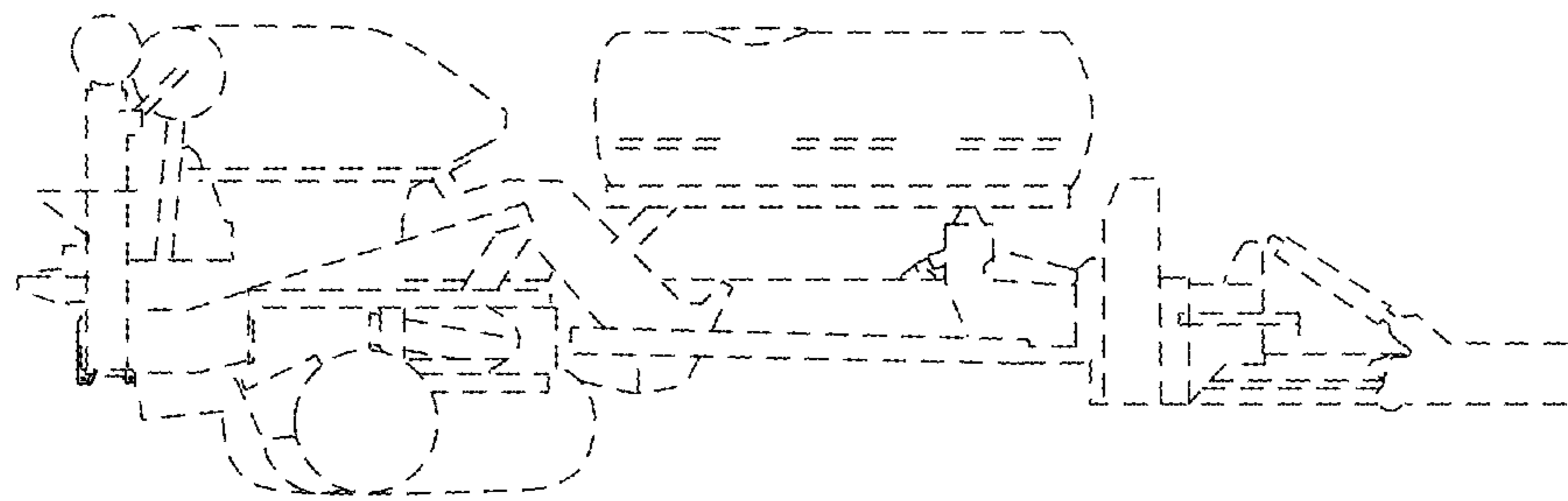


FIG. 5

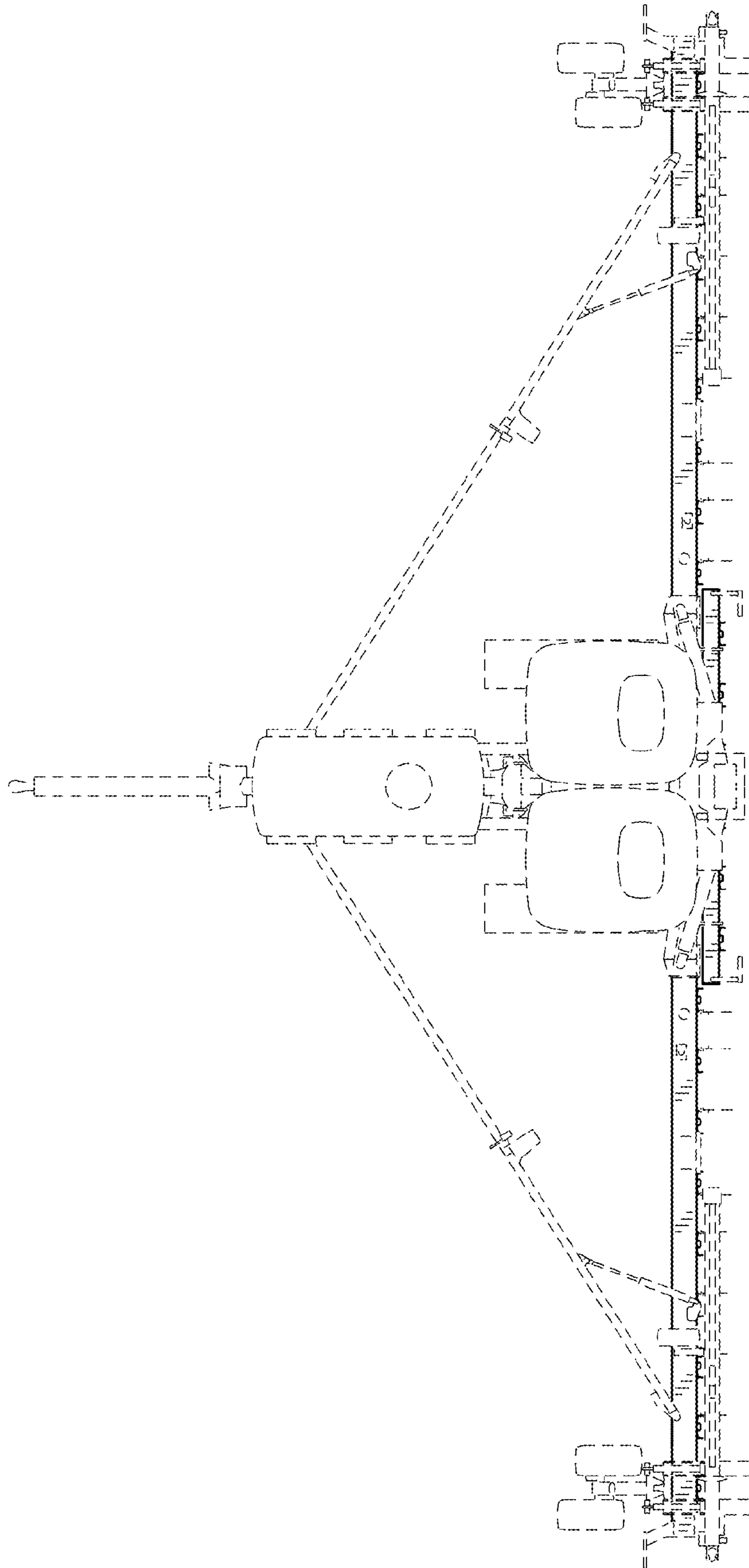


FIG. 6

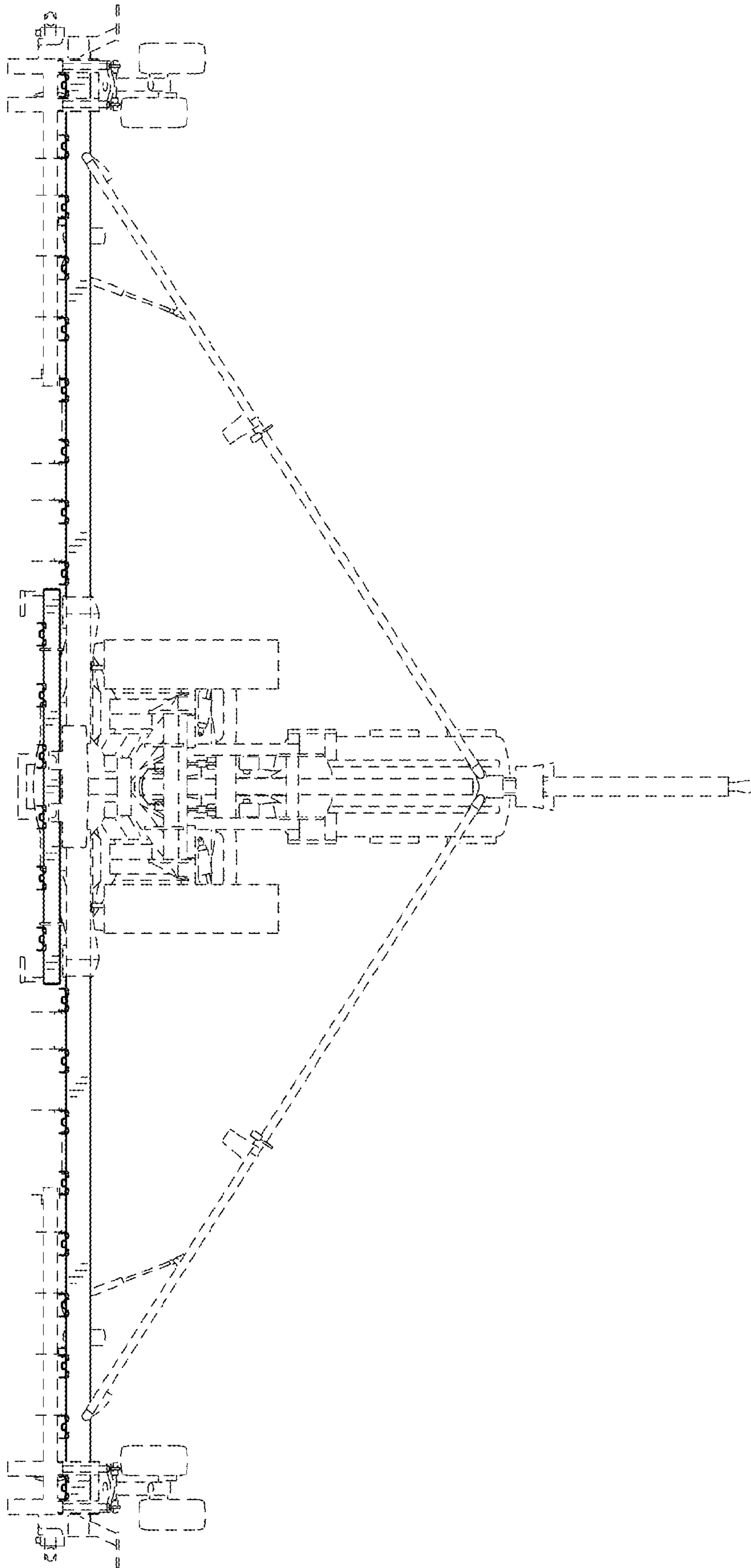


FIG. 7

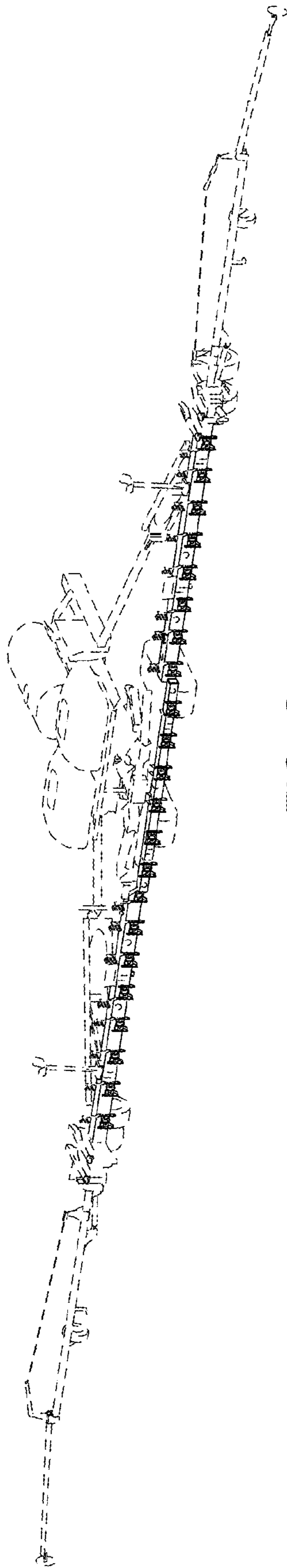


FIG. 8