



US00D900869S

(12) **United States Design Patent**
Wesdorp-Jansen et al.

(10) **Patent No.:** **US D900,869 S**

(45) **Date of Patent:** **** Nov. 3, 2020**

(54) **DISPLAY PANEL OF AN ELECTRONIC DEVICE WITH A COMPUTER GENERATED ICON**

(71) Applicant: **TomTom International B.V.**,
Amsterdam (NL)

(72) Inventors: **Natalie Wesdorp-Jansen**, London (GB); **Eveline Anna Kleinjan**, London (GB); **Marco Bakker**, Enkhuizen (NL)

(73) Assignee: **TOMTOM INTERNATIONAL, B.V.**,
Amsterdam (NL)

(**) Term: **15 Years**

(21) Appl. No.: **29/695,076**

(22) Filed: **Jun. 14, 2019**

Related U.S. Application Data

(62) Division of application No. 29/575,427, filed on Aug. 25, 2016, now Pat. No. Des. 855,650.

(51) **LOC (12) Cl.** **14-04**

(52) **U.S. Cl.**
USPC **D14/489; D14/490; D14/491**

(58) **Field of Classification Search**
USPC **D14/485-495**
CPC **G06F 3/048-04897**
See application file for complete search history.

(56) **References Cited**

U.S. PATENT DOCUMENTS

D549,727 S *	8/2007	Haldimann	D14/491
D600,703 S *	9/2009	LaManna	D14/492
D660,867 S *	5/2012	Marchetti	D14/486
D679,726 S *	4/2013	Kobayashi	D14/489
D714,327 S *	9/2014	Wood	D14/485
D714,329 S *	9/2014	Wood	D14/485
D716,820 S *	11/2014	Wood	D14/485
D716,821 S *	11/2014	Wood	D14/485
D725,145 S *	3/2015	Johnson	D14/491

D738,400 S *	9/2015	Bang	D14/490
D738,889 S *	9/2015	Balles	D14/485
D745,555 S *	12/2015	Myung	D14/489
D747,351 S *	1/2016	Lee	D14/492
D757,796 S *	5/2016	Kurz	D14/489
D762,239 S *	7/2016	Seo	D14/488

(Continued)

OTHER PUBLICATIONS

TomTom Spark 3, Runner 3 and Adventure fitness GPS watches debut at IFA, by Shane McGlaun, dated Sep. 1, 2016, slashgear.com [online]. Retrieved Feb. 29, 2020 from internet <URL:https://www.slashgear.com/tomtom-spark-3-runner-3-adventurer-and-touch-sports-gps-watches-debut-at-ifa-2016-01454282/> (Year: 2016).*

Primary Examiner — Cathron C Brooks
Assistant Examiner — Andrew T Nemeth

(57) **CLAIM**

The ornamental design for a display panel of an electronic device with a computer generated icon, as shown and described.

DESCRIPTION

FIG. 1 shows a front view of a first embodiment of a display panel of an electronic device with a computer generated icon;

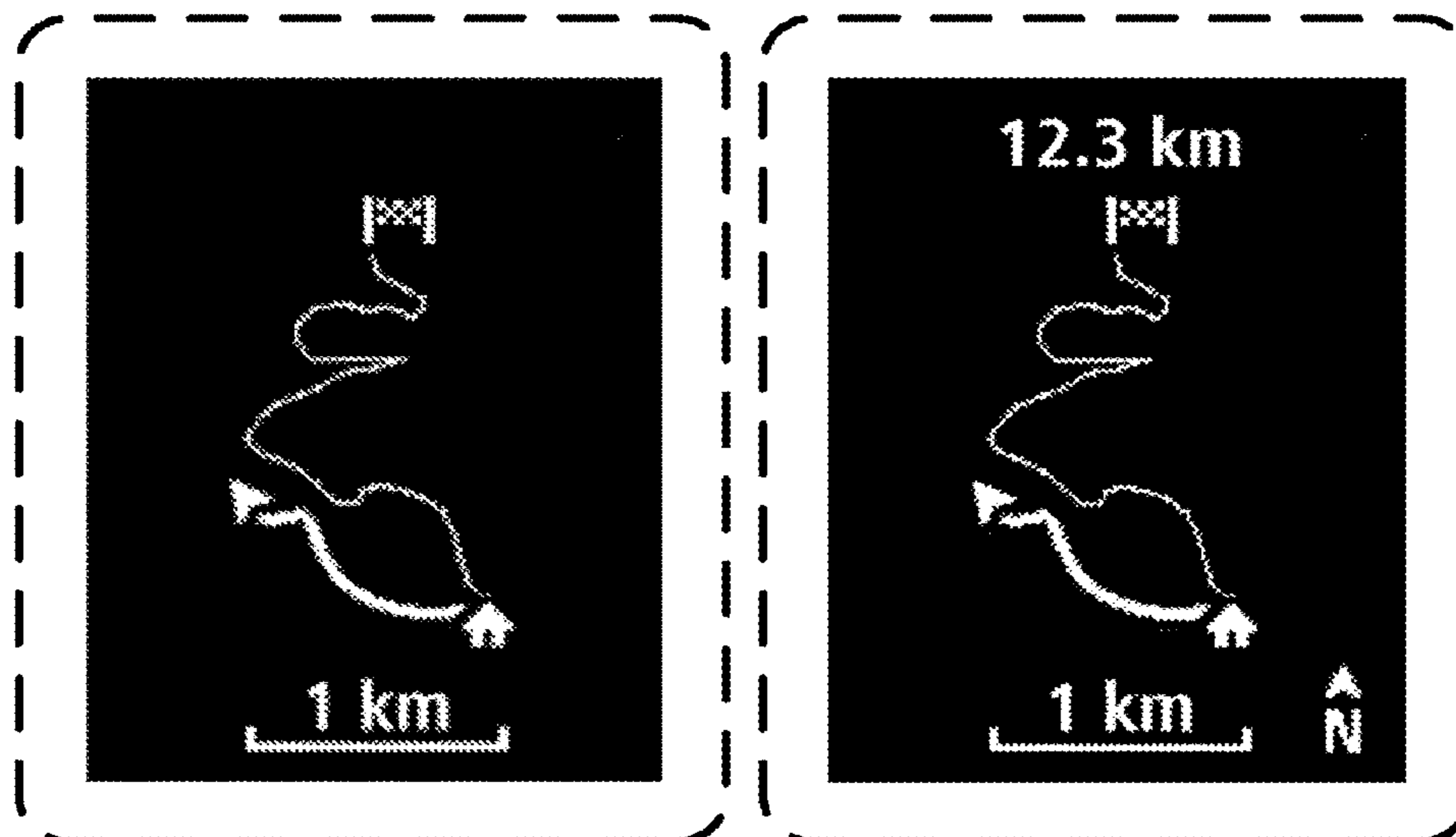
FIG. 2 shows a front view of a second embodiment of the display panel of the electronic device with the computer generated icon;

FIG. 3 shows a front view of a third embodiment of the display panel of the electronic device with the computer generated icon; and,

FIG. 4 shows a front view of a fourth embodiment of the display panel of the electronic device with the computer generated icon.

The broken line shown in FIGS. 1-4 are for the purpose of illustrating an electronic device and form no part of the claimed design.

1 Claim, 4 Drawing Sheets



(56)

References Cited

U.S. PATENT DOCUMENTS

D767,623	S *	9/2016	Lee	D14/485
D769,935	S *	10/2016	Hall	D14/489
D786,898	S *	5/2017	Hall	D14/486
D789,420	S *	6/2017	Hausman	D14/492
D791,175	S *	7/2017	Hall	D14/489
D792,440	S *	7/2017	Butcher	D14/486
D797,801	S *	9/2017	Hausman	D14/492
D800,771	S *	10/2017	Hausman	D14/492
D809,527	S *	2/2018	Hall	D14/485
D835,154	S *	12/2018	Hausman	D14/490
D837,823	S *	1/2019	Morgan	D14/488
D843,382	S *	3/2019	Shadforth	D14/485
D849,790	S *	5/2019	Hausman	D14/492
D849,791	S *	5/2019	Hausman	D14/492
D855,650	S *	8/2019	Wesdorp-Jansen	D14/489
D861,034	S *	9/2019	Hausman	D14/490
2010/0325547	A1 *	12/2010	Keng	G11B 27/034 715/723
2012/0159380	A1 *	6/2012	Kocienda	G06F 3/04886 715/783
2019/0220133	A1 *	7/2019	Han	G06F 3/0416

* cited by examiner

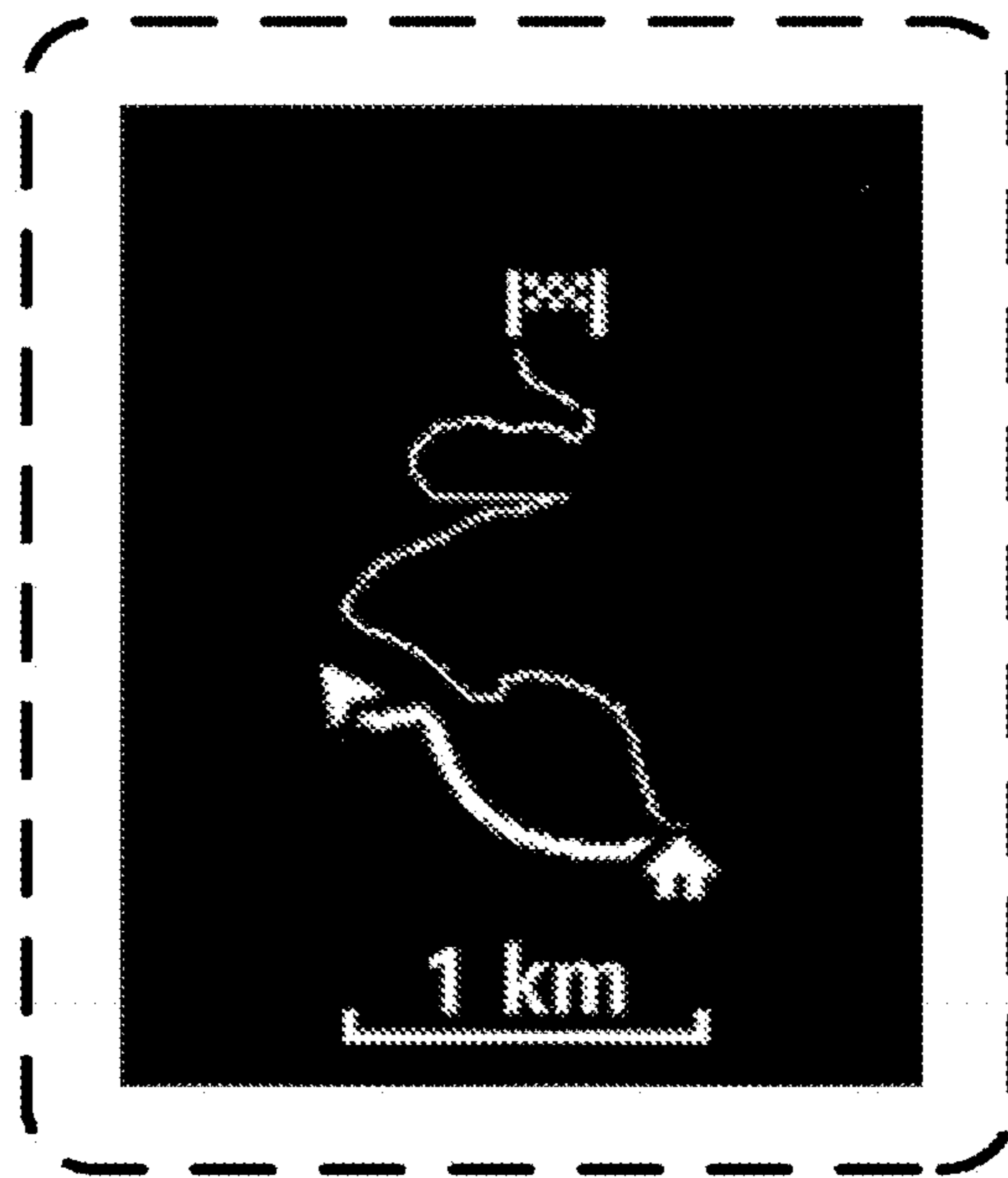


FIG. 1

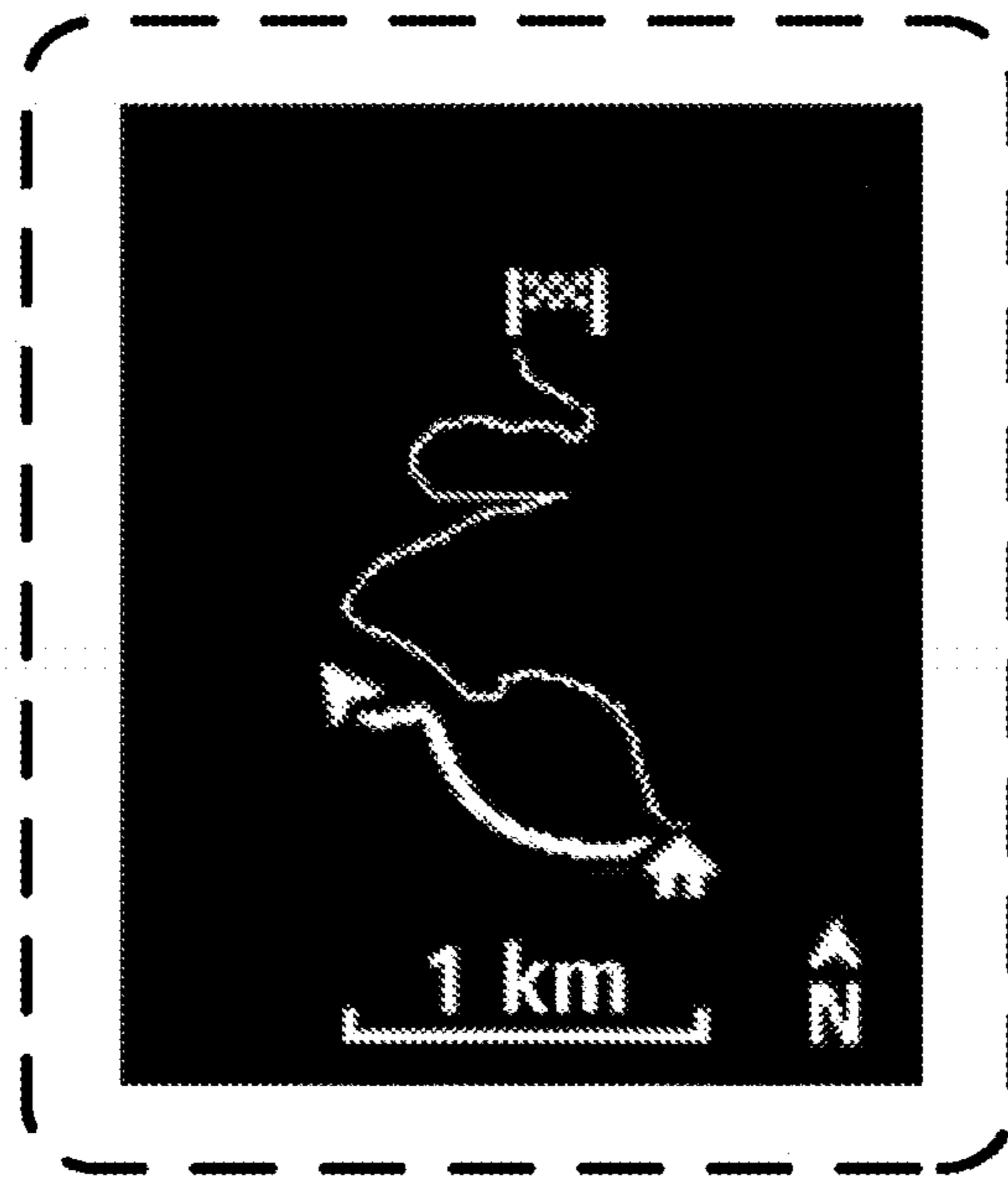


FIG. 2

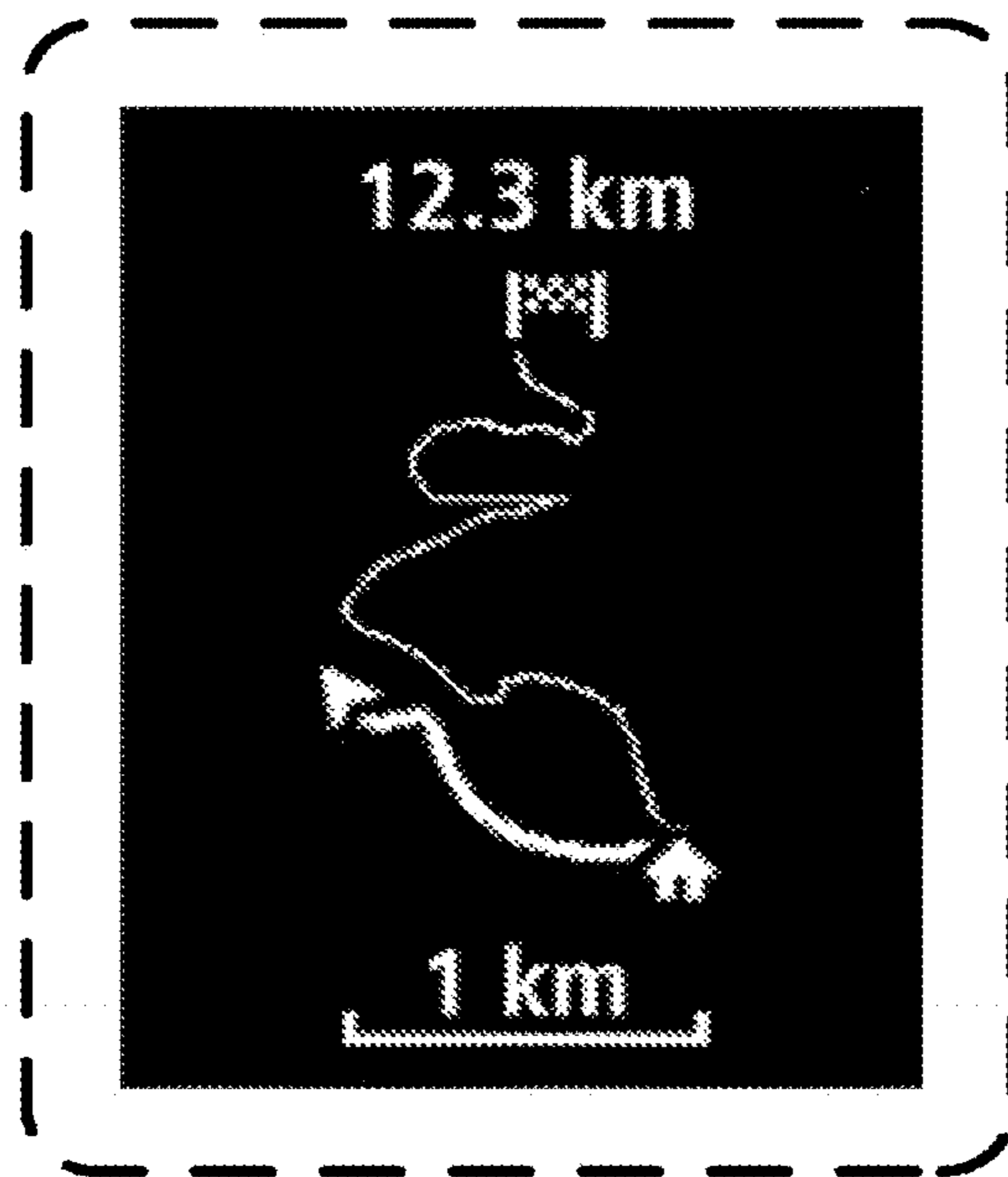


FIG. 3

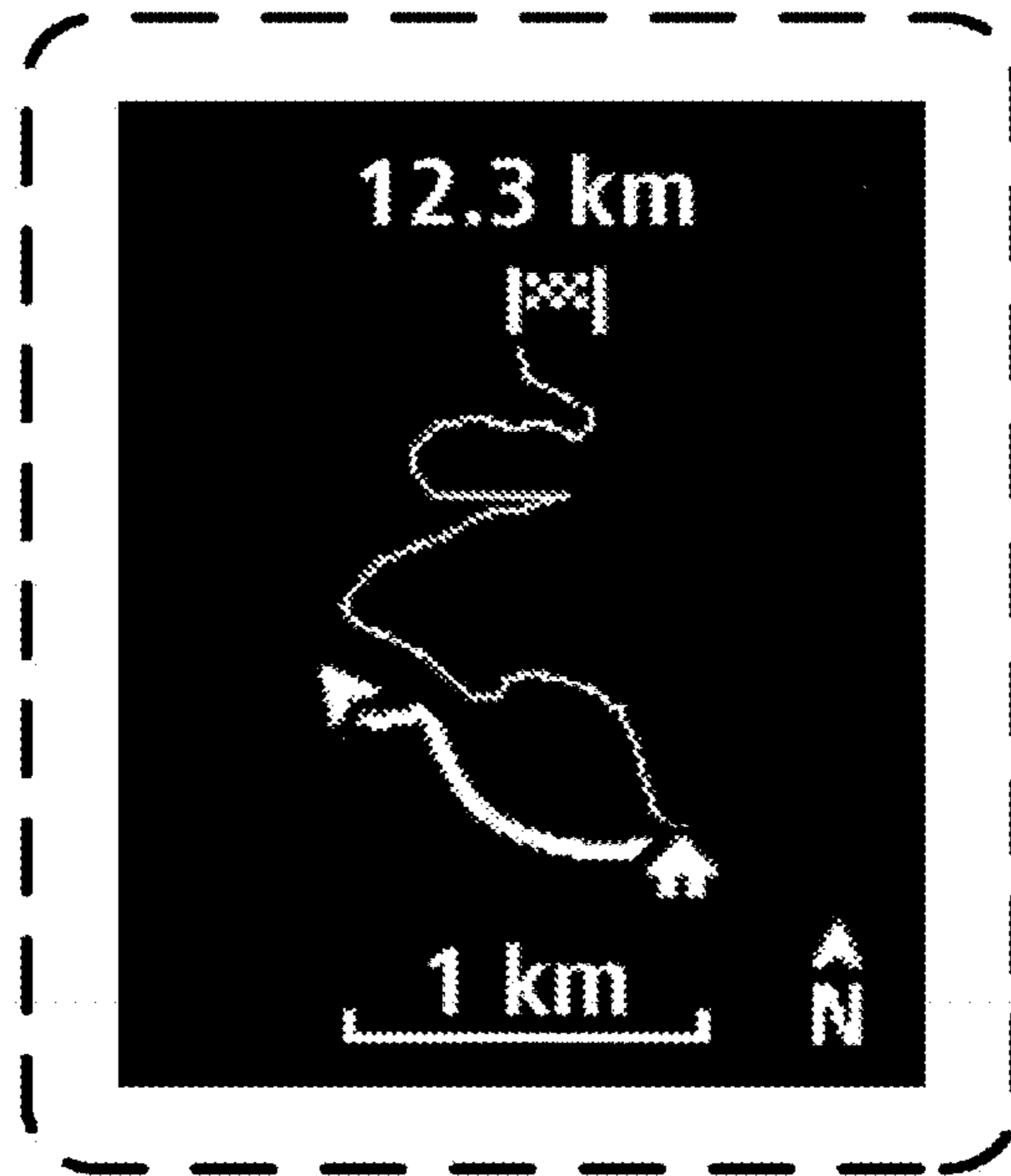


FIG. 4