



US00D900790S

(12) **United States Design Patent** (10) **Patent No.:** **US D900,790 S**
Dawson et al. (45) **Date of Patent:** **** Nov. 3, 2020**

(54) **MOUNTING CLIP**

(71) Applicants: **Dony Dawson**, Arlington, TX (US);
Jeffrey R. Weilert, Arlington, TX (US);
Stephen Savoie, Arlington, TX (US)

(72) Inventors: **Dony Dawson**, Arlington, TX (US);
Jeffrey R. Weilert, Arlington, TX (US);
Stephen Savoie, Arlington, TX (US)

(**) Term: **15 Years**

(21) Appl. No.: **29/691,302**

(22) Filed: **May 15, 2019**

(51) **LOC (12) Cl.** **14-01**

(52) **U.S. Cl.**
USPC **D14/224**

(58) **Field of Classification Search**
USPC D8/14, 71, 72, 349, 354, 355, 371, 380,
D8/381, 382, 394, 396, 399, 499;
D14/224, 224.1; D23/259-262
CPC . E04B 9/067; E04B 9/068; E04B 9/12; E04B
9/18; E04B 9/30; E04B 2009/062; E04C
2003/0413; E04C 2003/0439; E04C
2003/046

See application file for complete search history.

(56) **References Cited**

U.S. PATENT DOCUMENTS

D236,428 S * 8/1975 Stewart D8/399
D263,928 S * 4/1982 Dewey 411/531

D623,727 S * 9/2010 Mjelde D23/261
D623,728 S * 9/2010 Mjelde D23/261
D662,089 S * 6/2012 Gougherty D14/224
D742,210 S * 11/2015 Carrubba D8/382
D846,008 S * 4/2019 Geldenhuys D15/138
D864,920 S * 10/2019 Chong D14/224
D867,121 S * 11/2019 Zalme D8/394
D867,520 S * 11/2019 Erfan D23/209
D871,559 S * 12/2019 Greskovich D23/261
D873,973 S * 1/2020 Meyers D23/261
D874,617 S * 2/2020 Chen D23/261
D874,618 S * 2/2020 Brill D23/261
D883,449 S * 5/2020 Newcomb D23/259

* cited by examiner

Primary Examiner — Mark A Goodwin
Assistant Examiner — Benjamin M Weeks

(57) **CLAIM**

The ornamental design for a mounting clip, as shown and described.

DESCRIPTION

FIG. 1 is an isometric view of a mounting clip showing our new design.

FIG. 2 is a front view of the mounting clip.

FIG. 3 is a back view of the mounting clip.

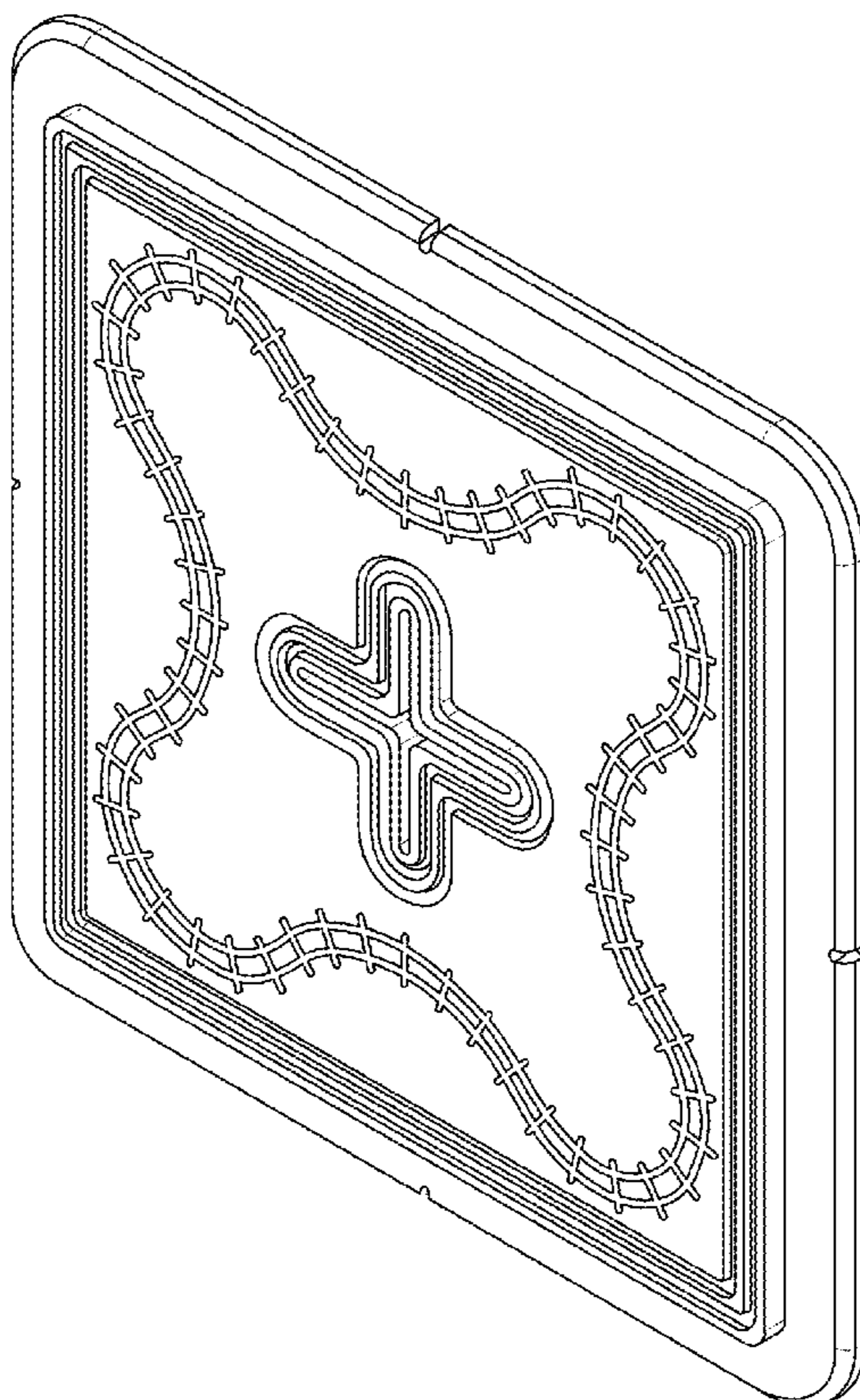
FIG. 4 is a left view of the mounting clip.

FIG. 5 is a right view of the mounting clip.

FIG. 6 is a top view of the mounting clip; and,

FIG. 7 is a bottom view of the mounting clip.

1 Claim, 5 Drawing Sheets



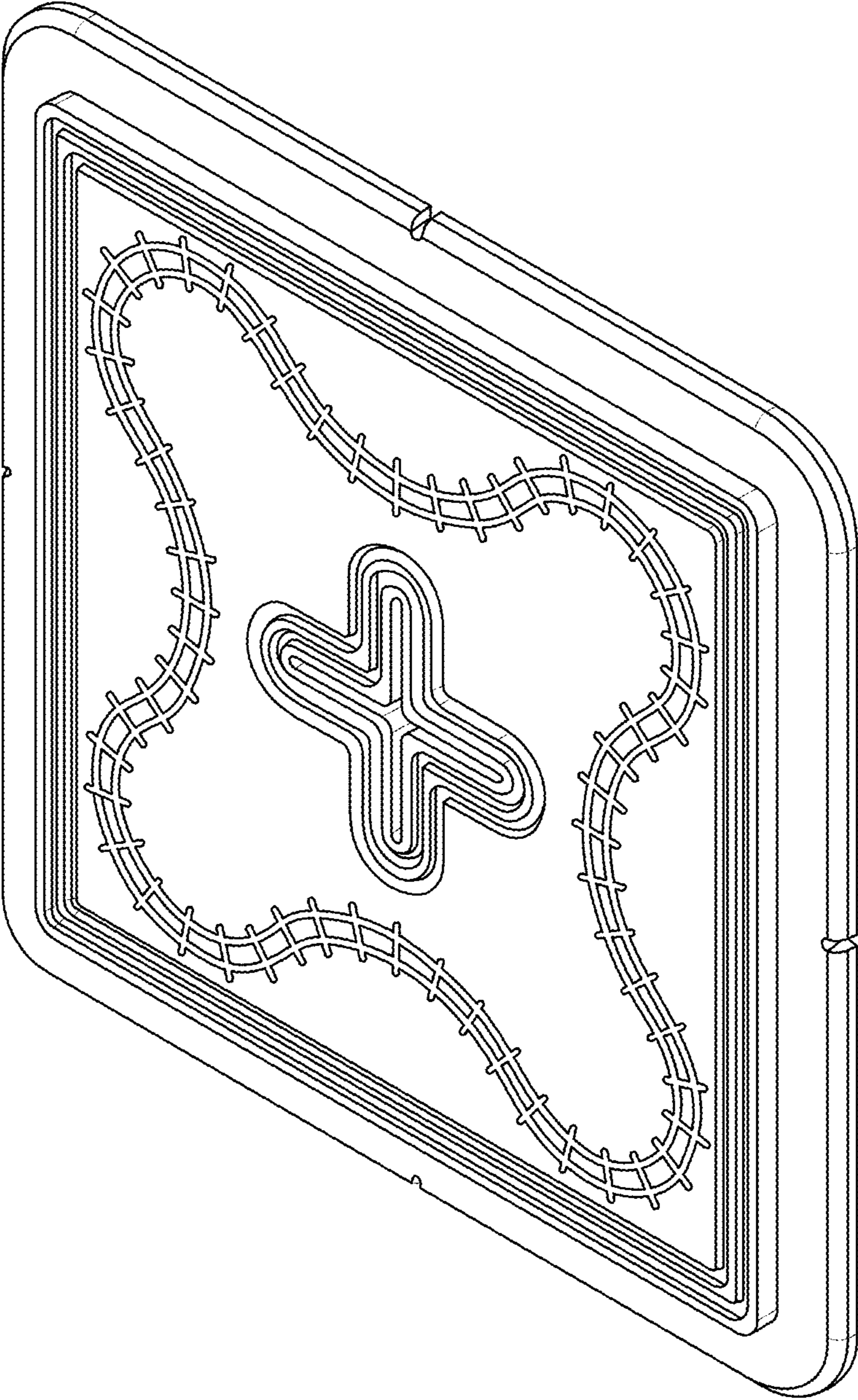


FIG. 1




FIG. 2

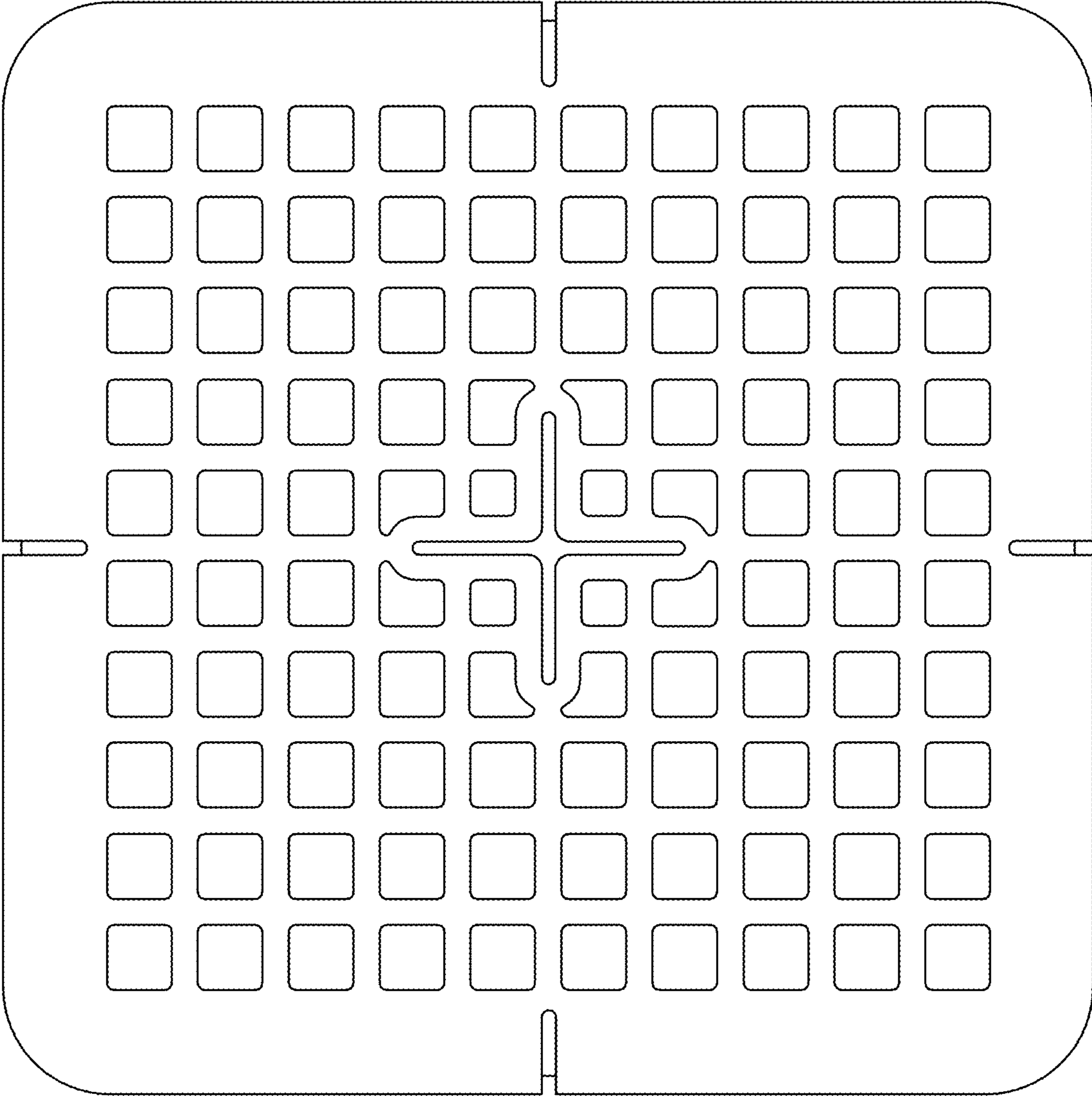


FIG. 3



FIG. 4

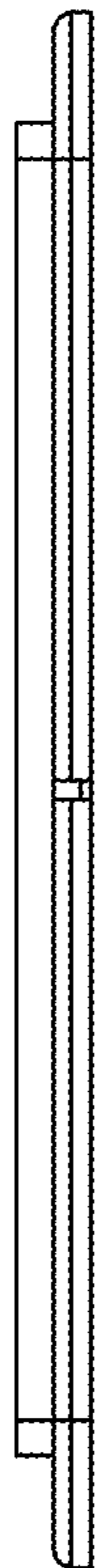


FIG. 5

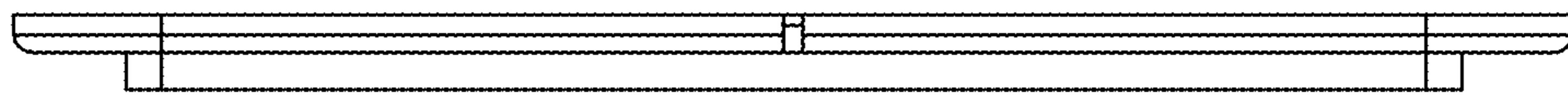


FIG. 6

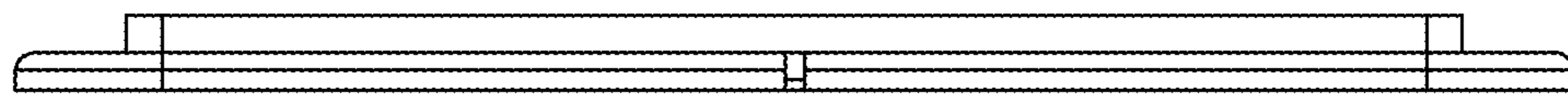


FIG. 7