



US00D900734S

(12) **United States Design Patent** (10) **Patent No.:** **US D900,734 S**
Liu (45) **Date of Patent:** **** Nov. 3, 2020**

(54) **ELECTRONIC CIGARETTE CHARGER**

(71) Applicant: **Stage One Brands Limited**, Hong Kong (CN)

(72) Inventor: **I-Chen Liu**, Hong Kong (CN)

(73) Assignee: **STAGE ONE BRANDS LIMITED**, Hong Kong (CN)

(**) Term: **15 Years**

(21) Appl. No.: **29/683,200**

(22) Filed: **Mar. 12, 2019**

(51) **LOC (12) Cl.** **13-02**

(52) **U.S. Cl.**
USPC **D13/108; D27/194**

(58) **Field of Classification Search**
USPC D13/103, 107–108, 110, 184, 199;
D14/251, 253, 432, 434; D27/193, 194
CPC H02J 7/0044; H02J 7/0045; H02J 7/0042;
H02J 7/342; H02J 7/345; H02J 7/025;
H02J 7/026; H02J 7/0007; H02J 7/0027;
H02J 7/0003; H02J 50/10; B60R 16/033
See application file for complete search history.

(56) **References Cited**

U.S. PATENT DOCUMENTS

D462,657 S	*	9/2002	Kaneko	D13/107
D574,769 S	*	8/2008	Fisher	D13/108
D577,334 S	*	9/2008	Kim	D13/108
D589,876 S	*	4/2009	Hong	D13/108
D590,770 S	*	4/2009	Moss	D13/108
D609,637 S	*	2/2010	Chu	D13/108

D609,638 S	*	2/2010	Biheller	D13/108
D629,355 S	*	12/2010	Bodley	D13/108
D656,459 S	*	3/2012	Crawley	D13/108
D680,540 S	*	4/2013	Lee	D14/217
D731,967 S	*	6/2015	Tuhkanen	D13/108
D734,384 S	*	7/2015	Han	D14/253
D762,571 S	*	8/2016	Lee	D13/108
D812,560 S	*	3/2018	Xu	D13/107
D813,806 S	*	3/2018	Ito	D13/108
D864,857 S	*	10/2019	Clark	D13/108
RE47,994 E	*	5/2020	Bowen	D13/108
D883,202 S	*	5/2020	Edwards	D13/108
D884,610 S	*	5/2020	Heath	D13/107

* cited by examiner

Primary Examiner — Rosemary K Tarcza

(74) *Attorney, Agent, or Firm* — Leong C. Lei

(57) **CLAIM**

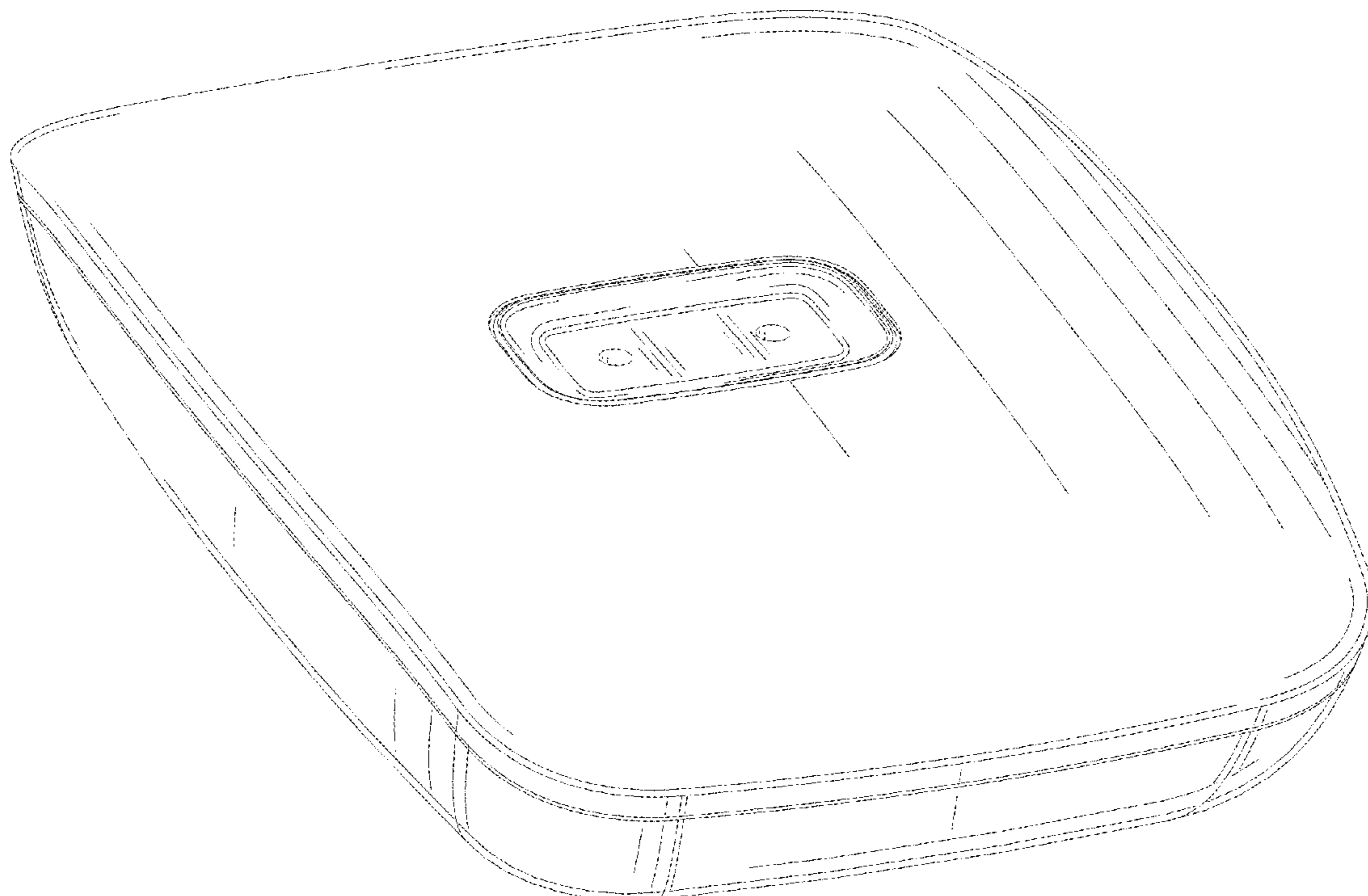
The ornamental design for an electronic cigarette charger, as shown and described.

DESCRIPTION

FIG. 1 is a perspective view of an electronic cigarette charger showing my new design;
 FIG. 2 is a top plan view thereof;
 FIG. 3 is a bottom plan view thereof;
 FIG. 4 is a left side elevational view thereof;
 FIG. 5 is a right side elevational view thereof;
 FIG. 6 is a front elevational view thereof; and,
 FIG. 7 is a rear elevational view thereof.

The broken lines in the drawings are for the purpose of illustrating portions of the electronic cigarette charger that form no part of the claimed design.

1 Claim, 7 Drawing Sheets



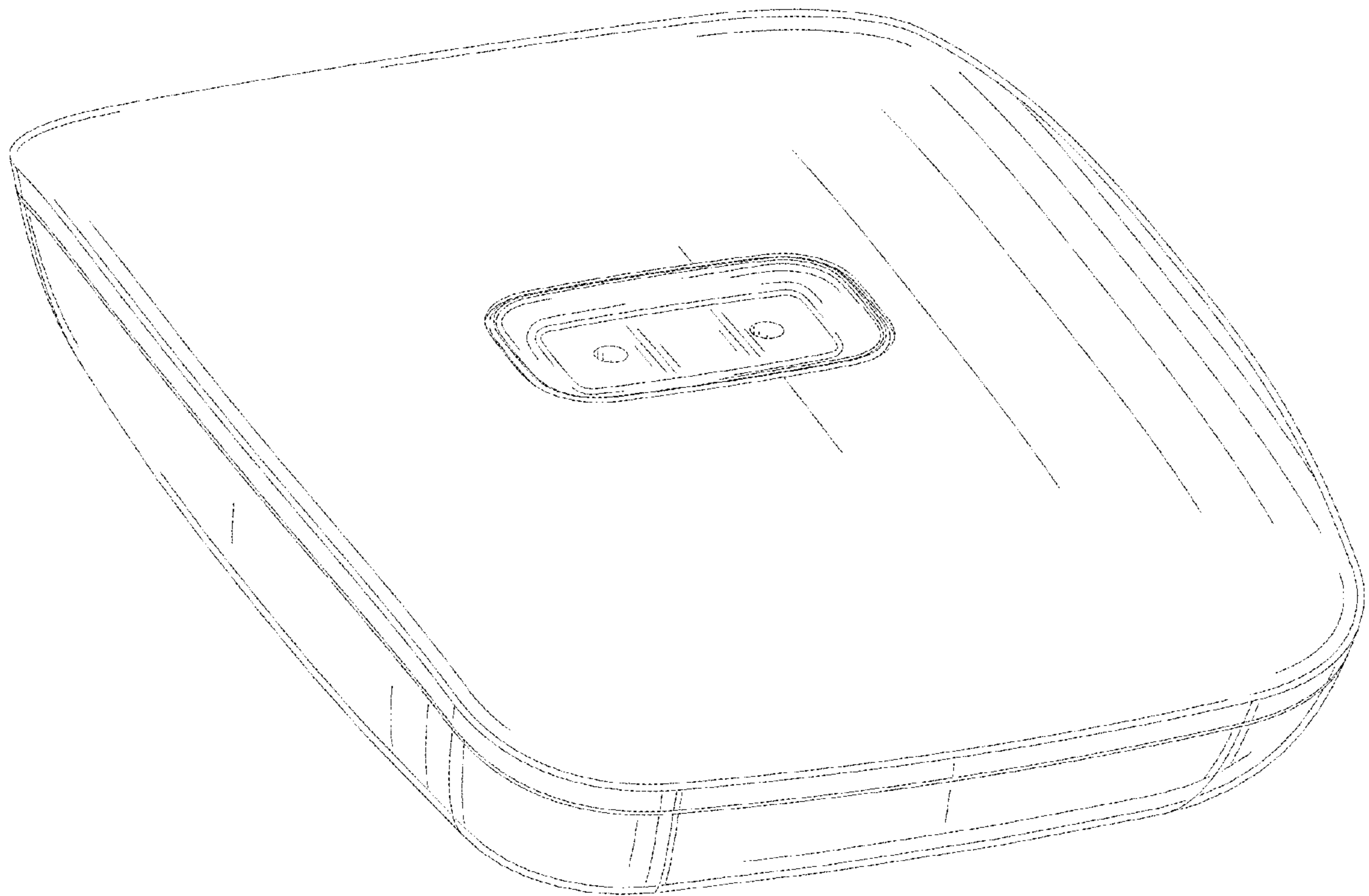


FIG. 1

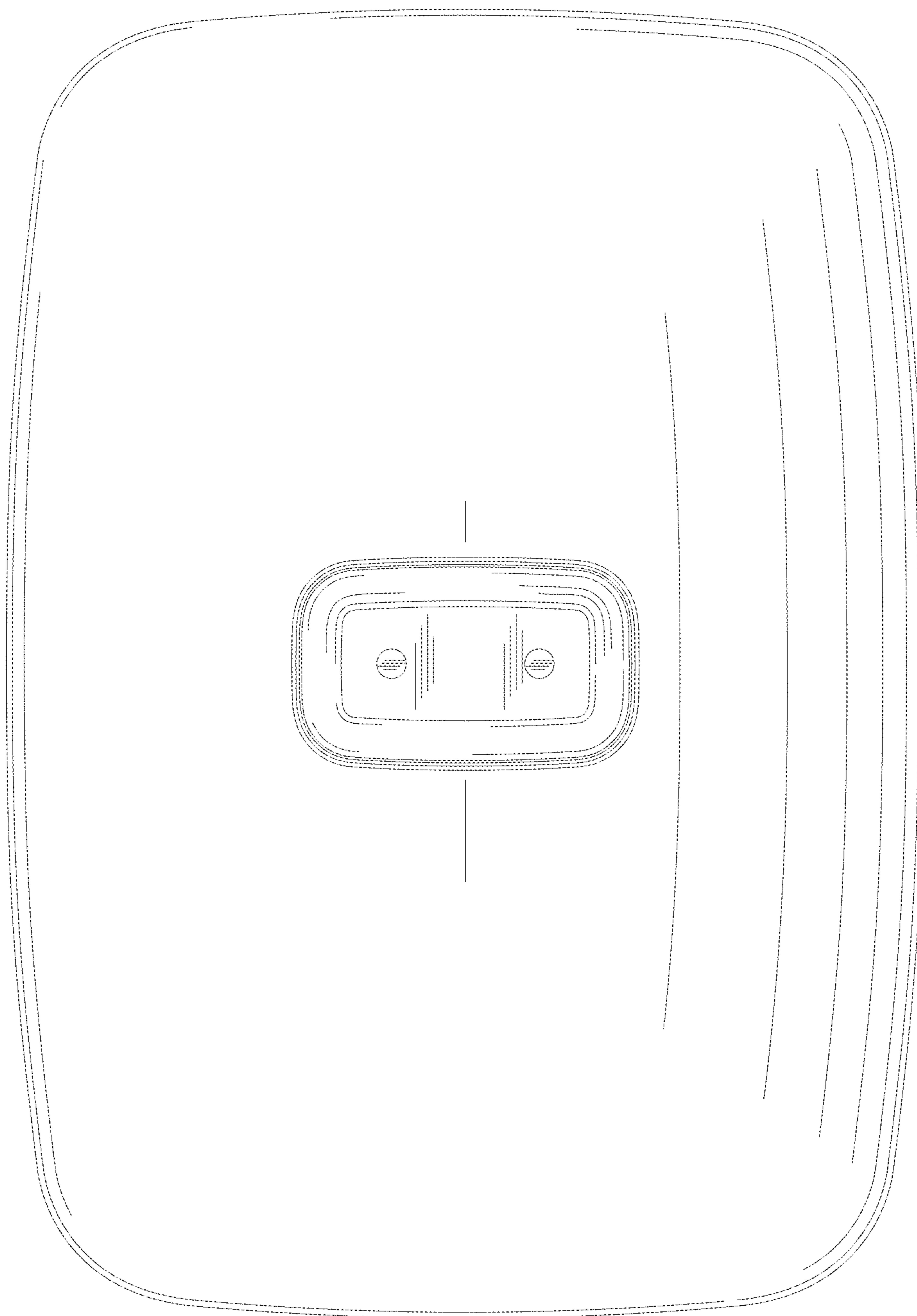


FIG. 2

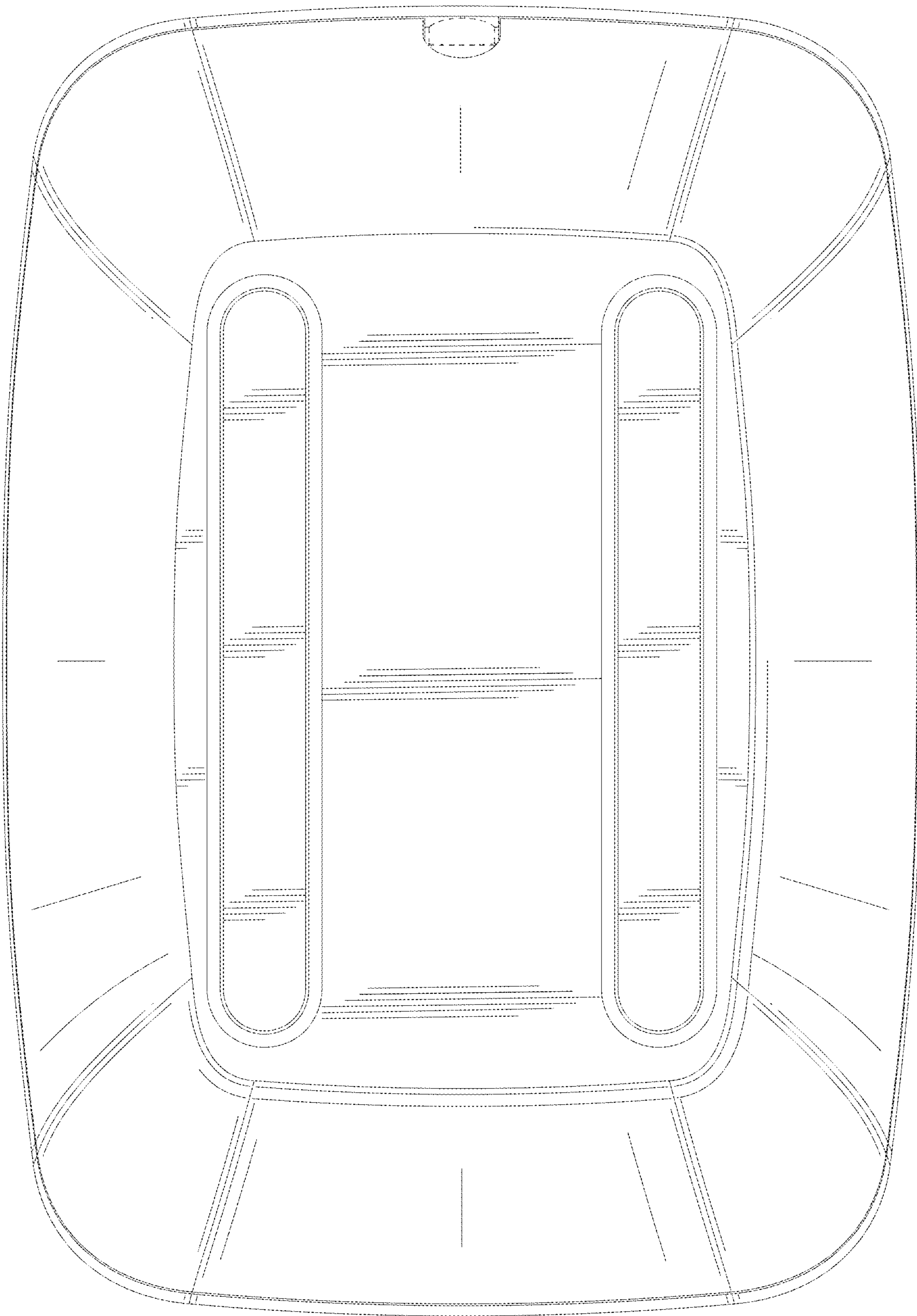


FIG. 3




FIG. 4




FIG. 5

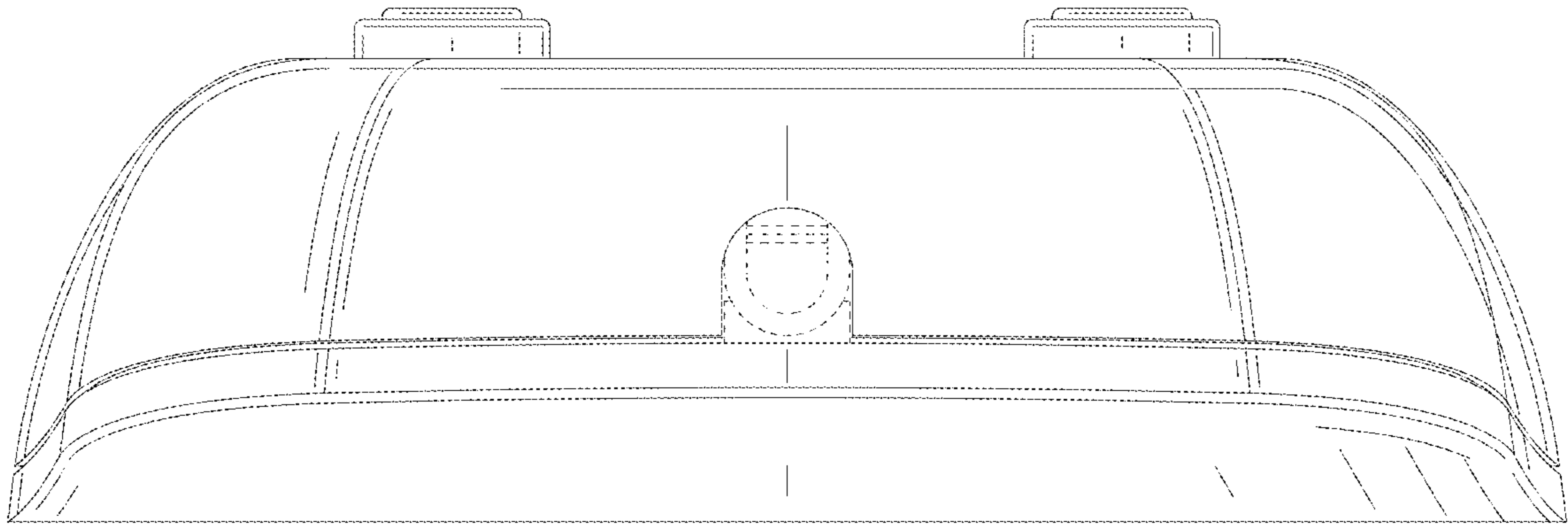


FIG. 6

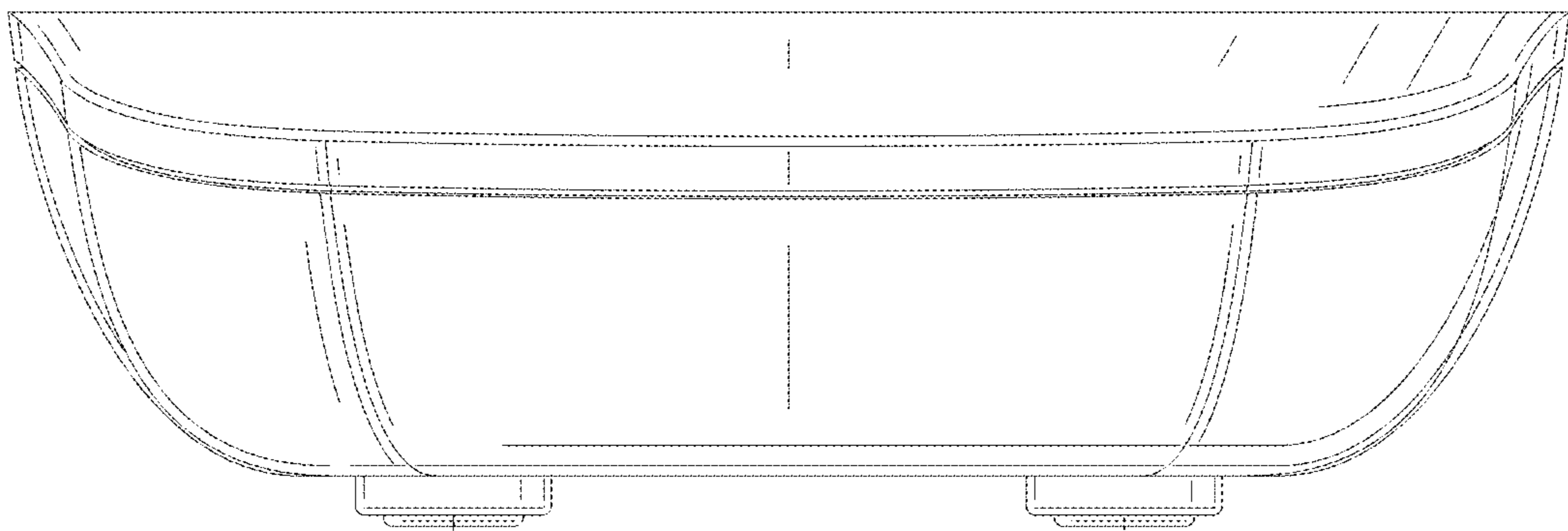


FIG. 7