



US00D900730S

(12) **United States Design Patent** (10) **Patent No.:** **US D900,730 S**
Maxwell et al. (45) **Date of Patent:** **** Nov. 3, 2020**

(54) **TIRE SIDEWALL**
(71) Applicant: **The Goodyear Tire & Rubber Company, Akron, OH (US)**
(72) Inventors: **Paul Bryan Maxwell, Kent, OH (US); Stephanie Sue Franks, Ravenna, OH (US)**
(73) Assignee: **The Goodyear Tire & Rubber Company, Akron, OH (US)**
(**) Term: **15 Years**

D557,202 S	12/2007	Shondel	D12/605
D558,138 S	12/2007	Shondel	D12/605
D563,310 S	3/2008	Shondel	D12/605
D567,169 S	4/2008	Maxwell et al.	D12/605
D569,337 S	5/2008	Iwabuchi	D12/605
D569,792 S	5/2008	Holden et al.	D12/605
D574,320 S	8/2008	Dixon	D12/605
D581,352 S	11/2008	Harvey	D12/605
D581,353 S	11/2008	Harvey	D12/605
D581,354 S	11/2008	Harvey	D12/605
D583,313 S	12/2008	Harvey	D12/605
D585,016 S	1/2009	Weimer et al.	D12/605
D585,017 S	1/2009	Shondel	D12/605
D585,018 S	* 1/2009	Shondel	D12/605
D588,529 S	3/2009	Reese et al.	D12/605
D588,532 S	3/2009	Shondel	D12/605

(Continued)

(21) Appl. No.: **29/701,047**

(22) Filed: **Aug. 8, 2019**

(51) **LOC (12) Cl.** **12-15**

(52) **U.S. Cl.**
USPC **D12/605**

(58) **Field of Classification Search**
USPC D12/604, 605
CPC B60C 13/00; B60C 1/00
See application file for complete search history.

(56) **References Cited**

U.S. PATENT DOCUMENTS

D385,834 S	*	11/1997	Ratliff, Jr.	D12/605
D503,146 S		3/2005	Maxwell et al.	D12/605
D517,003 S		3/2006	Shondel	D12/605
D540,250 S		4/2007	Shondel	D12/605
D540,740 S		4/2007	Maxwell et al.	D12/605
D543,496 S		5/2007	Shondel et al.	D12/605
D543,497 S		5/2007	Maxwell et al.	D12/605
D543,499 S		5/2007	Shondel	D12/605
D543,932 S		6/2007	Shondel	D12/605
D547,261 S		7/2007	Shondel et al.	D12/605
D549,165 S	*	8/2007	Shondel	D12/605
D549,168 S		8/2007	Shondel et al.	D12/605
D550,150 S		9/2007	Shondel	D12/605
D552,536 S		10/2007	Shondel	D12/605

OTHER PUBLICATIONS

U.S. Appl. No. 29/665,291, filed Oct. 2, 2018, Schoeppner, et al.; Goodyear.

(Continued)

Primary Examiner — Michelle E. Wilson

Assistant Examiner — Clese Moore, Jr.

(74) *Attorney, Agent, or Firm* — Robert N. Lipsik

(57) **CLAIM**

The ornamental Design for a tire sidewall, as shown and described.

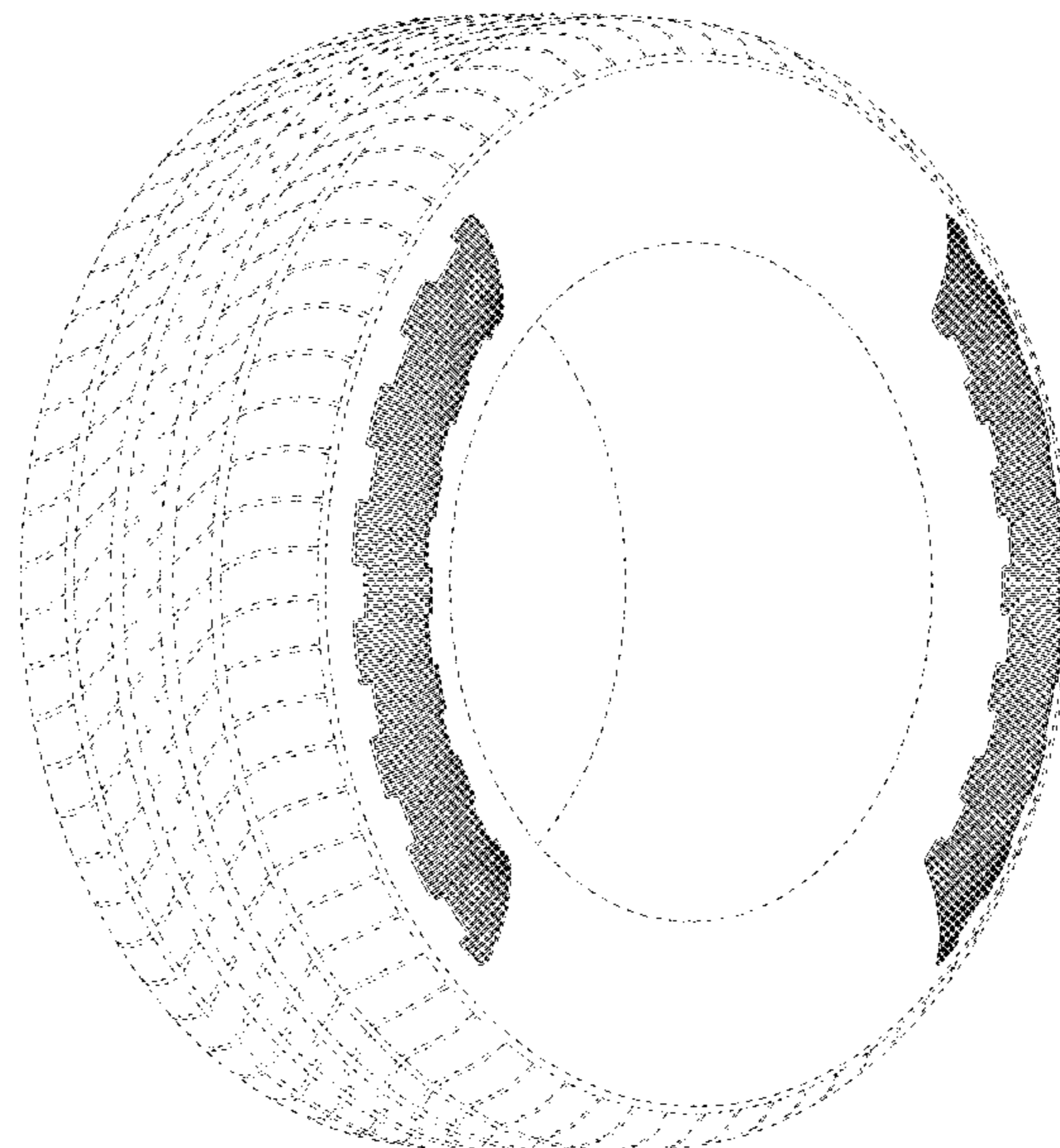
DESCRIPTION

FIG. 1 is a perspective view of a tire sidewall showing our new design; and,

FIG. 2 is a front elevational view thereof.

In the drawings, the broken lines showing of the tire tread, inner bead and the peripheral boundary between the tire tread and the sidewall in FIGS. 1 and 2 depict environmental subject matter and form no part of the claimed design.

1 Claim, 2 Drawing Sheets



(56)

References Cited

U.S. PATENT DOCUMENTS

D593,939 S 6/2009 Maxwell D12/605
 D602,427 S * 10/2009 Takahashi D12/605
 D606,933 S 12/2009 Palma et al. D12/605
 D608,274 S * 1/2010 Takahashi D12/605
 D608,275 S 1/2010 Maxwell D12/605
 D610,978 S 3/2010 Harvey et al. D12/605
 D610,979 S * 3/2010 Maxwell D12/605
 D610,980 S 3/2010 Shondel D12/605
 D610,981 S 3/2010 Shondel D12/605
 D614,123 S 4/2010 Harvey D12/605
 D628,959 S 12/2010 Harvey D12/605
 D629,745 S * 12/2010 Shondel D12/605
 D638,783 S * 5/2011 Endou D12/605
 D640,187 S 6/2011 Fontaine et al. D12/605
 D647,473 S 10/2011 Kujime D12/605
 D647,474 S 10/2011 Takahashi D12/605
 D662,466 S 6/2012 Takano D12/605
 D662,877 S 7/2012 Arrant et al. D12/605
 D667,369 S 9/2012 Fontaine et al. D12/605
 D668,603 S * 10/2012 Iwabuchi D12/605
 D684,111 S 6/2013 Vandaele D12/605
 D700,886 S * 3/2014 Matsumoto D12/605
 D708,121 S * 7/2014 Iwabuchi D12/605
 D711,816 S * 8/2014 Iwabuchi D12/605
 D732,468 S 6/2015 Schoepner et al. D12/605
 D734,716 S 7/2015 Rittweger D12/605
 D735,652 S 8/2015 Rittweger D12/605
 D735,653 S 8/2015 Rittweger D12/605
 D739,344 S * 9/2015 Kuwano D12/605
 D768,067 S * 10/2016 Kuwano D12/605
 D769,807 S * 10/2016 Ishikawa D12/605

D777,656 S 1/2017 Maxwell et al. D12/605
 D777,658 S * 1/2017 Taniguchi D12/605
 D791,693 S 7/2017 Iwabuchi D12/605
 D792,843 S 7/2017 Taniguchi D12/605
 D798,805 S * 10/2017 Schultz D12/605
 D800,646 S * 10/2017 Sato D12/605
 D801,263 S * 10/2017 Sato D12/605
 D803,149 S 11/2017 Ishikawa D12/605
 D806,642 S * 1/2018 Kuwano D12/605
 D817,860 S 5/2018 Maxwell et al. D12/605
 D822,590 S 7/2018 Maxwell et al. D12/605
 D823,785 S 7/2018 Noel et al. D12/605
 D829,643 S * 10/2018 Mita D12/605
 D830,960 S * 10/2018 Sato D12/605
 D847,735 S 5/2019 Schoepner et al. D12/605
 D848,356 S 5/2019 Maxwell D12/605
 D851,028 S * 6/2019 Mishima D12/605
 D852,734 S * 7/2019 Tanaka D12/605
 D853,950 S * 7/2019 Kubota D12/605
 D893,408 S * 8/2020 Kawagoe D12/605

OTHER PUBLICATIONS

U.S. Appl. No. 29/667,417, filed Oct. 22, 2018, Maxwell, et al.;
 Goodyear.
 U.S. Appl. No. 29/669,003, filed Nov. 5, 2018, Schoepner, et al.;
 Goodyear.
 U.S. Appl. No. 29/679,210, filed Feb. 4, 2019, Maxwell, et al.;
 Goodyear.
 U.S. Appl. No. 29/685,085, filed Mar. 26, 2019, Maxwell, et al.;
 Goodyear.

* cited by examiner

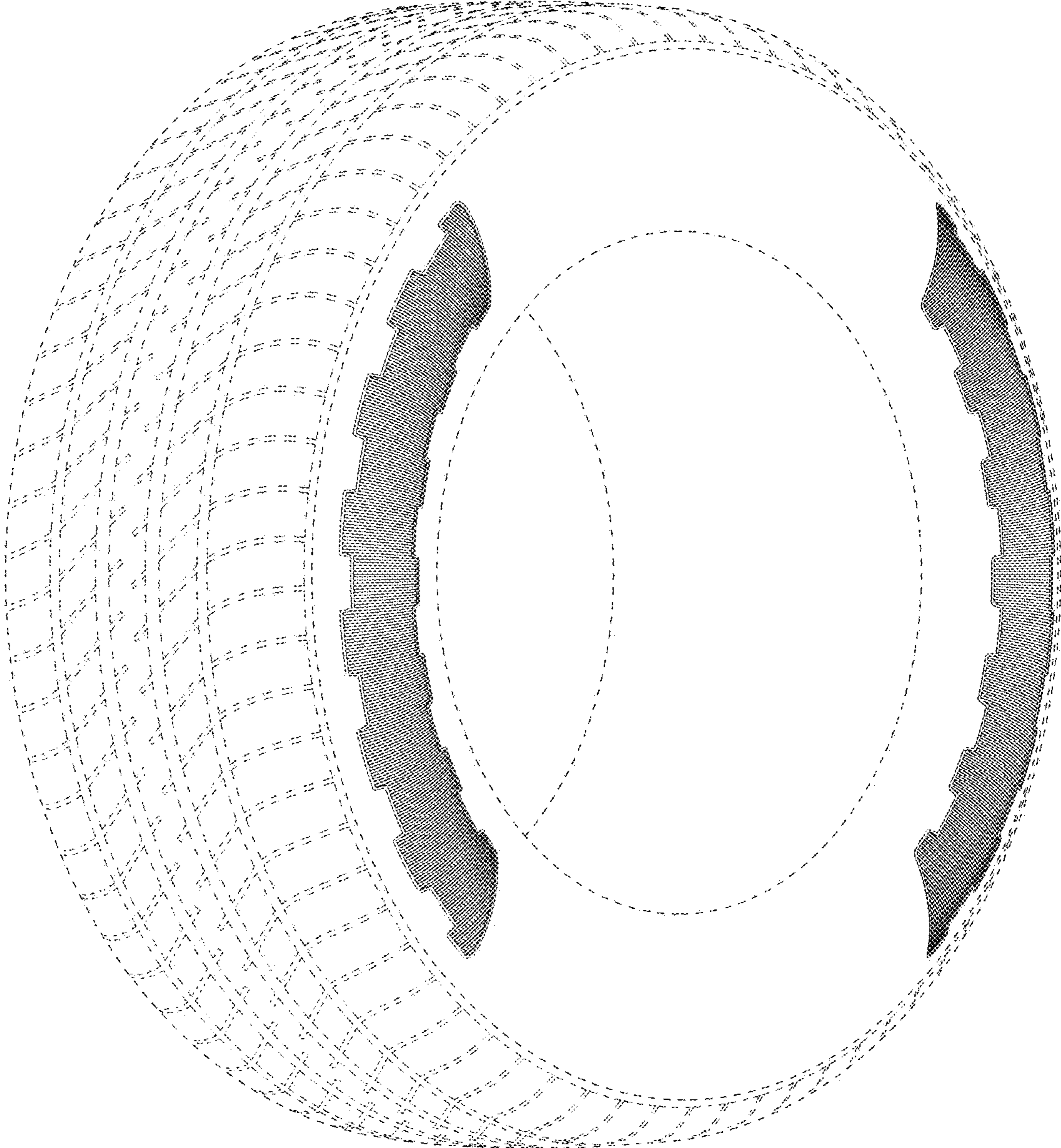


FIG - 1

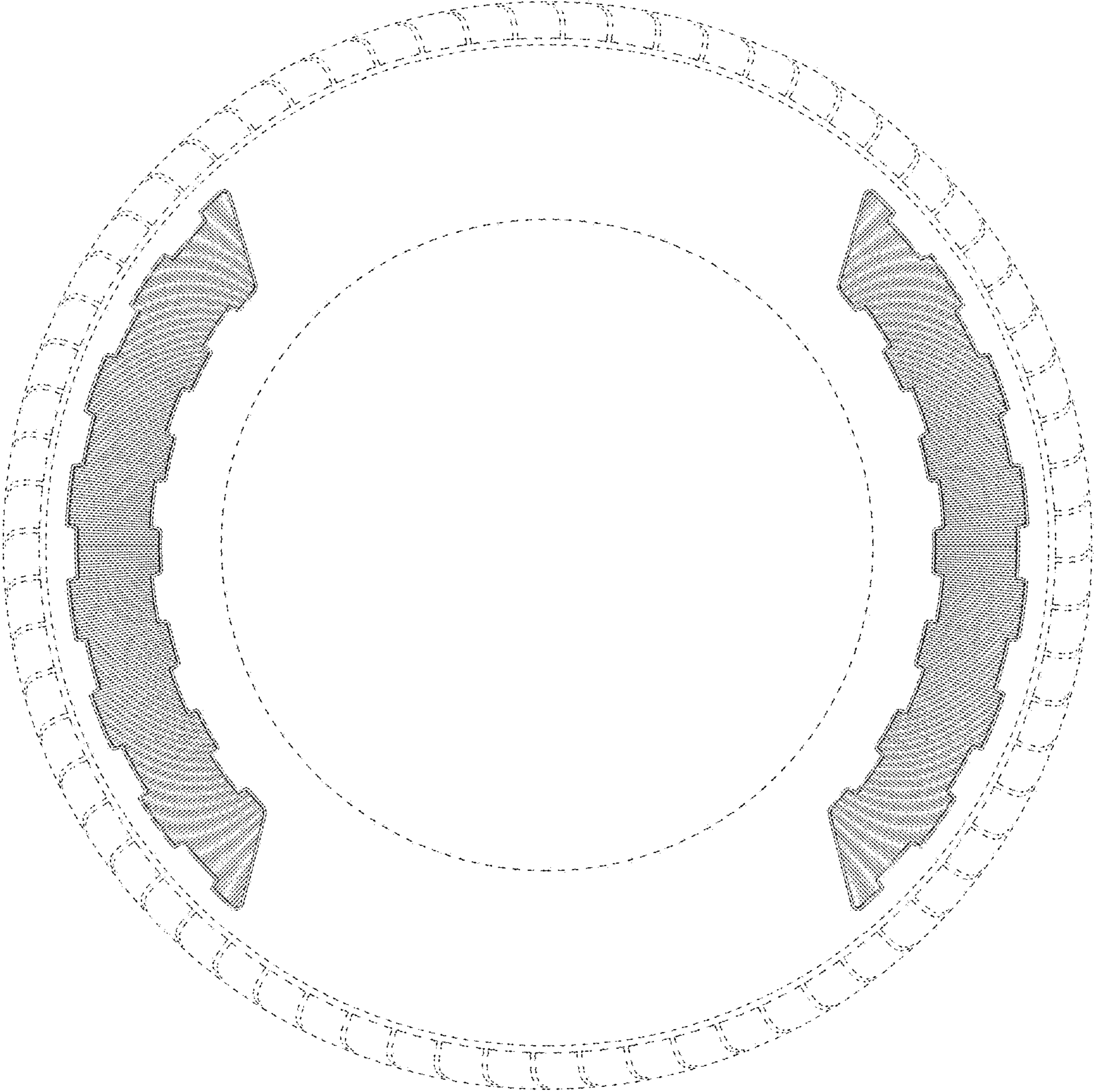


FIG - 2