



US00D900714S

(12) **United States Design Patent**
Geelen et al.

(10) **Patent No.:** **US D900,714 S**
(45) **Date of Patent:** **** Nov. 3, 2020**

(54) **TIRE**
(71) Applicant: **The Goodyear Tire & Rubber Company, Akron, OH (US)**

D512,682 S 12/2005 Krenz et al. D12/564
D575,726 S 8/2008 Fontaine et al. D12/564
D586,728 S 2/2009 Heinen et al. D12/547

(Continued)

(72) Inventors: **Stephane Jose Geelen**, Redange sur Attert (LU); **Arnaud Caron**, Signeulx (BE); **Jerome Marcel Germain Delu**, Bridel (LU); **Marie Charlotte Chaidron**, Heinsch (BE); **Leo Valentin Simoncelli**, Tuntange (LU); **Sven Schaefer-O'Reilly**, Bissen (LU); **Marc Villa Montero**, Luxembourg (LU); **Gilles Jacques Michel Fasbender**, Arlon (BE); **Alexander Ossipov**, Leuven (BE)

OTHER PUBLICATIONS

U.S. Appl. No. 29/682,437, filed Mar. 5, 2019, to Pribula, Goodyear.

Primary Examiner — George D. Krischbaum
(74) *Attorney, Agent, or Firm* — Robert N. Lipsik

(73) Assignee: **The Goodyear Tire & Rubber Company, Akron, OH (US)**

(57) **CLAIM**

The ornamental design for a tire, as shown and described.

(**) Term: **15 Years**

DESCRIPTION

(21) Appl. No.: **29/696,901**

FIG. 1 is a perspective view of a tire showing our new design, it being understood that the pattern repeats uniformly throughout the circumference of the tread;

FIG. 2 is a front elevational view thereof;

FIG. 3 is a right side elevational view thereof; the left side elevational view being a mirror image thereof;

FIG. 4 is an enlarged fragmentary front elevational view thereof;

(22) Filed: **Jul. 2, 2019**

(51) **LOC (12) Cl.** **12-16**

(52) **U.S. Cl.**
USPC **D12/545**

FIG. 5 is a perspective view of a second embodiment of a tire showing our new design, it being understood that the interior of the tire forms no part of the claim, that the pattern repeats uniformly throughout the circumference of the tread and that the opposite side view is a mirror image thereof; and,

FIG. 6 is a front elevational view of a second embodiment, it being understood that an enlarged fragmentary view thereof would be substantially identical to that shown in FIG. 4, with the exception of the inclusion of the sidewall in the claim.

(58) **Field of Classification Search**
USPC D12/564, 565, 600, 601, 545
See application file for complete search history.

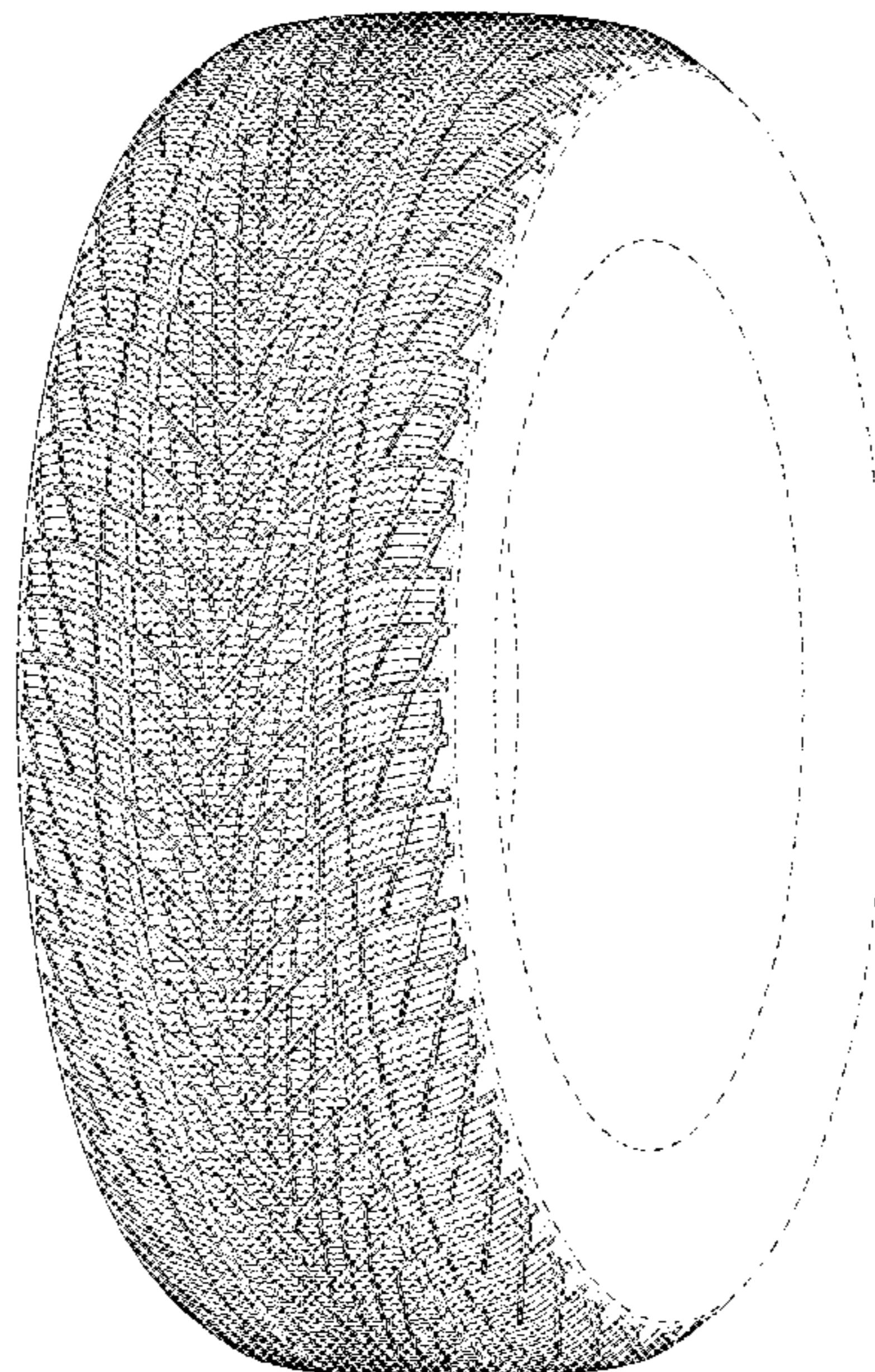
In the drawings, the broken lines immediately adjacent to the outer edges of the tire shoulder represent boundaries of the claim, and the broken lines depict environmental subject matter only and form no part of the claimed design.

(56) **References Cited**

U.S. PATENT DOCUMENTS

D379,787 S 6/1997 Maxwell et al. D12/147
D451,853 S 12/2001 Heinen et al. D12/146
D455,116 S 4/2002 Graas et al. D12/553
D504,866 S 5/2005 Collette et al. D12/553
D505,112 S 5/2005 Heinen et al. D12/567

1 Claim, 6 Drawing Sheets



(56)

References Cited

U.S. PATENT DOCUMENTS

D589,874 S	4/2009	Fontaine et al.	D12/564
D592,588 S	5/2009	Heinen et al.	D12/564
D595,640 S	7/2009	de Briey-Terlinden	D12/564
D596,109 S	7/2009	de Briey-Terlinden	D12/553
D596,558 S	7/2009	de Briey-Terlinden	D12/553
D606,007 S	12/2009	Fontaine et al.	D12/564
D610,964 S	3/2010	Dixon et al.	D12/552
D615,479 S	5/2010	Lee	D12/552
D635,912 S	4/2011	Knispel	D12/564
D638,350 S	5/2011	Knispel	D12/564
D640,966 S	7/2011	Fontaine et al.	D12/563
D641,305 S	7/2011	de Briey-Terlinden	D12/547
D702,625 S	4/2014	Leconte et al.	D12/564
D721,638 S	1/2015	Knispel	D12/564
D722,554 S	2/2015	Knispel et al.	D12/564
D722,555 S	2/2015	Knispel et al.	D12/564
D723,453 S	3/2015	Knispel et al.	D12/563
D749,494 S	2/2016	Takei	D12/545
D754,058 S	4/2016	Caron et al.	D12/563
D756,292 S	5/2016	Yoon	D12/545
D756,896 S	5/2016	Leconte et al.	D12/564
D777,092 S	1/2017	Leconte et al.	D12/564
D777,649 S	1/2017	Ropars et al.	D12/553
D786,181 S	5/2017	Caron et al.	D12/564
D792,835 S	7/2017	Raatikainen et al.	D12/545
D794,545 S	8/2017	Houchard et al.	D12/545
D794,546 S	8/2017	Caron et al.	D12/564
D795,167 S	8/2017	Houchard et al.	D12/545
D819,550 S	6/2018	Galano	D12/545
D820,774 S	6/2018	Brayer et al.	D12/552
D843,925 S	3/2019	Delu et al.	D12/553
D846,485 S	4/2019	Delu et al.	D12/553
D879,017 S *	3/2020	Amenta	D12/545
D879,018 S *	3/2020	Amenta	D12/558
D881,802 S *	4/2020	Kawakita	D12/604

* cited by examiner

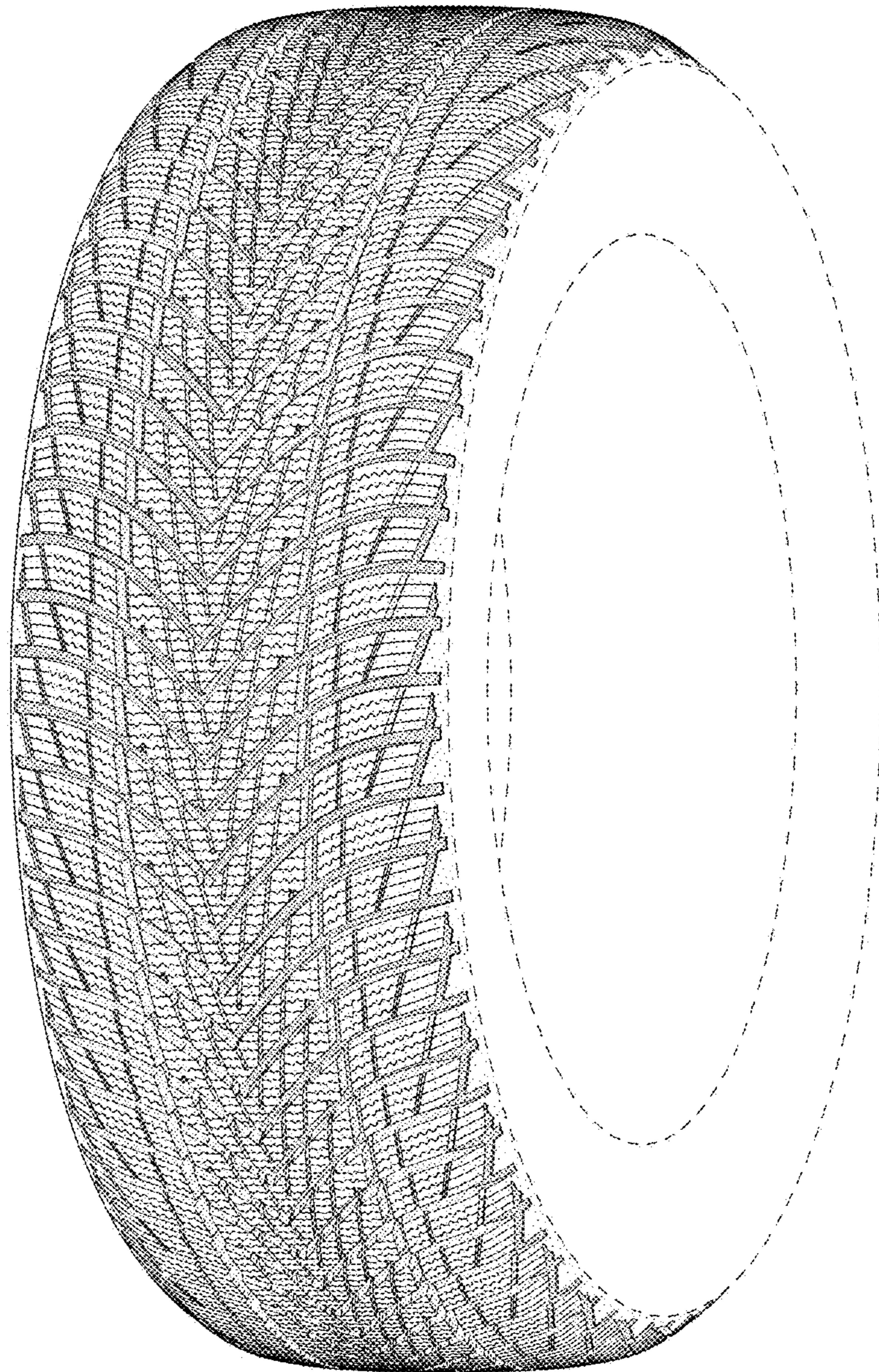


FIG - 1

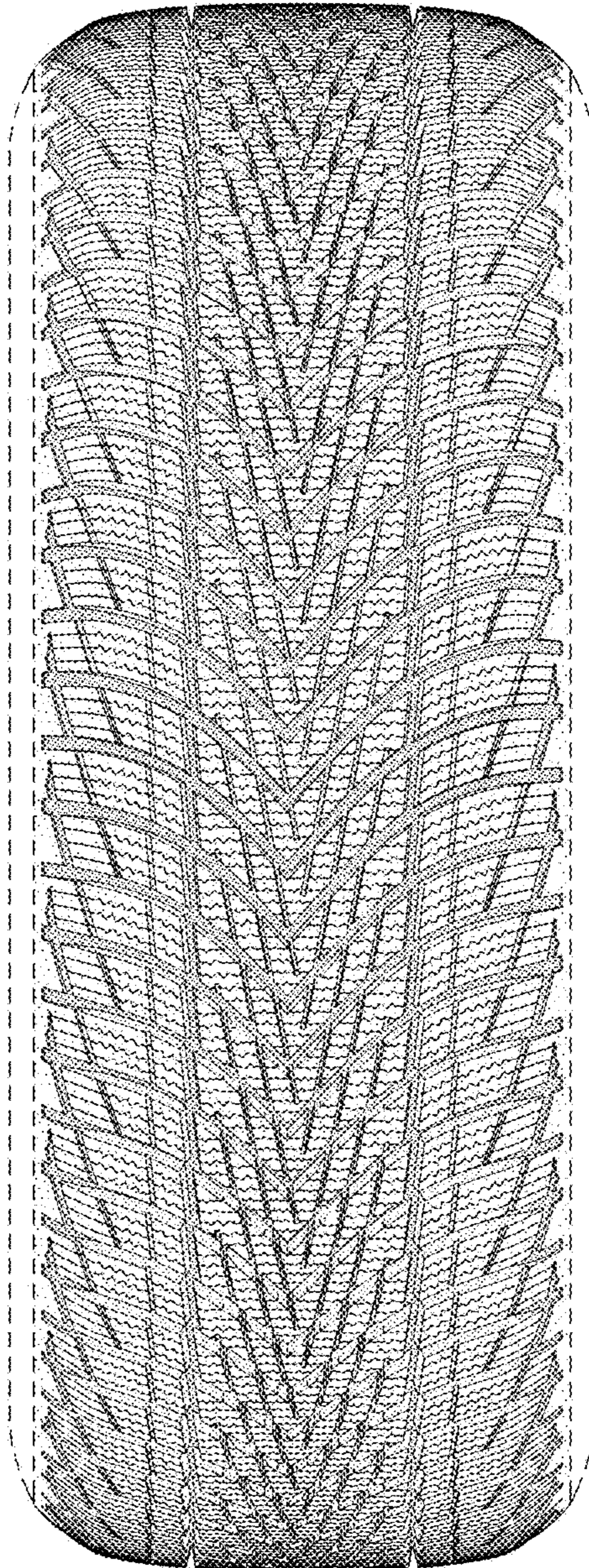


FIG - 2

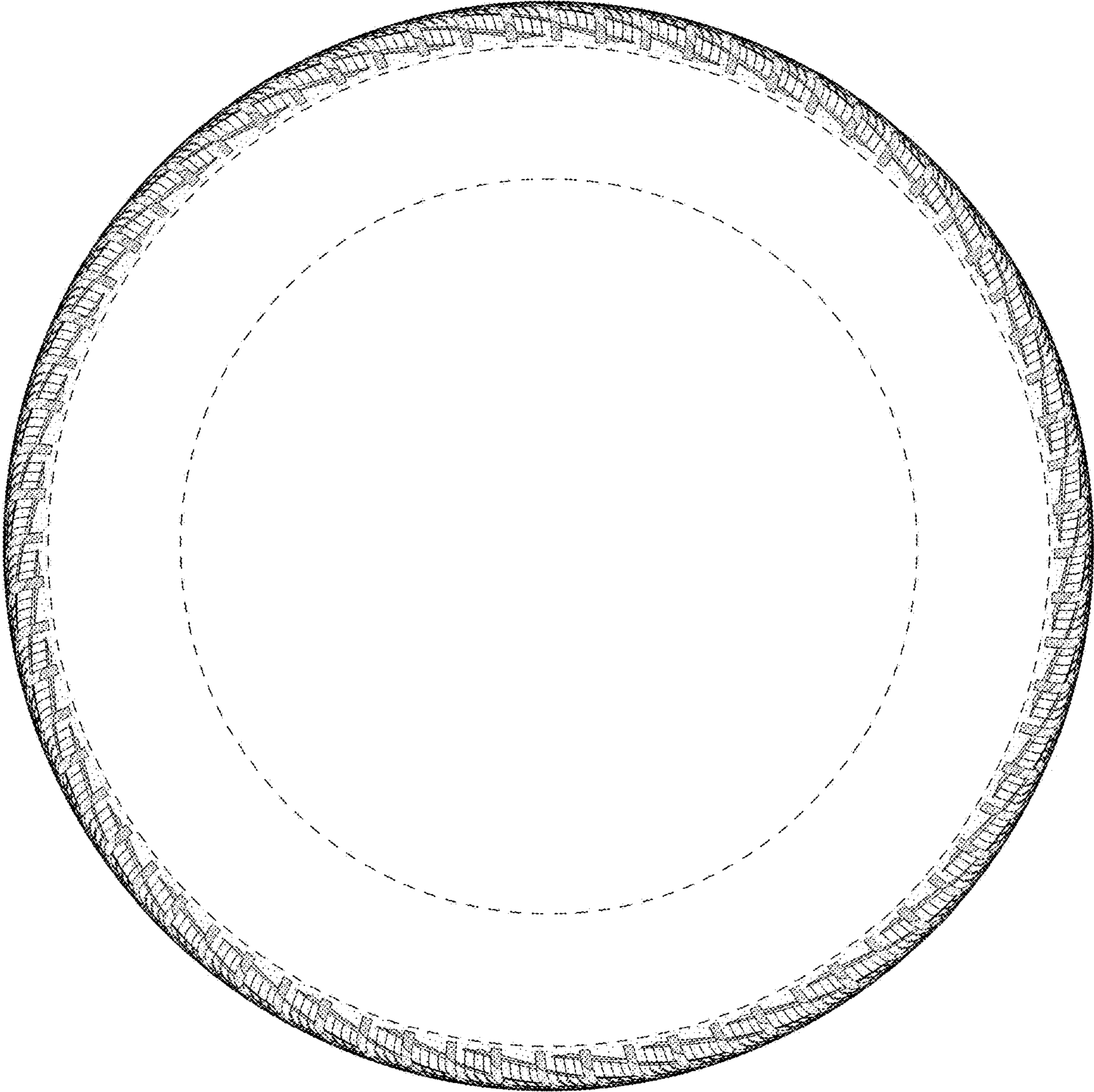


FIG - 3




FIG - 4

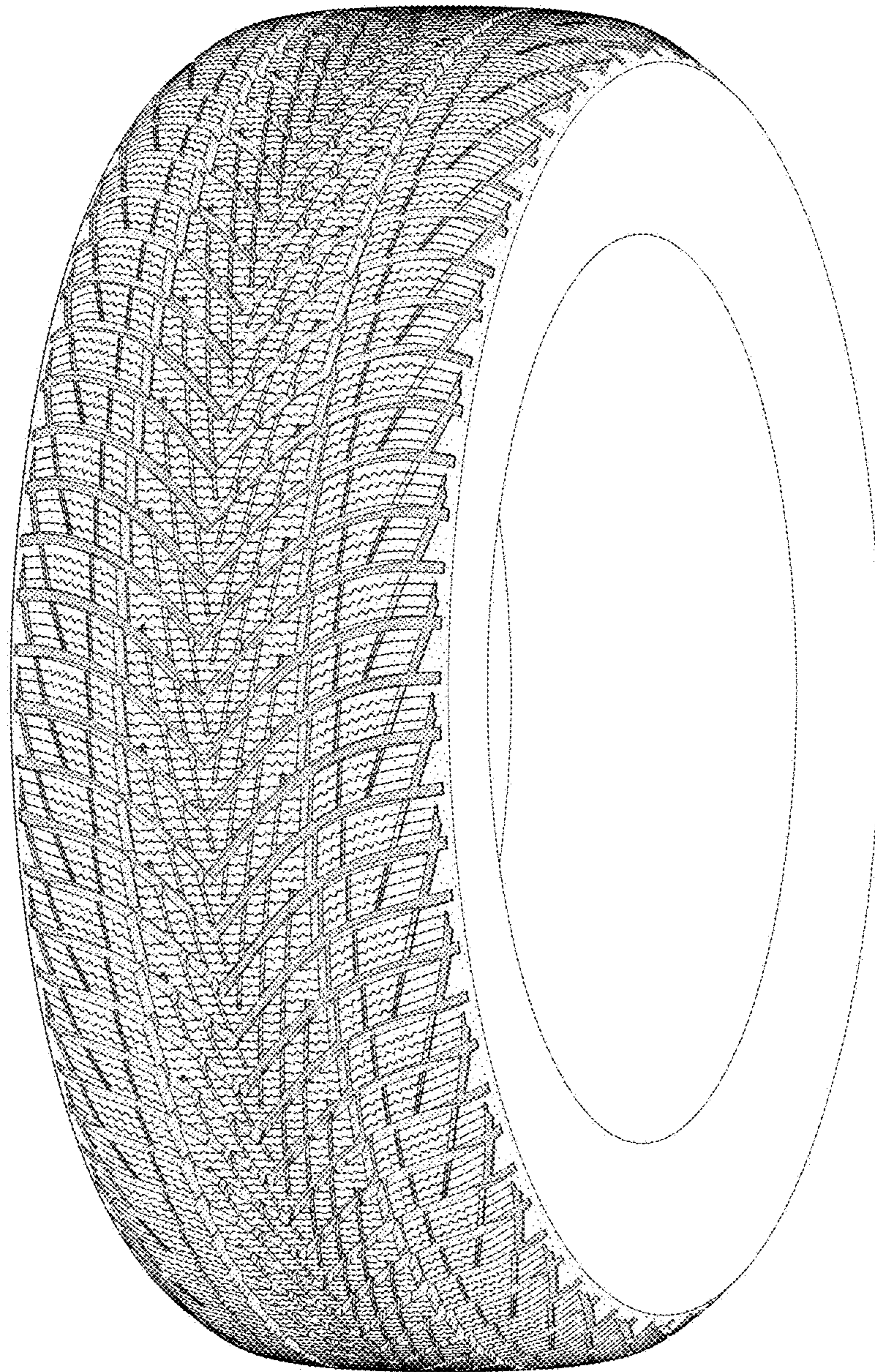


FIG - 5

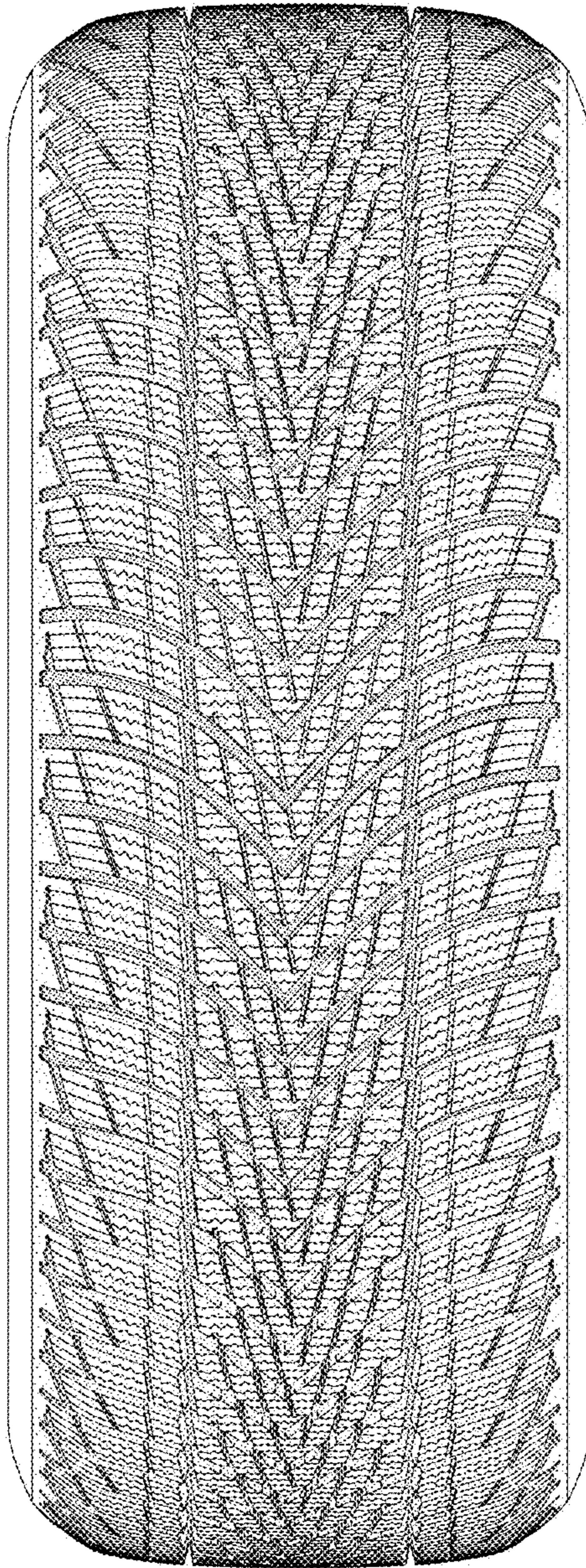


FIG - 6