



US00D900701S

(12) **United States Design Patent**  
**Leveille-Nizerolle et al.**

(10) **Patent No.:** **US D900,701 S**  
(45) **Date of Patent:** **\*\* Nov. 3, 2020**

(54) **WATERCRAFT**  
(71) Applicants: **Damien Leveille-Nizerolle**,  
Boulogne-Billancourt (FR); **David**  
**Bertrand**, Boulogne-Billancourt (FR)  
(72) Inventors: **Damien Leveille-Nizerolle**,  
Boulogne-Billancourt (FR); **David**  
**Bertrand**, Boulogne-Billancourt (FR)

D324,365 S \* 3/1992 Kobayashi ..... D12/300  
D367,638 S \* 3/1996 Duncan ..... D12/300  
5,567,188 A \* 10/1996 Allebosch ..... B63B 34/10  
440/38  
D407,060 S \* 3/1999 Allison ..... D12/300  
D431,521 S \* 10/2000 Howard ..... D12/300  
D630,148 S \* 1/2011 Christen ..... D12/300  
D689,813 S \* 9/2013 Christen ..... D12/307  
2007/0249241 A1 \* 10/2007 Mott ..... B63B 34/00  
440/38  
2015/0000586 A1 \* 1/2015 Vargo ..... B63B 19/02  
114/361

(\*\*) Term: **15 Years**

\* cited by examiner

(21) Appl. No.: **29/628,740**

*Primary Examiner* — Cynthia M. Chin

(22) Filed: **Dec. 7, 2017**

(74) *Attorney, Agent, or Firm* — RatnerPrestia

(30) **Foreign Application Priority Data**

(57) **CLAIM**

Oct. 5, 2017 (EM) ..... 004386738

The ornamental design for a watercraft, as shown and described.

(51) **LOC (12) Cl.** ..... **12-06**

**DESCRIPTION**

(52) **U.S. Cl.**  
USPC ..... **D12/300**

(58) **Field of Classification Search**  
USPC ..... D12/300, 307  
CPC ..... B63B 34/00; B63B 34/10; B63B 34/15  
See application file for complete search history.


FIG. 1 is a perspective view from the left side of a watercraft;  
FIG. 2 is a perspective view thereof from the right side;  
FIG. 3 is a front elevation view thereof;  
FIG. 4 is a rear elevation view thereof;  
FIG. 5 is an elevation view thereof from the left side;  
FIG. 6 is an elevation view thereof from the right side;  
FIG. 7 is a perspective view from the top side thereof; and,  
FIG. 8 is a perspective view from the bottom side thereof.  
The broken lines are for the purpose of illustrating portions of the watercraft that form no part of the claimed design.

(56) **References Cited**

**U.S. PATENT DOCUMENTS**

D307,574 S \* 5/1990 Pipkorn ..... D12/312  
D315,715 S \* 3/1991 Momoi ..... D12/307  
5,005,506 A \* 4/1991 Handmer ..... B63B 34/10  
114/55.53

**1 Claim, 8 Drawing Sheets**



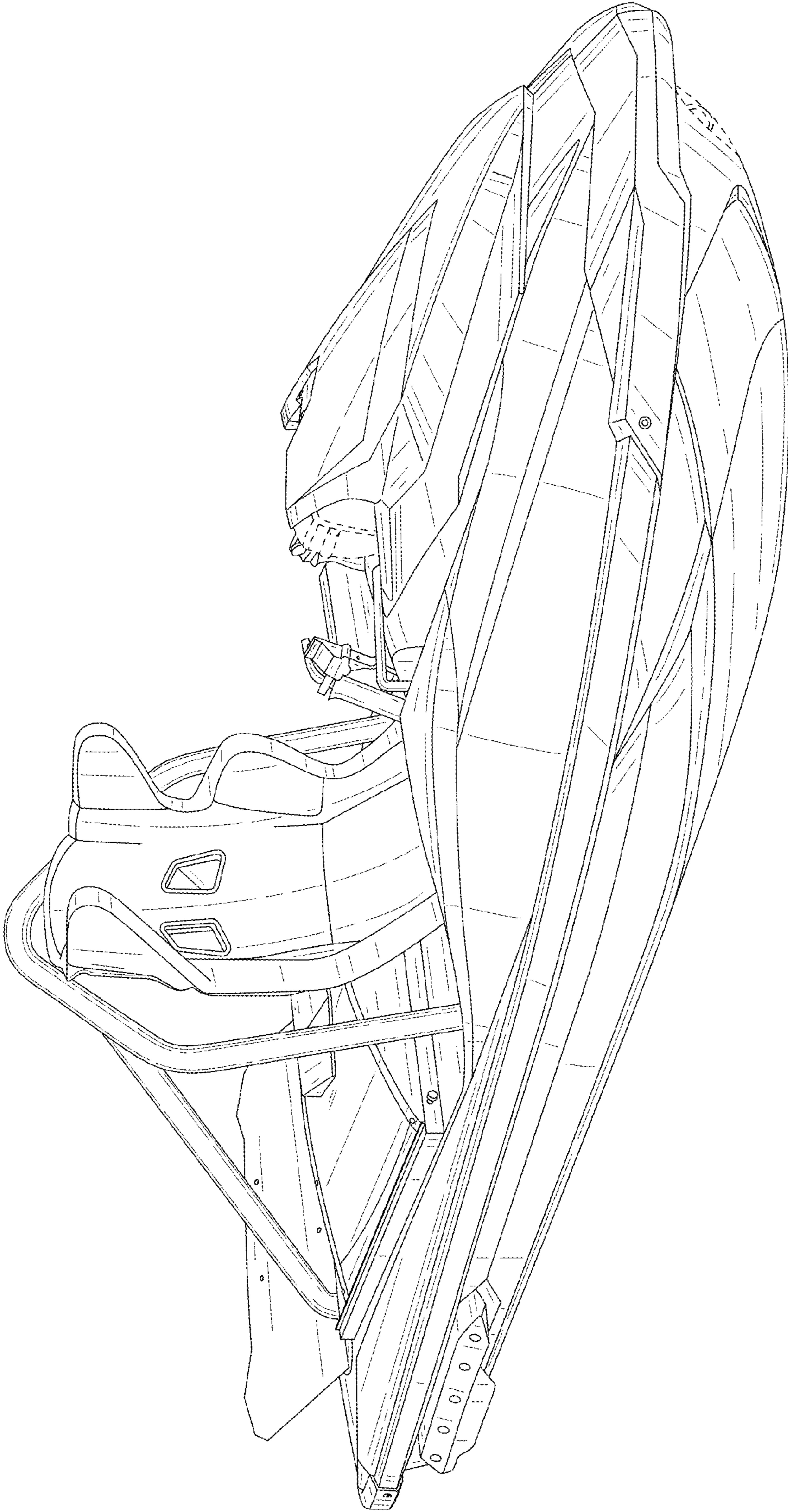


FIG. 1

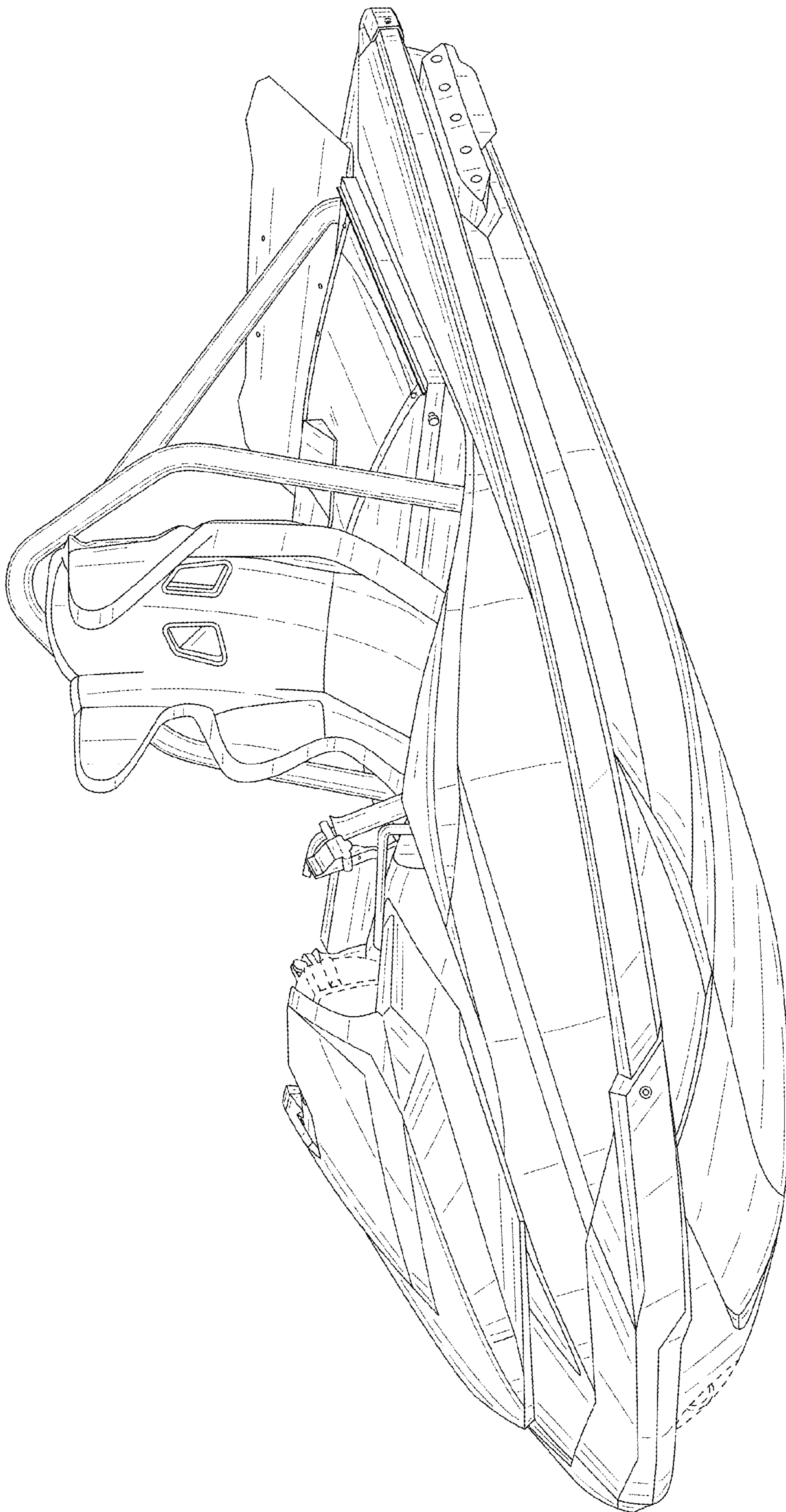


FIG. 2

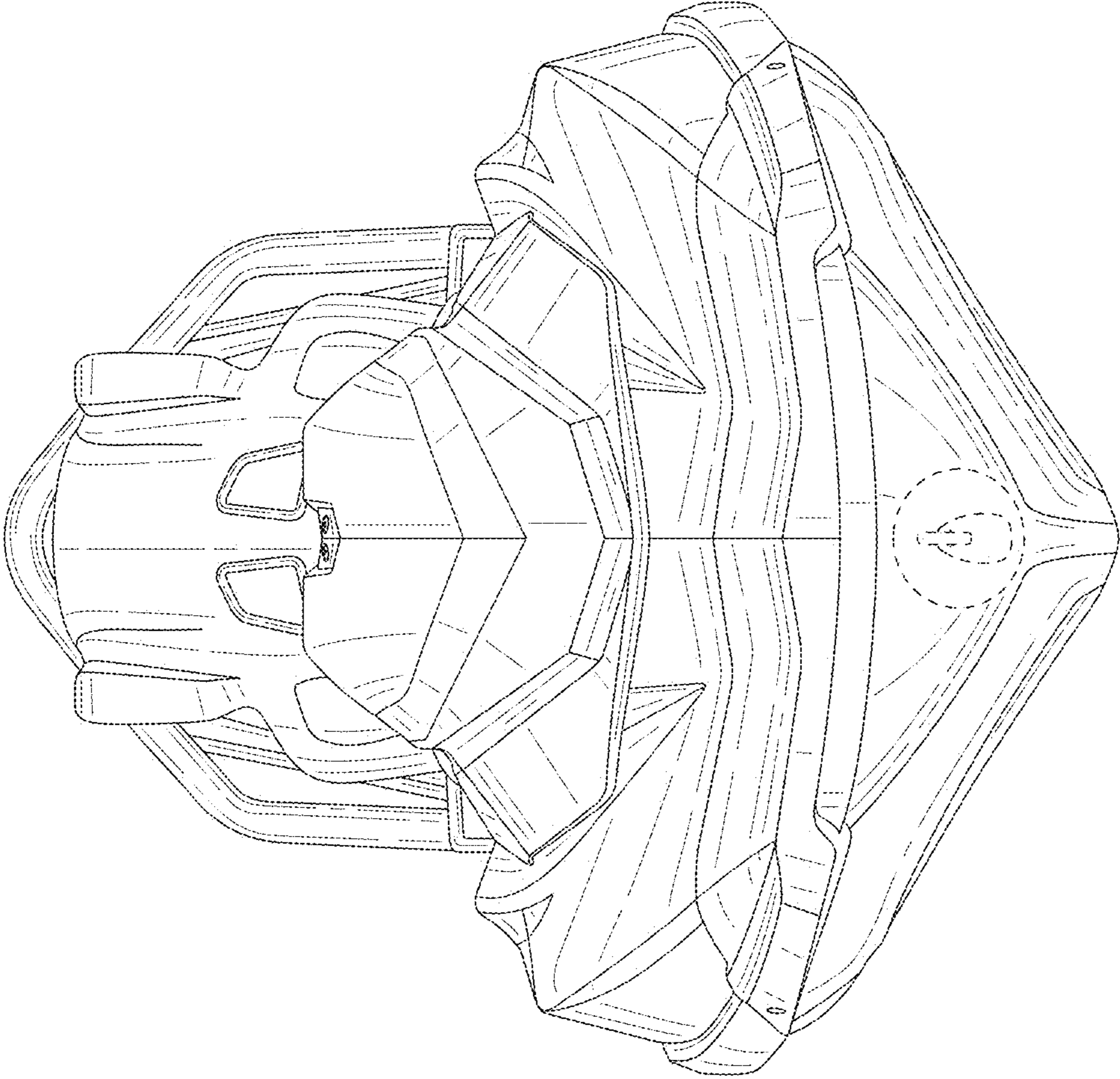


FIG. 3

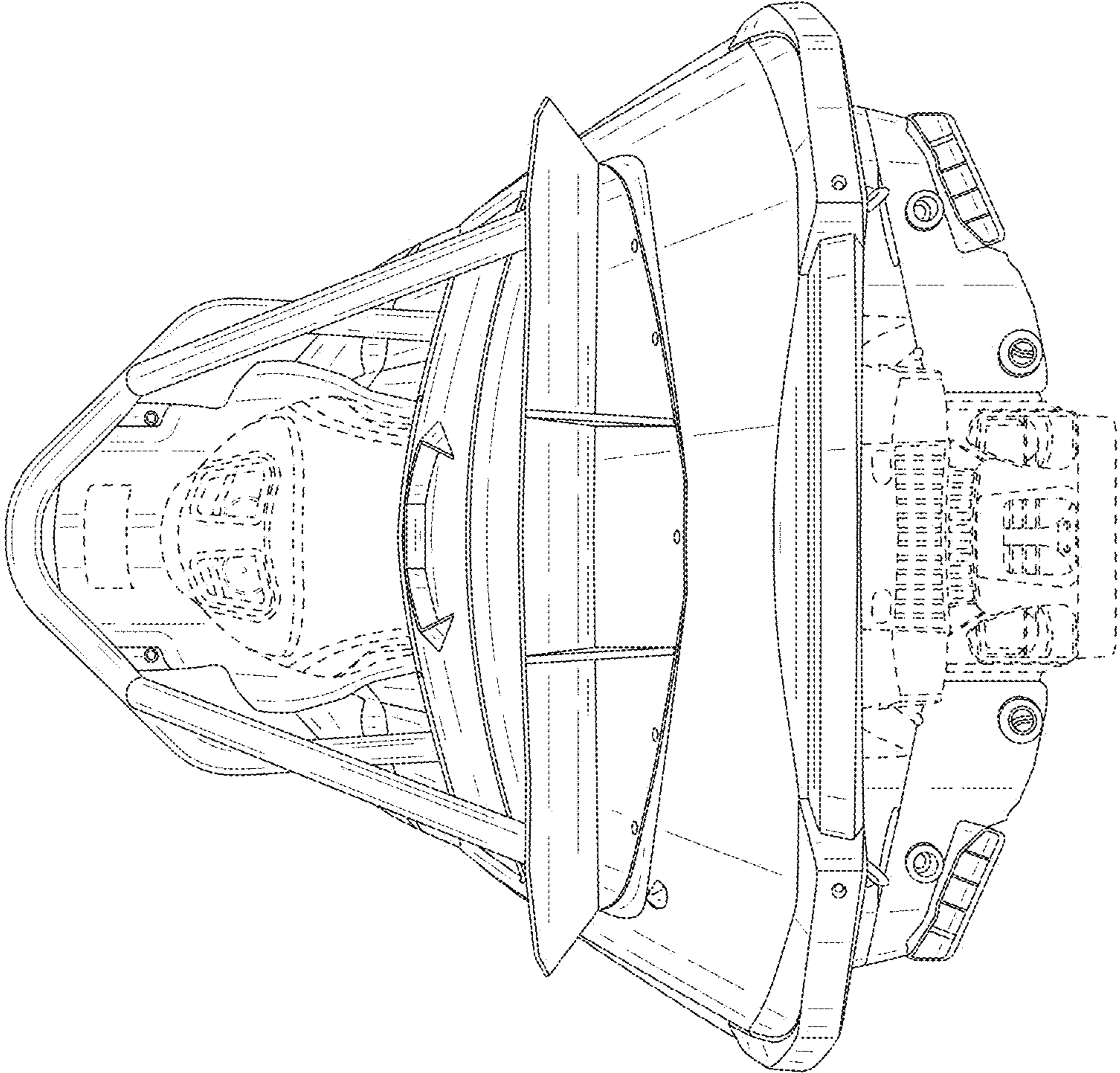


FIG. 4

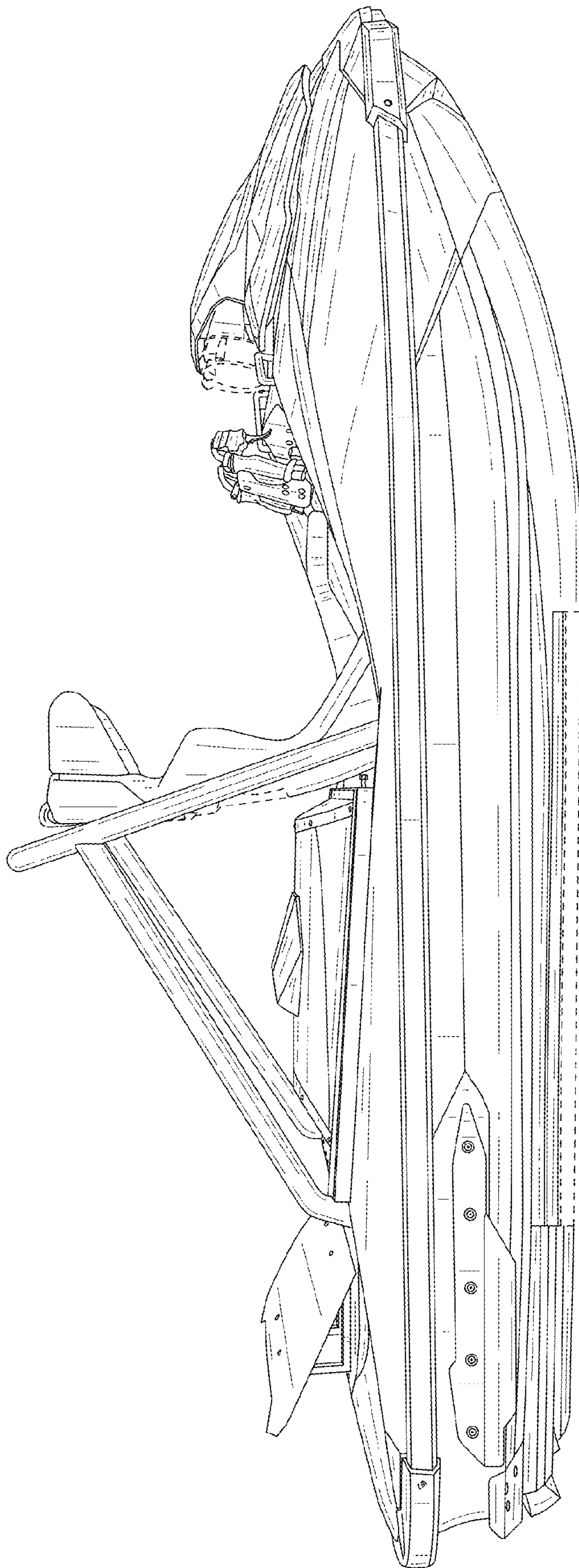


FIG. 5

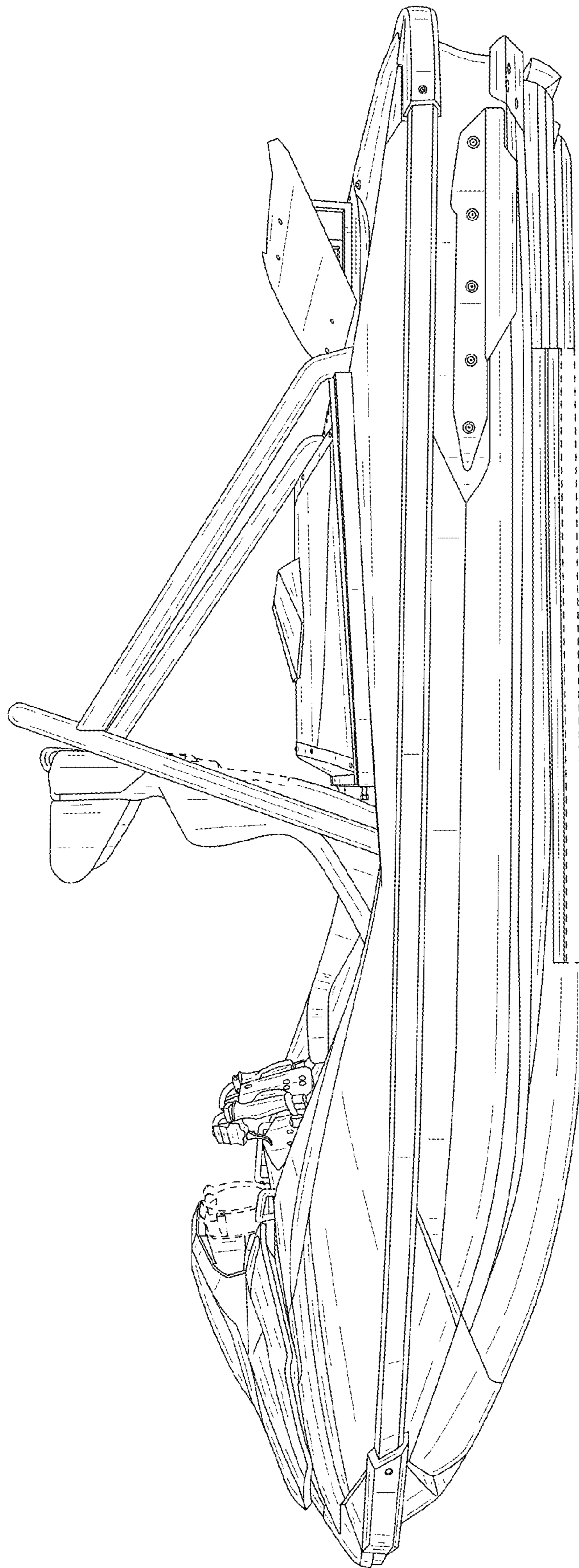


FIG. 6




FIG. 7



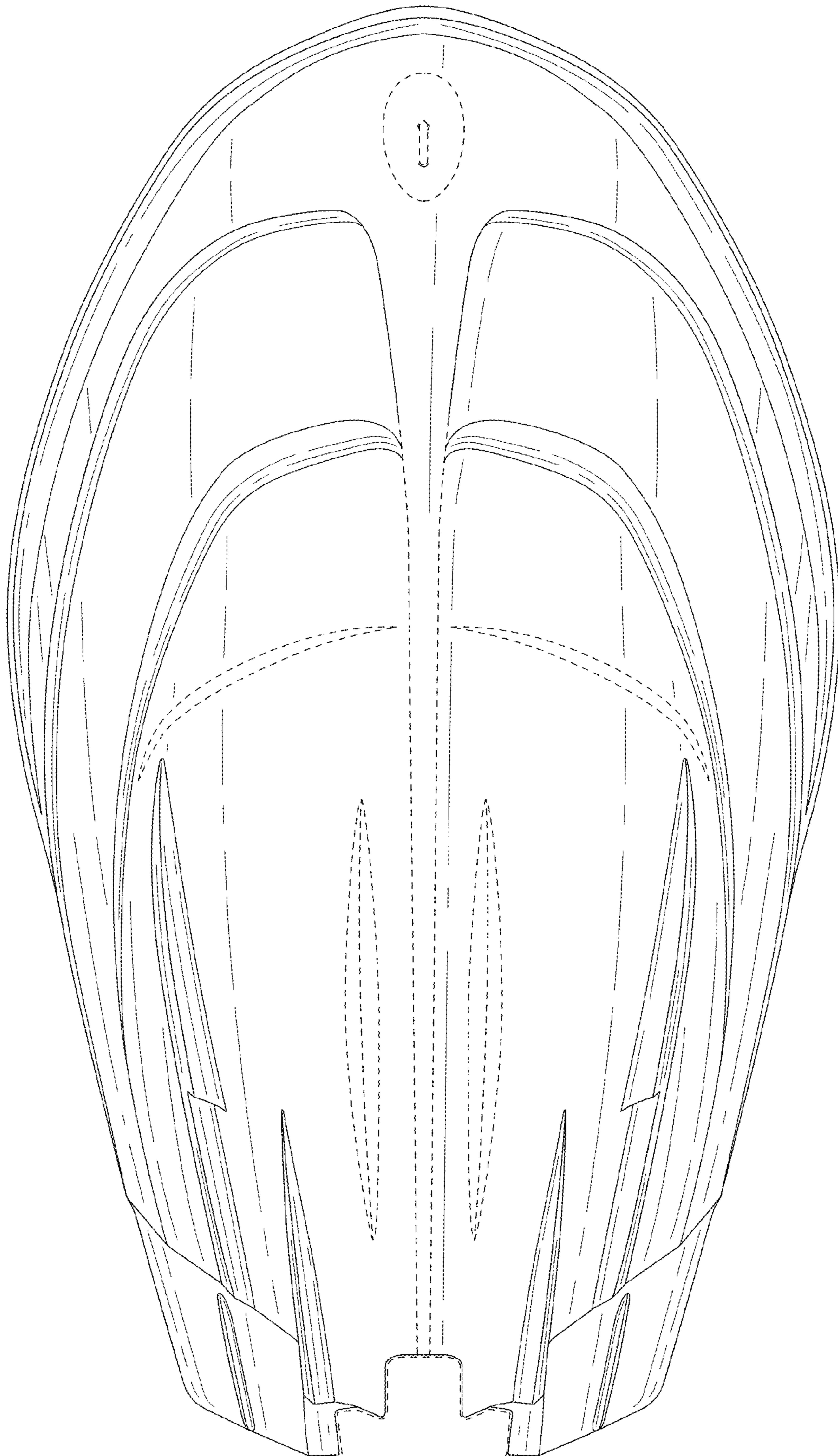


FIG. 8