



US00D900690S

(12) **United States Design Patent** (10) **Patent No.:** **US D900,690 S**  
**Lovati** (45) **Date of Patent:** **\*\* Nov. 3, 2020**

(54) **VEHICLE DOOR**

(71) Applicant: **SGUINZI PIETRO S.P.A.**, Gaggiano (MI) (IT)

(72) Inventor: **Stefano Lovati**, Gaggiano (IT)

(73) Assignee: **SGUINZI PIETRO S.P.A.**, Gaggiano (MI) (IT)

(\*\*) Term: **15 Years**

(21) Appl. No.: **29/677,911**

(22) Filed: **Jan. 24, 2019**

(51) **LOC (12) Cl.** ..... **12-16**

(52) **U.S. Cl.**  
USPC ..... **D12/196**

(58) **Field of Classification Search**  
USPC ..... D12/90, 91, 92, 99, 100, 190, 195, 196  
CPC ..... B60J 5/00; B60J 5/02; B60J 5/04; B60J 5/10; B62D 25/02; B62D 25/04  
See application file for complete search history.

(56) **References Cited**

**U.S. PATENT DOCUMENTS**

D221,749 S	*	9/1971	Reynolds	.....	D12/196
D498,192 S	*	11/2004	Metros	.....	D12/196
D550,136 S	*	9/2007	Beigel	.....	D12/196
D718,202 S	*	11/2014	Brown, Jr.	.....	D12/196
D814,357 S	*	4/2018	Milton	.....	D12/93
D816,004 S	*	4/2018	Milton	.....	D12/196
D816,574 S	*	5/2018	Loew	.....	D12/196
D839,164 S	*	1/2019	Zipfel	.....	D12/196
D847,715 S	*	5/2019	Von Holzhausen	.....	D12/196

\* cited by examiner

*Primary Examiner* — George D. Kirschbaum

*Assistant Examiner* — Joseph J Kukella

(74) *Attorney, Agent, or Firm* — Shuttleworth & Ingersoll, PLC; Timothy Klima

(57) **CLAIM**

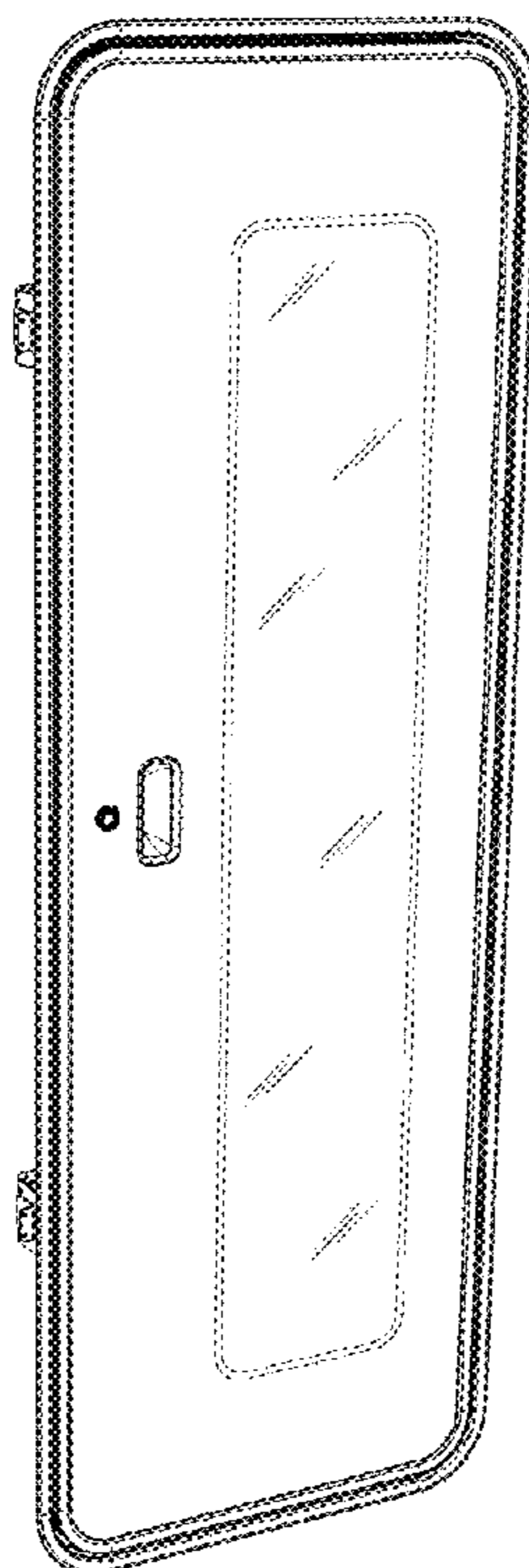
The ornamental design for a vehicle door, as shown and described.

**DESCRIPTION**

The patent or application file contains at least one drawing executed in color. Copies of this patent or patent application publication with color drawing(s) will be provided by the Office upon request and payment of the necessary fee.

FIG. 1 is a front perspective view of a vehicle door; FIG. 2 is a rear perspective view of the embodiment thereof; FIG. 3 is a top view of the embodiment thereof; FIG. 4 is a side view of the embodiment thereof; FIG. 5 is a front view of the embodiment thereof; FIG. 6 is a rear view the embodiment thereof; FIG. 7 is a front perspective view of a vehicle door; FIG. 8 is a rear perspective view of the embodiment thereof; FIG. 9 is a top view of the embodiment thereof; FIG. 10 is a side view of the embodiment thereof; FIG. 11 is a rear view the embodiment thereof; FIG. 12 is a front view of the embodiment thereof; FIG. 13 is a front view of a vehicle door; FIG. 14 is a rear view of the embodiment thereof; and, FIG. 15 is a side view of the embodiment thereof. Any broken lines in the figures illustrate portions of the vehicle door that form no part of the claimed design.

**1 Claim, 15 Drawing Sheets**  
**(5 of 15 Drawing Sheet(s) Filed in Color)**



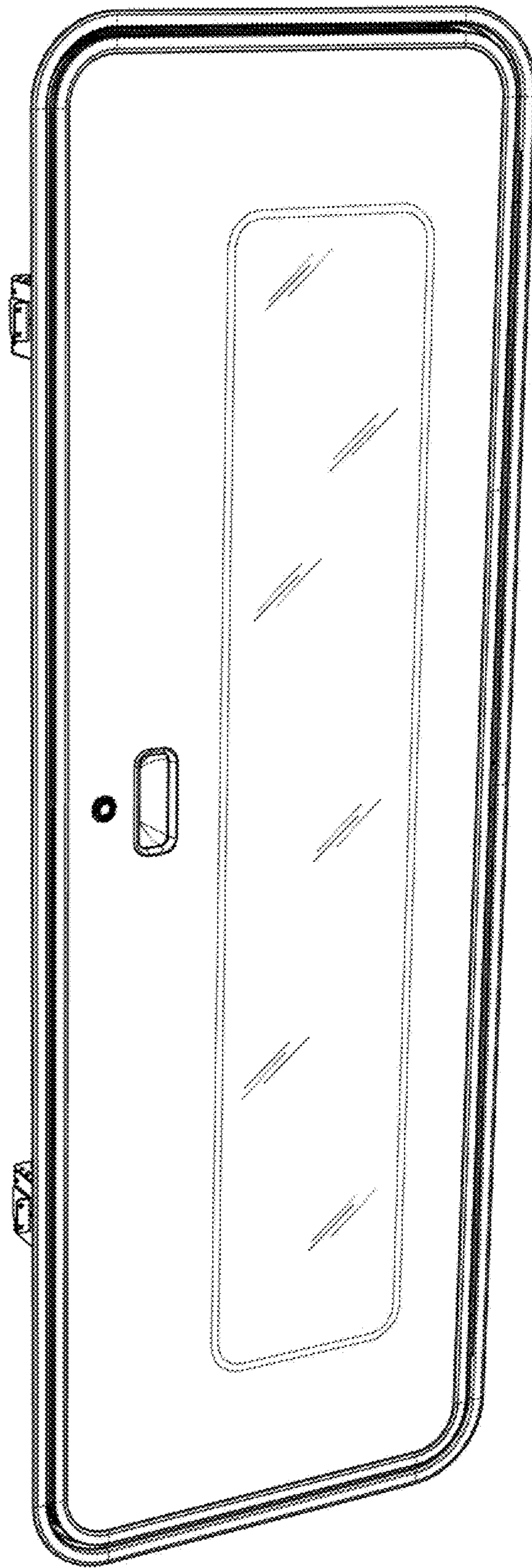


FIG. 1

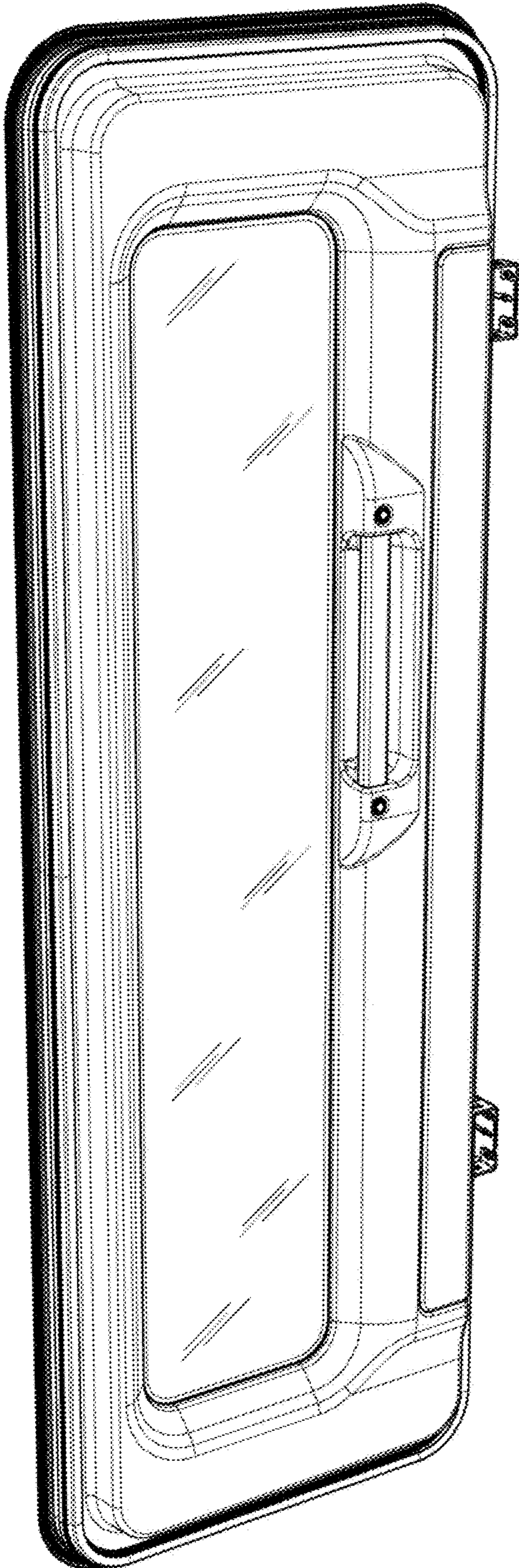


FIG. 2



FIG. 3



FIG. 4

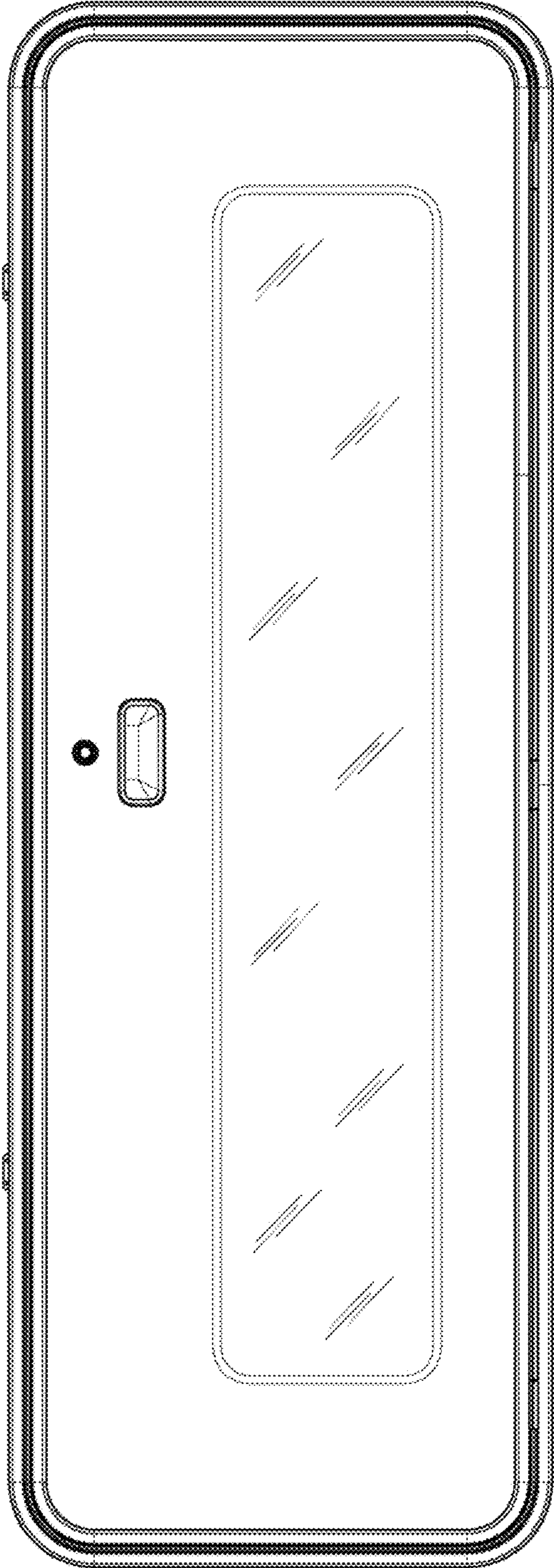


FIG. 5

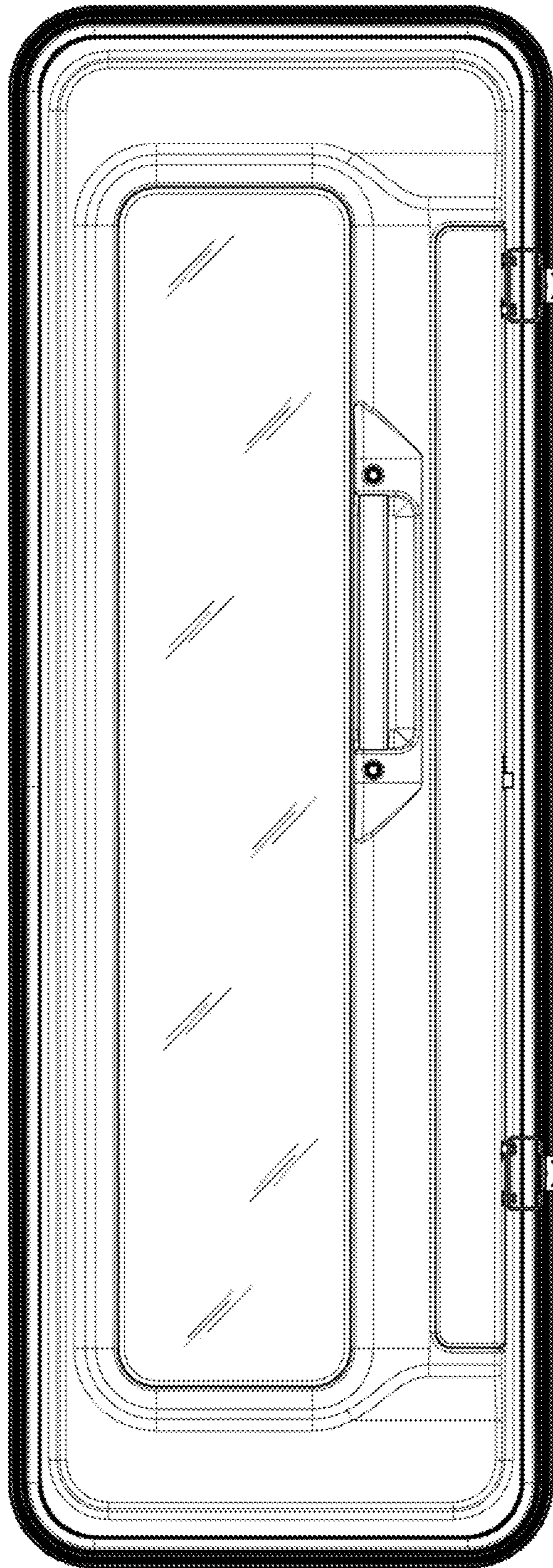


FIG. 6




FIG. 7



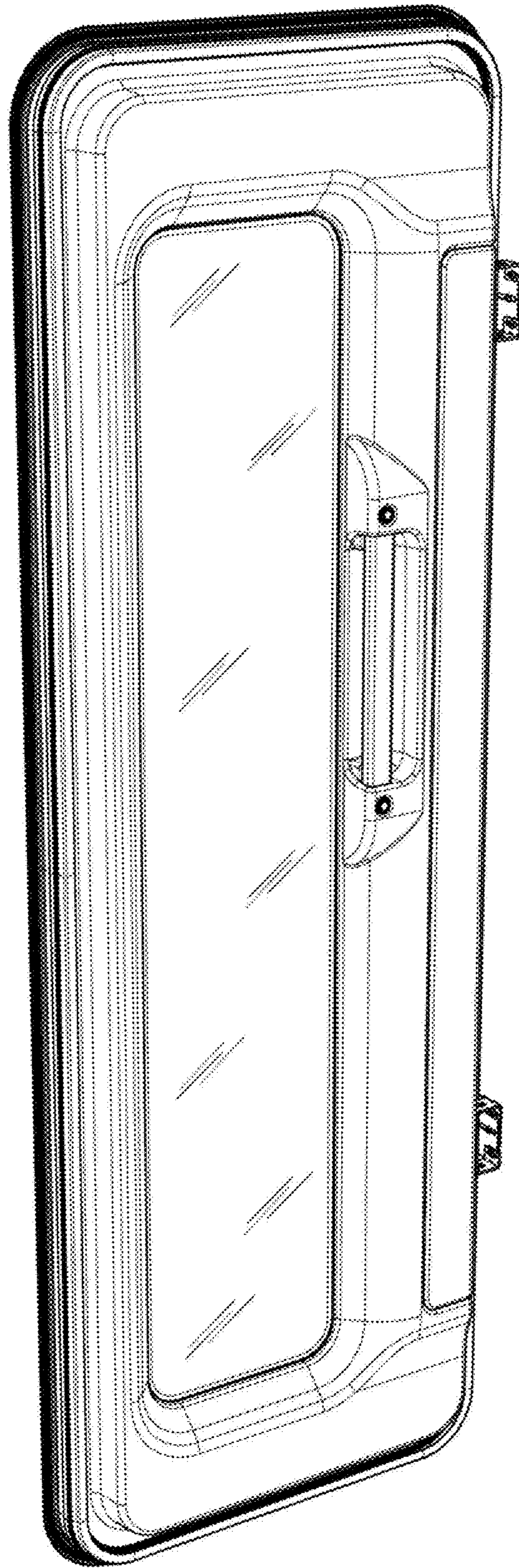


FIG. 8



FIG. 9




FIG. 10

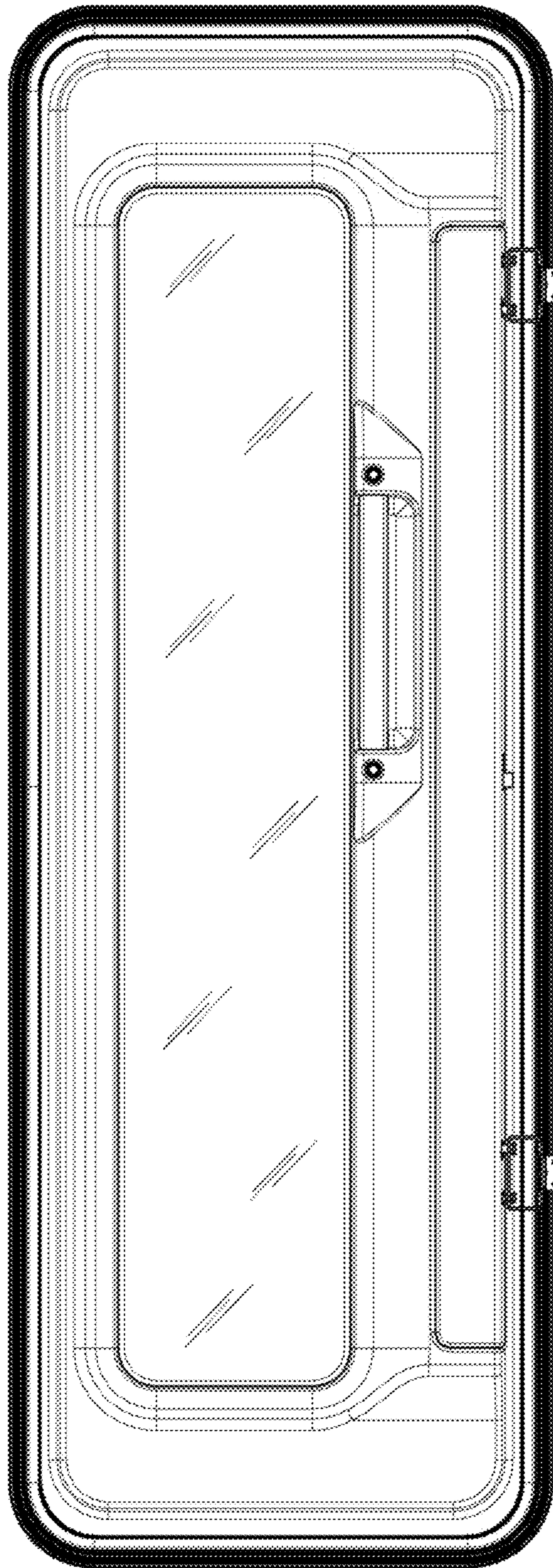


FIG. 11

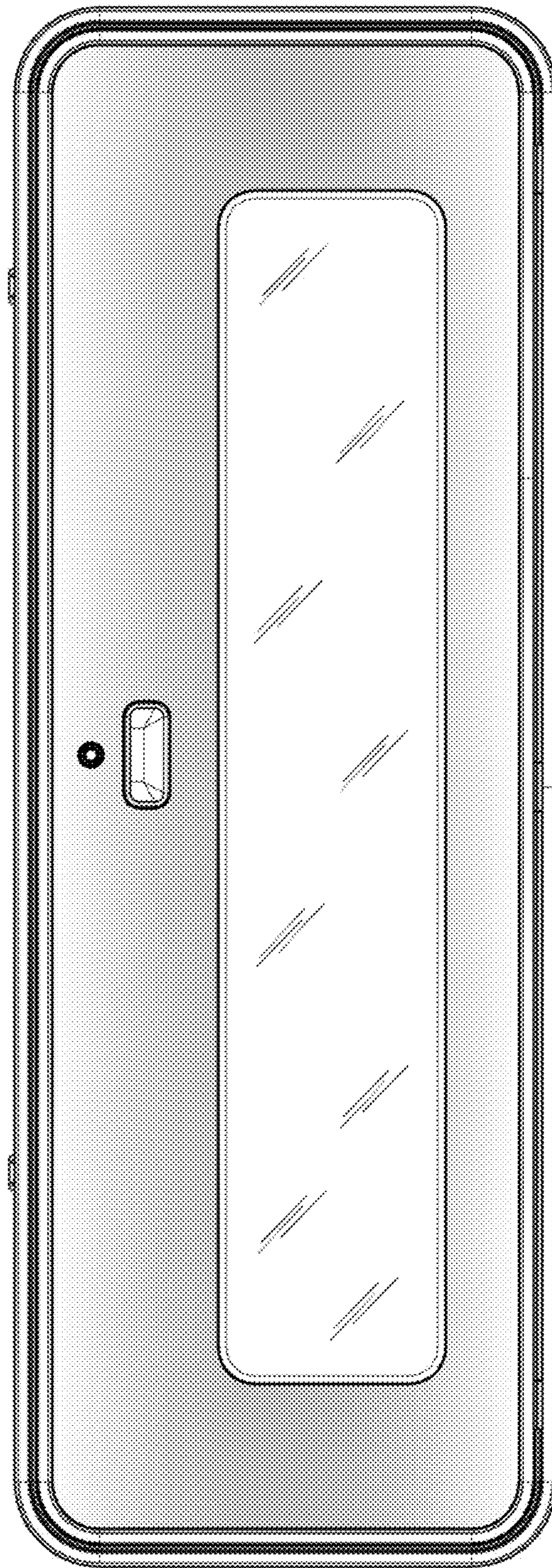


FIG. 12



FIG. 13




FIG. 14




FIG. 15