



US00D900684S

(12) **United States Design Patent** (10) **Patent No.:** **US D900,684 S**
Ninov et al. (45) **Date of Patent:** **** Nov. 3, 2020**

(54) **RADIATOR GRILLE**
(71) Applicants: **Deyan Ninov**, Royal Oak, MI (US);
Michael C. Gillam, Oxford, MI (US);
Joseph S. Dehner, Bloomfield Hills,
MI (US)
(72) Inventors: **Deyan Ninov**, Royal Oak, MI (US);
Michael C. Gillam, Oxford, MI (US);
Joseph S. Dehner, Bloomfield Hills,
MI (US)
(73) Assignee: **FCA US LLC**, Auburn Hills, MI (US)

D828,227 S * 9/2018 Ninov D12/98
D836,032 S * 12/2018 Ninov D12/98
D836,035 S * 12/2018 Scott D12/98
D836,041 S * 12/2018 Stone D12/163
D837,694 S * 1/2019 Ninov D12/98
D847,029 S * 4/2019 Ninov D12/98
D852,097 S * 6/2019 Scott D12/163
D864,049 S * 10/2019 Luke D12/163
D864,050 S * 10/2019 Luke D12/163
D865,580 S * 11/2019 Pollard D12/163
D868,632 S * 12/2019 Ninov D12/98
D868,640 S * 12/2019 DiCanzio D12/163
D868,641 S * 12/2019 DiCanzio D12/163
D872,659 S * 1/2020 Yang D12/163
D878,254 S * 3/2020 Tonello D12/163

(**) Term: **15 Years**

* cited by examiner

(21) Appl. No.: **29/689,245**

Primary Examiner — Melody N Brown

(22) Filed: **Apr. 29, 2019**

(74) *Attorney, Agent, or Firm* — Ralph E. Smith

Related U.S. Application Data

(63) Continuation-in-part of application No. 29/626,530,
filed on Nov. 17, 2017, now Pat. No. Des. 847,029.

(51) **LOC (12) Cl.** **12-16**

(52) **U.S. Cl.**
USPC **D12/163**

(58) **Field of Classification Search**
USPC D12/163, 196, 86, 90–92, 169, 190, 98,
D12/164; 293/102, 113, 115, 117, 120,
293/193.11; 296/180.1, 180.2; 180/68.1,
180/68.6
CPC B60R 19/52; B60K 11/08; B62D 25/08;
B62B 9/16

See application file for complete search history.

(56) **References Cited**

U.S. PATENT DOCUMENTS

D780,644 S * 3/2017 Kim D12/163
D801,235 S * 10/2017 Gillam D12/163


(57) **CLAIM**

The ornamental design for a radiator grille, as shown and described.

DESCRIPTION

FIG. 1 is a front perspective view of a radiator grille showing our new design;
FIG. 2 is a front view thereof;
FIG. 3 is a rear view thereof;
FIG. 4 is a side view thereof;
FIG. 5 is a top view thereof; and,
FIG. 6 is a bottom view thereof.
It will be understood that the broken lines shown in the drawings illustrate portions of the radiator grille that form no part of the claimed design.

1 Claim, 5 Drawing Sheets



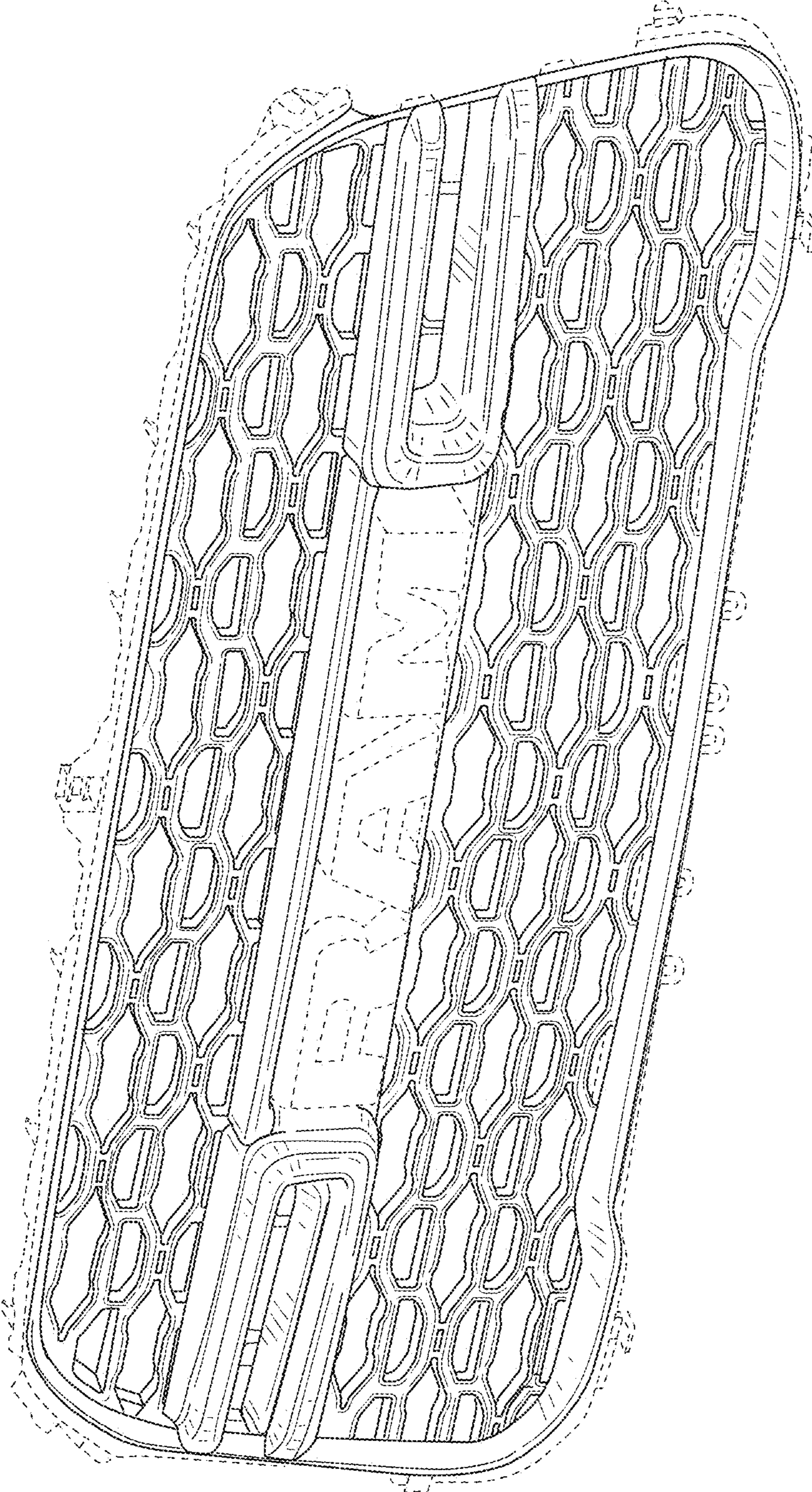


FIG. 1

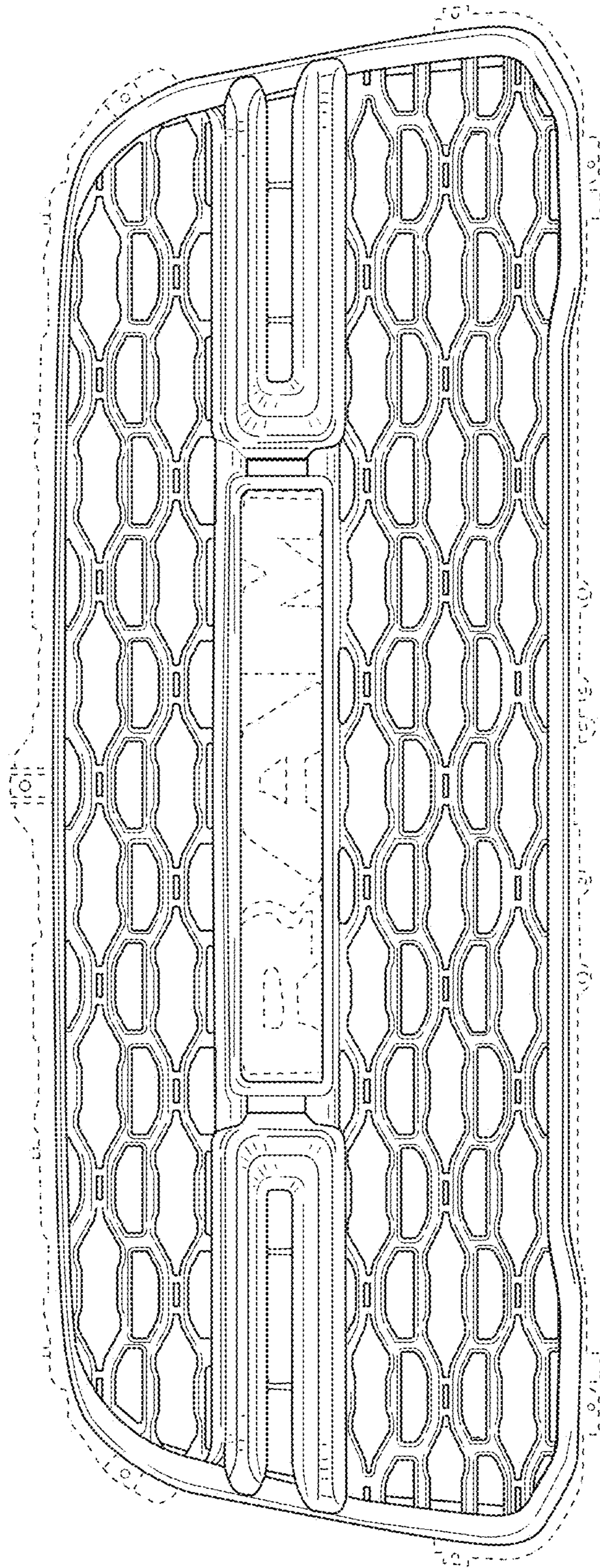


FIG. 2

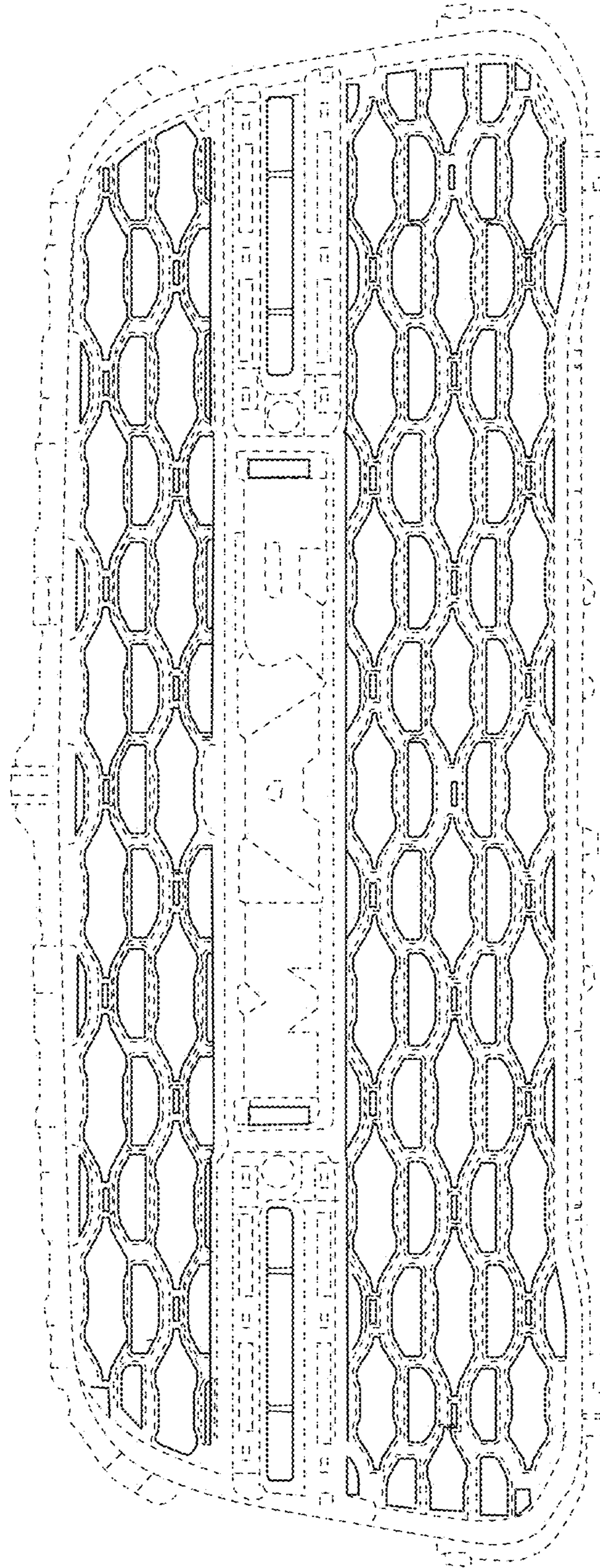


FIG. 3

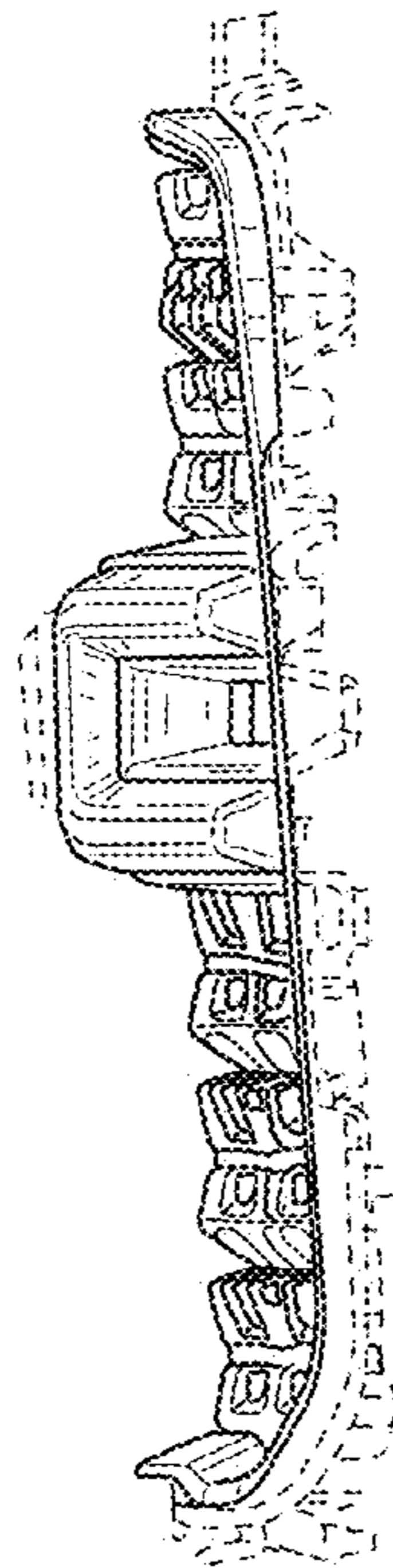


FIG. 4

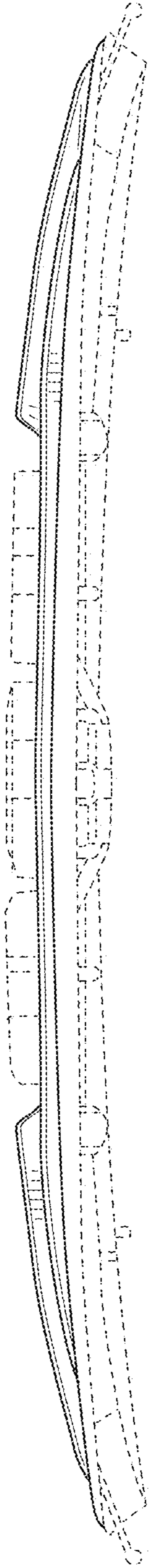


FIG. 5

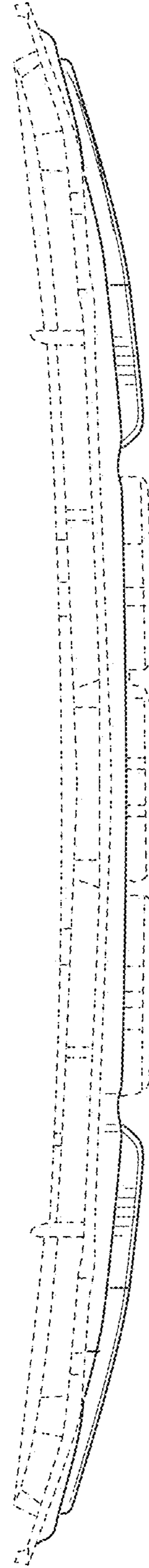


FIG. 6