



US00D900665S

(12) **United States Design Patent**
Gad

(10) **Patent No.:** **US D900,665 S**

(45) **Date of Patent:** **** Nov. 3, 2020**

(54) **PENDANT**

(71) Applicant: **FINESSE DIAMOND, CORP.**, New York, NY (US)

(72) Inventor: **Steven Gad**, New York City, NY (US)

(73) Assignee: **FINESSE DIAMOND, CORP.**, New York, NY (US)

(**) Term: **15 Years**

(21) Appl. No.: **29/683,054**

(22) Filed: **Mar. 11, 2019**

(51) **LOC (12) Cl.** **11-01**

(52) **U.S. Cl.**
USPC **D11/79**

(58) **Field of Classification Search**
USPC D11/1-20, 30, 37, 38, 40, 43, 48, 56, 61,
D11/75, 76, 79-83, 86, 91, 34-36;
D10/33, 34, 35, 36, 39, 126
CPC A44C 3/00; A44C 3/001; A44C 3/004;
A44C 3/005; A44C 3/008; A44C 15/001;
A44C 15/0005; A44C 15/0045; A44C
5/00; A44C 7/00; A44C 25/00; A44C
25/002; A44C 25/007; A44C 25/008;
A44C 1/00

See application file for complete search history.

(56) **References Cited**

U.S. PATENT DOCUMENTS

D338,846 S *	8/1993	Jewell	D10/104.2
D444,611 S *	7/2001	Wolfe	D1/104
D450,615 S *	11/2001	Ambar	D11/76
D464,584 S *	10/2002	Tsukayama	D11/55
D476,686 S *	7/2003	Johnson	D19/34
D657,000 S *	4/2012	Nelson	D21/453
D672,269 S *	12/2012	Wong	D11/91
D676,776 S *	2/2013	Williams	D11/26
D676,777 S *	2/2013	Williams	D11/26
D676,778 S *	2/2013	Williams	D11/26

D704,589 S *	5/2014	Daniels Christensen	A44C 5/00
			D11/7
D711,276 S *	8/2014	Fehsenfeld	D11/1
D801,845 S *	11/2017	Bloutacker	D10/126
D803,085 S *	11/2017	Hagen	D11/1
9,820,538 B2 *	11/2017	Lebreton	A44C 27/001

(Continued)

OTHER PUBLICATIONS

Bony Levy Circular Diamond Medallion, no date available, [online], [site visited Jan. 24, 2020]. Retrieved from url:https://shop.nordstrom.com/s/bony-levy-circular-diamond-medallion-pendant-necklace-nordstrom-exclusive/5246207/lite (Year: 2020).*

(Continued)

Primary Examiner — Michelle E. Wilson

Assistant Examiner — Tracey J Bell

(74) *Attorney, Agent, or Firm* — Banner & Witcoff, Ltd.

(57) **CLAIM**

The ornamental design for a pendant, as shown and described.

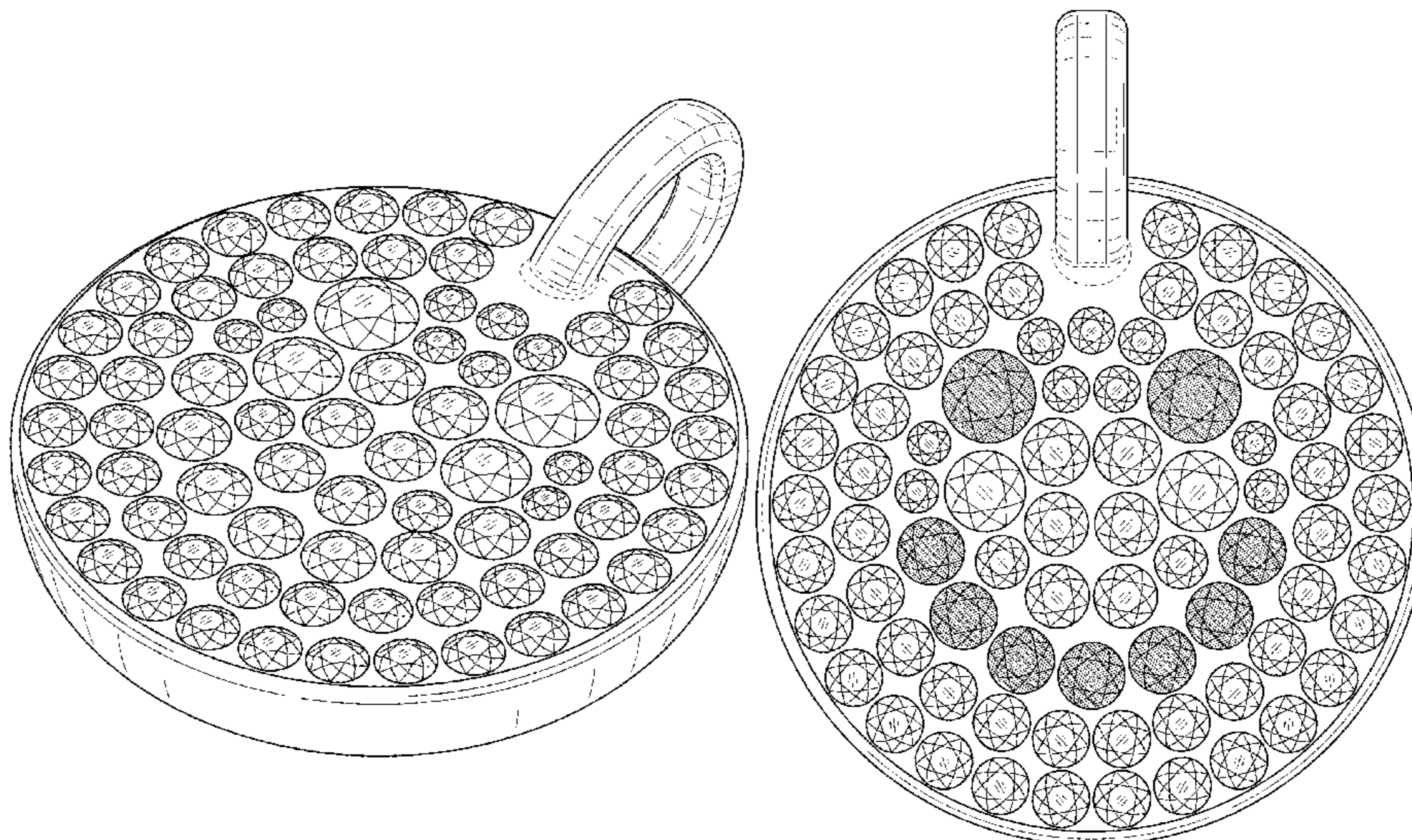
DESCRIPTION

FIG. 1 is a front view of a pendant showing my new design; FIG. 2 is a rear view thereof; FIG. 3 is a right side view thereof; FIG. 4 is a left side view thereof; FIG. 5 is a top view thereof; FIG. 6 is a bottom view thereof; FIG. 7 is a front perspective view thereof; and, FIG. 8 is a front view of the pendant of FIGS. 1-7 showing a stone region in a changed state of appearance relative to FIGS. 1-7.

The stippling shown on the stone region in FIG. 8 represents a contrast of appearance with respect to remaining stones and the change of state is affected.

The broken lines depict portions of the pendant that form no part of the claimed design.

1 Claim, 6 Drawing Sheets



(56)

References Cited

U.S. PATENT DOCUMENTS

D816,534 S * 5/2018 Barouch D11/5
D832,127 S * 10/2018 Grois D11/2
2008/0016915 A1* 1/2008 Shah A44C 13/00
63/40
2019/0279414 A1* 9/2019 Aksit G06T 15/04

OTHER PUBLICATIONS

Womens Diamond Smiley Round Pendant, no date available, [online], [site visited Jan. 29, 2020]. Retrieved from url:https://www.24diamonds.com/14k-yellow-gold-1-62-ct-diamond-smiley-round-pendant-necklace_31005.html (Year: 2020).*

Ebay Clear Rhinestone Crystal Smiley Happy Face Pendant, Jun. 27, 2019, [online], [site visited Jan. 29, 2020]. Retrieved from url:<https://www.ebay.com/itm/Clear-Rhinestone-Crystal-Smiley-Happy-Face-Pendant-Necklace-P874-/130831285905> (Year: 2019).*

* cited by examiner

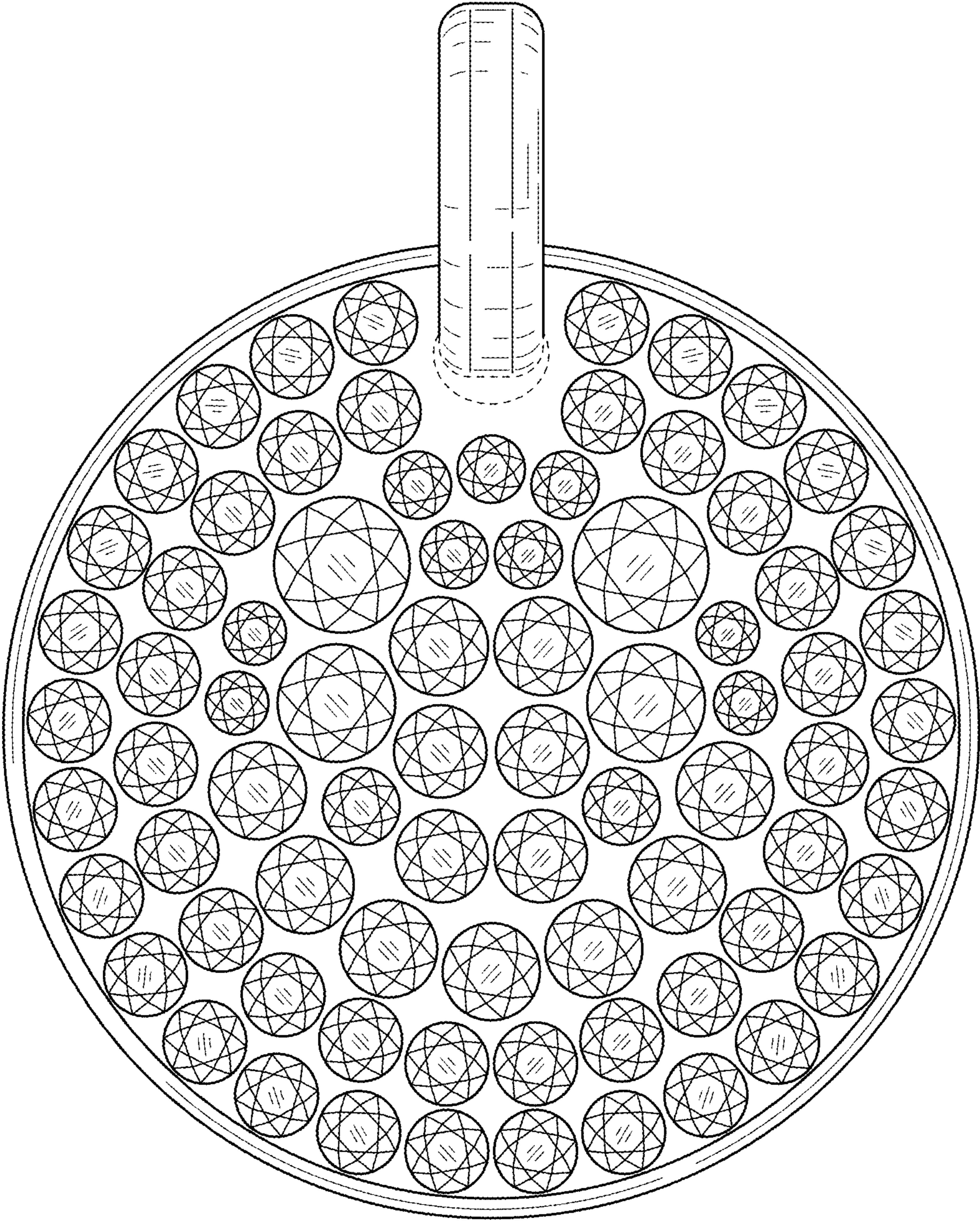


FIG. 1

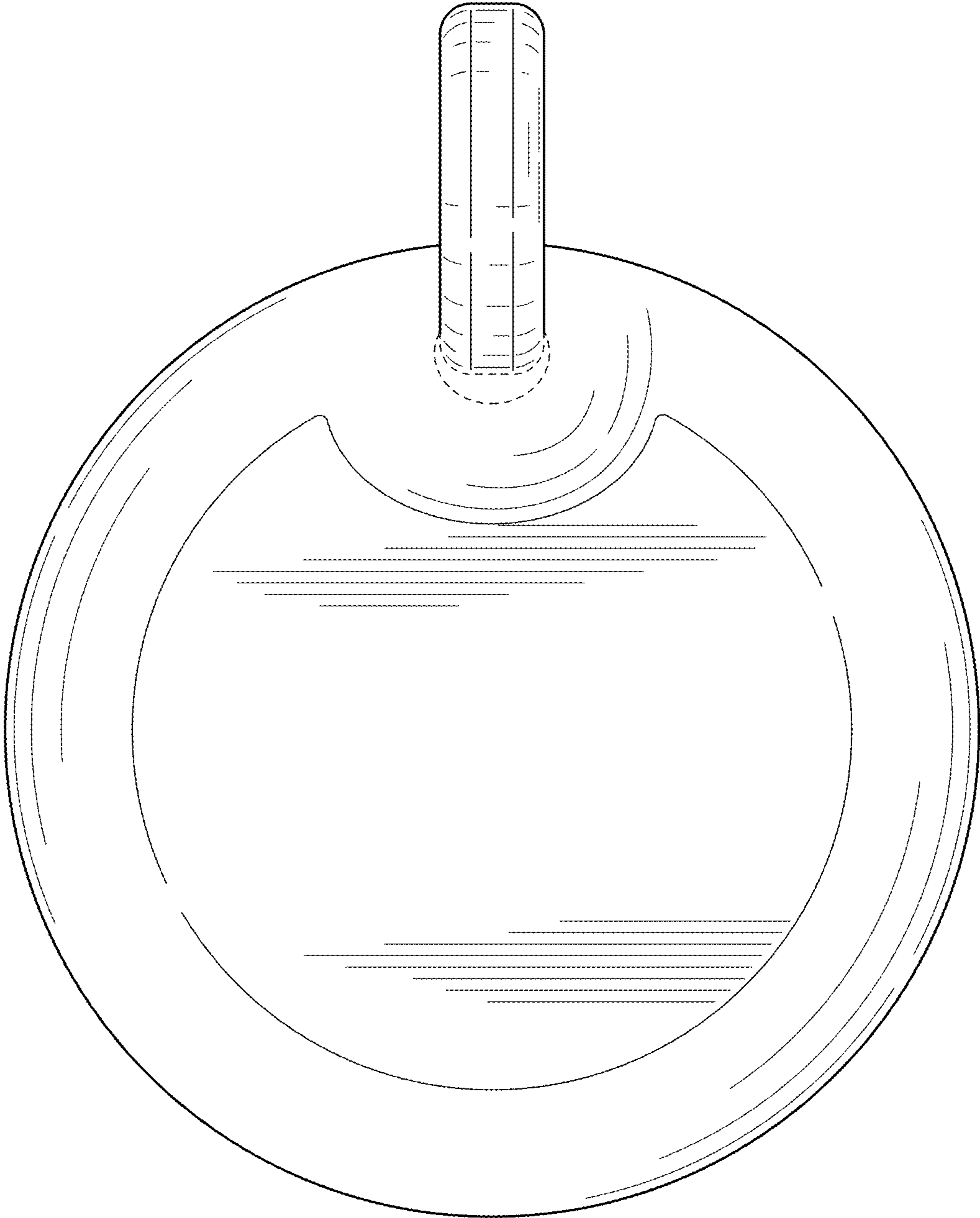


FIG. 2

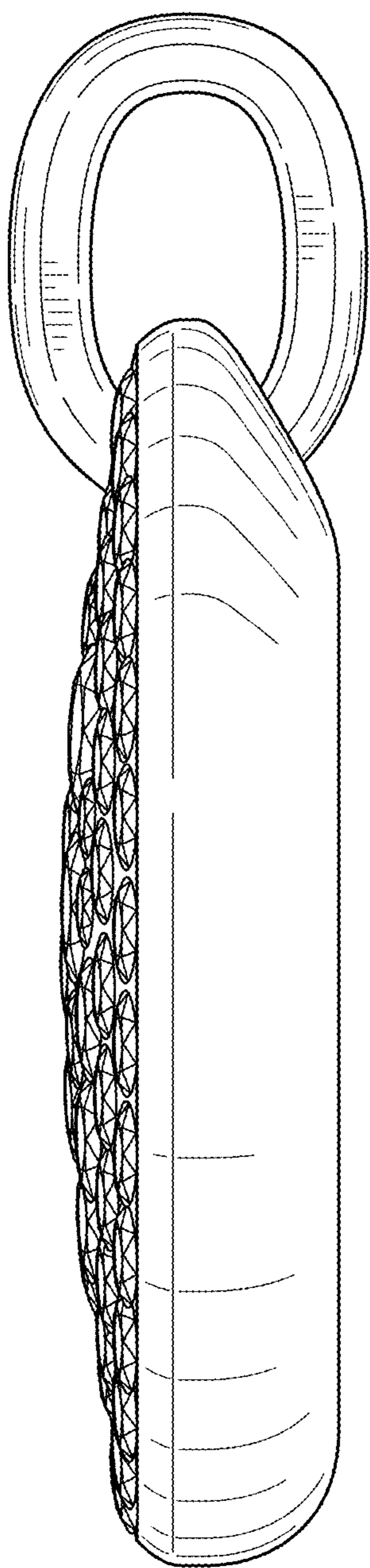


FIG. 3

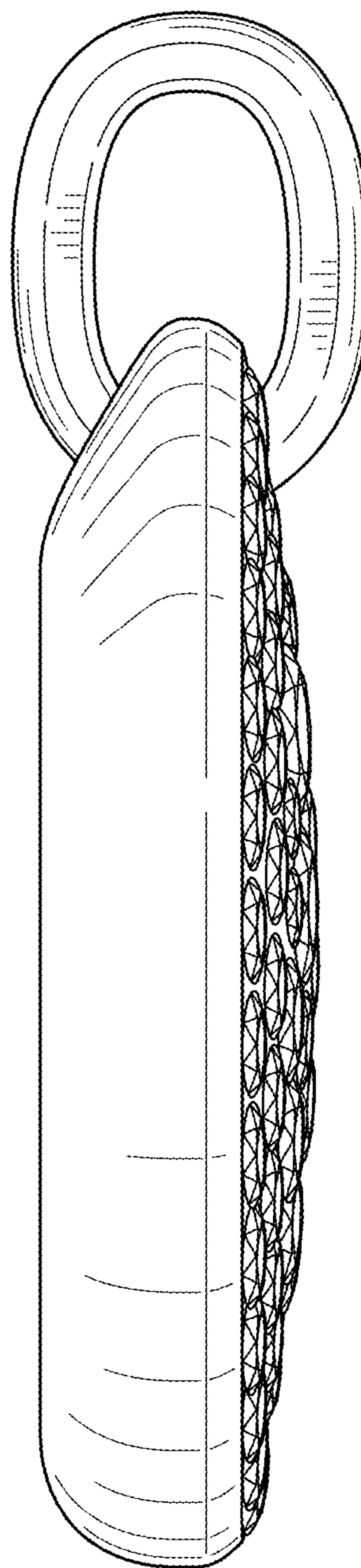


FIG. 4

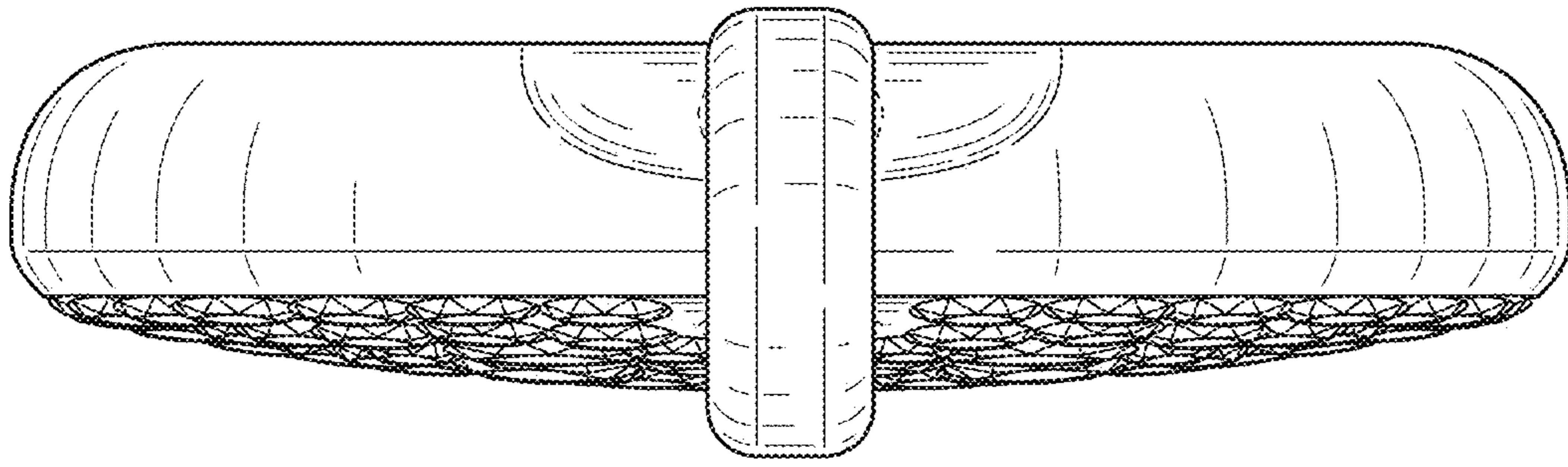


FIG. 5

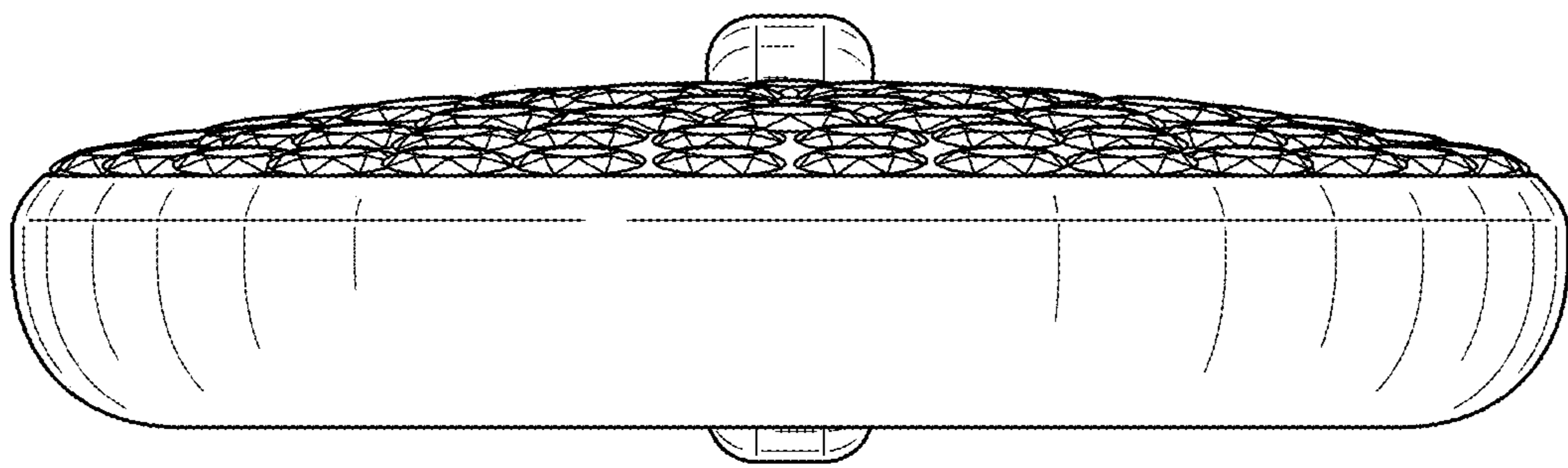


FIG. 6

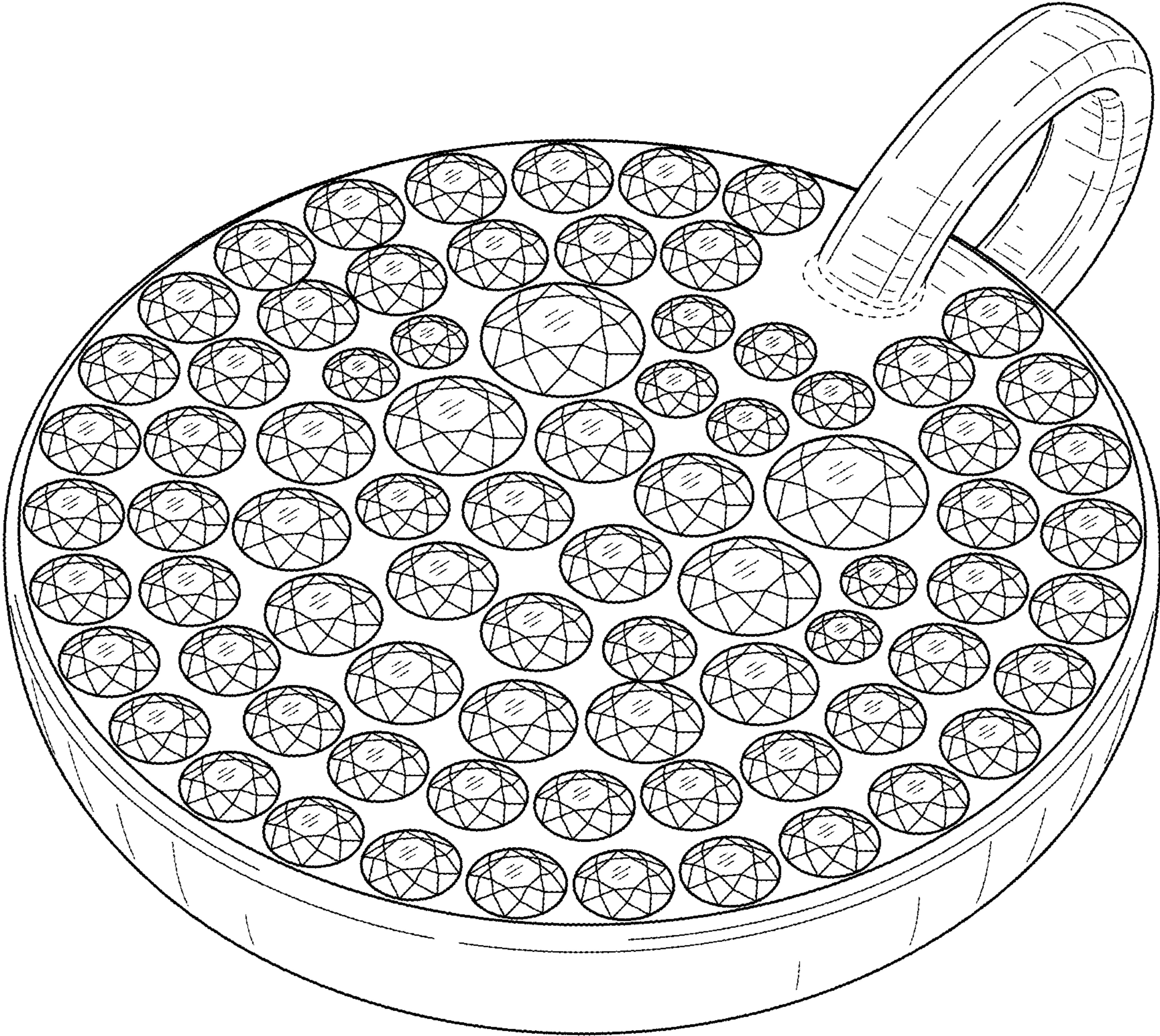


FIG. 7

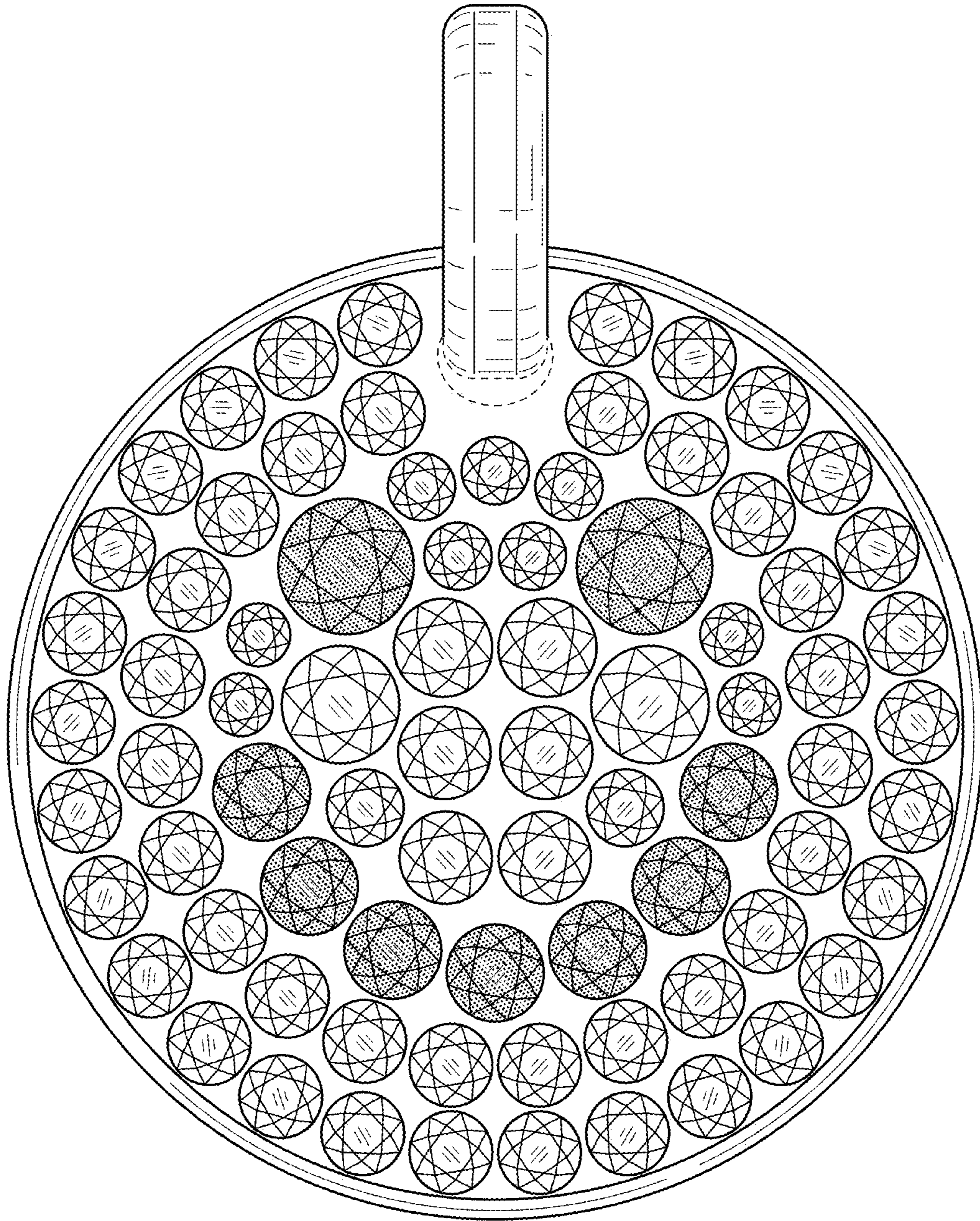


FIG. 8