



US00D900654S

(12) **United States Design Patent**  
**Jude**

(10) **Patent No.:** **US D900,654 S**

(45) **Date of Patent:** **\*\* Nov. 3, 2020**

(54) **TOOL GUIDE**

(71) Applicant: **Philip R. S. Jude**, Valley Stream, NY  
(US)

(72) Inventor: **Philip R. S. Jude**, Valley Stream, NY  
(US)

(\*\*) Term: **15 Years**

(21) Appl. No.: **29/651,832**

(22) Filed: **Apr. 19, 2019**

(51) **LOC (12) Cl.** ..... **10-04**

(52) **U.S. Cl.**  
USPC ..... **D10/71**

(58) **Field of Classification Search**  
USPC ..... D10/71, 74  
CPC ... G01B 3/02; G01B 3/04; G01B 3/00; G01B  
3/002; G01B 3/004; G01B 3/006; G01B  
3/008; B43L 13/145  
See application file for complete search history.

(56) **References Cited**

U.S. PATENT DOCUMENTS

- 1,085,905 A \* 2/1914 Hagley ..... G01B 3/004  
33/494
- 1,685,109 A \* 9/1928 Weber, Jr. .... G01B 3/04  
33/562

- 3,230,628 A \* 1/1966 Hite ..... G01B 3/04  
33/548
- 8,458,921 B2 \* 6/2013 Hernandez ..... G01B 3/06  
33/494
- D711,260 S \* 8/2014 Igarashi ..... G01B 3/004  
D10/71
- 9,897,476 B1 \* 2/2018 Bauer ..... G01B 3/004
- 10,168,135 B2 \* 1/2019 Lin ..... G01B 5/061
- 2012/0255190 A1 \* 10/2012 Hernandez ..... G01B 3/004  
33/679.1

\* cited by examiner

*Primary Examiner* — Antoine Duval Davis

(74) *Attorney, Agent, or Firm* — Paul R. Martin

(57) **CLAIM**

The ornamental design for a tool guide, as shown and described.

**DESCRIPTION**

FIG. 1 is a top perspective view of the tool guide showing my new design.

FIG. 2 is a top plan view thereof.

FIG. 3 is a bottom view thereof.

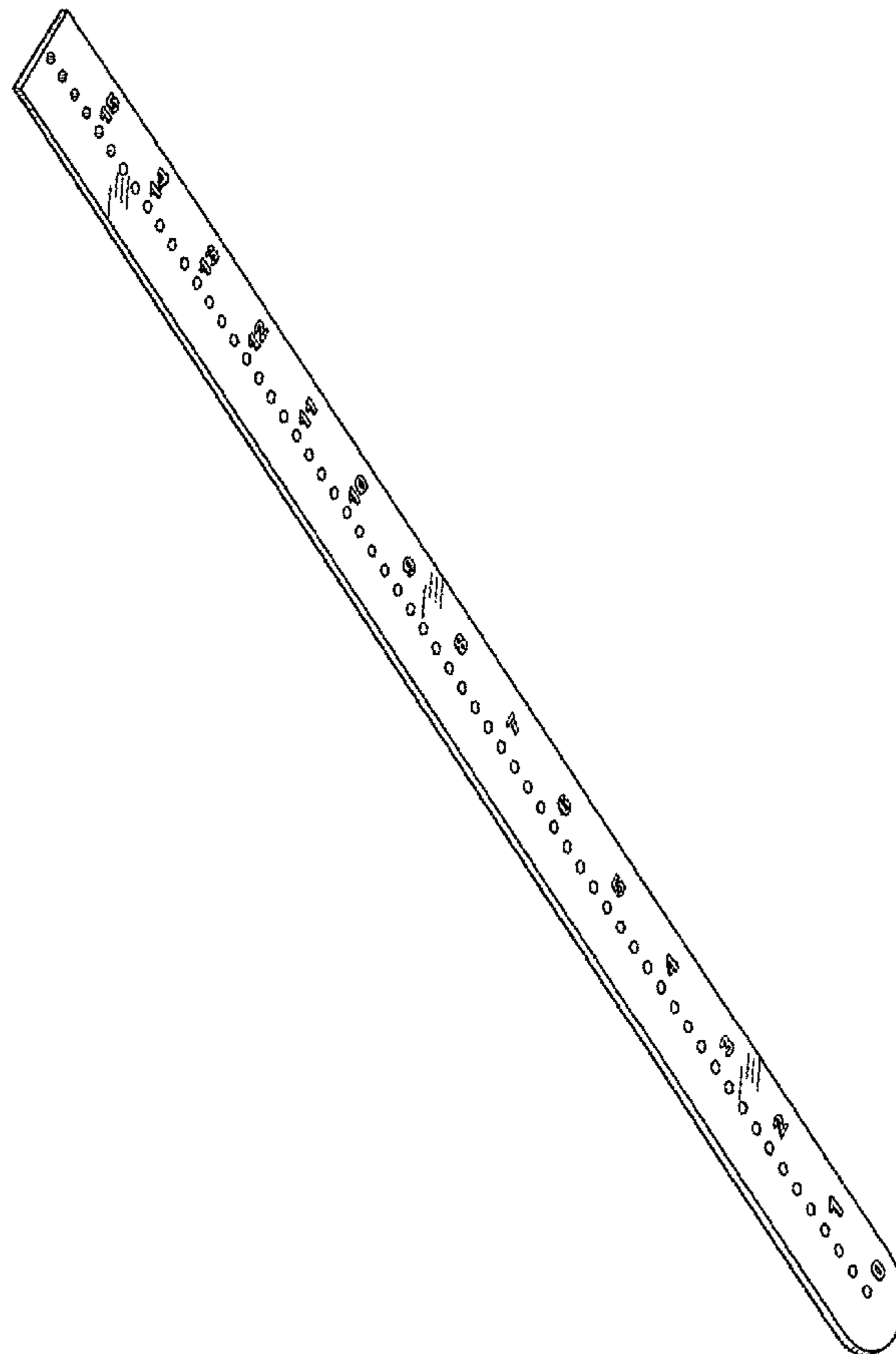
FIG. 4 is a rear elevational view thereof.

FIG. 5 is a front elevational view thereof.

FIG. 6 is a right side elevational view thereof; and,

FIG. 7 is a left side elevational view thereof.

**1 Claim, 5 Drawing Sheets**



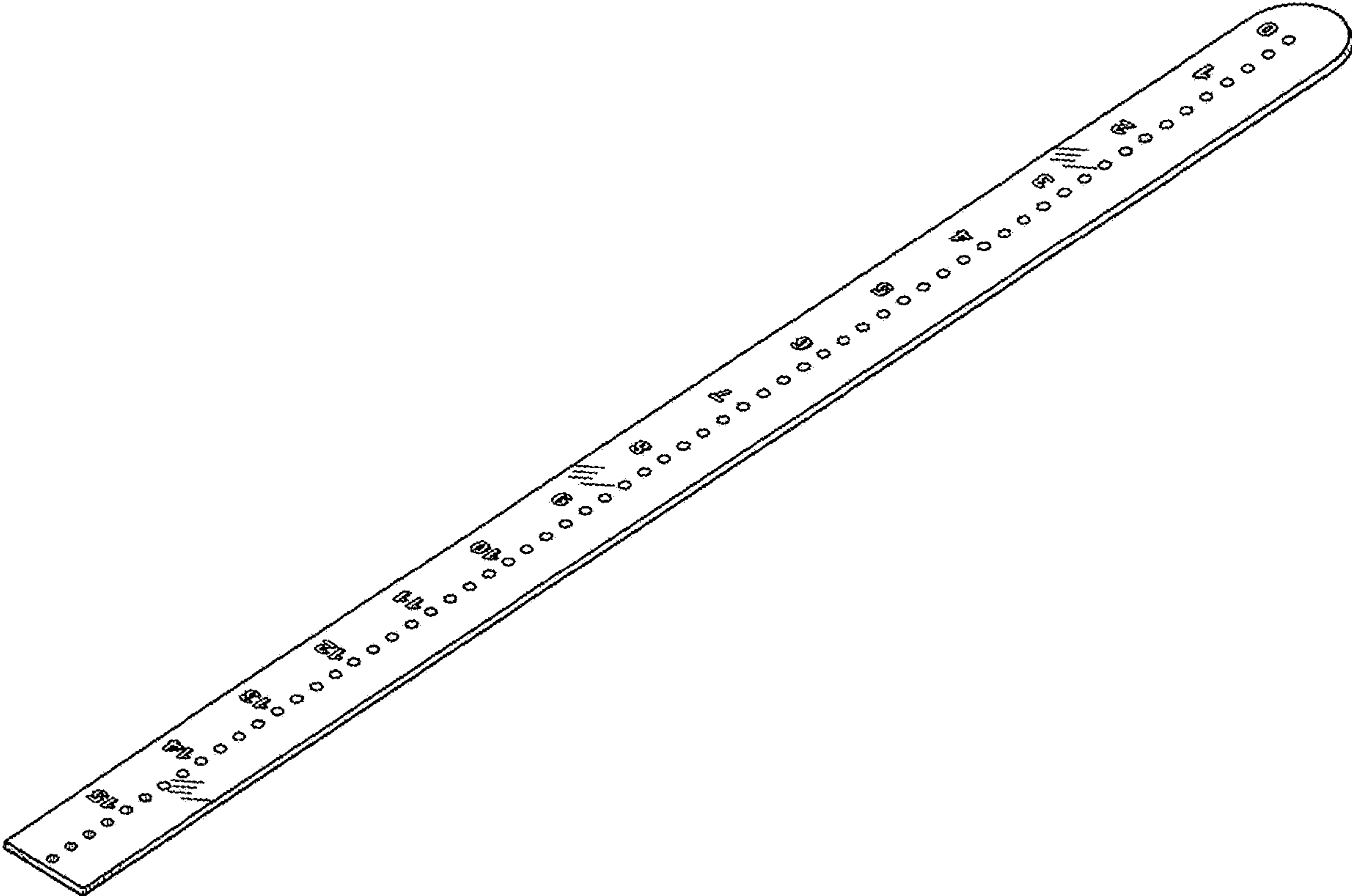


FIG. 1

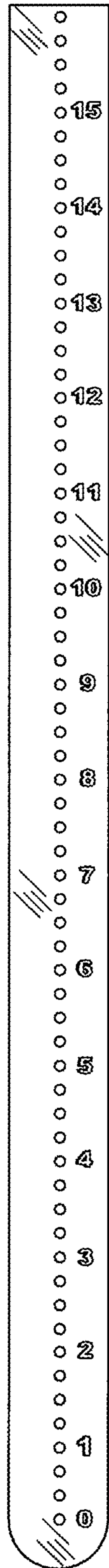


FIG. 2

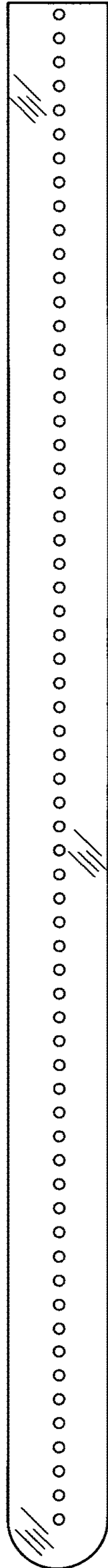


FIG. 3



FIG. 4



FIG. 5



FIG. 6

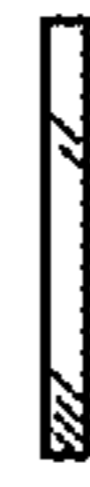


FIG. 7