



US00D900651S

(12) **United States Design Patent** (10) **Patent No.:** **US D900,651 S**
Liu et al. (45) **Date of Patent:** **** Nov. 3, 2020**

(54) **PARTICULATE MATTER DETECTOR**
(71) Applicant: **Beijing Xiaomi Mobile Software Co., Ltd.**, Beijing (CN)
(72) Inventors: **Tie Liu**, Beijing (CN); **Ziming Yuan**, Beijing (CN)
(73) Assignee: **Beijing Xiaomi Mobile Software Co., Ltd.**, Beijing (CN)

D775,978 S * 1/2017 Christianson D10/106.8
D775,979 S * 1/2017 Christianson D10/106.6
D786,106 S * 5/2017 Yau D10/106.6
D795,109 S * 8/2017 Olodort D10/104.1
D836,013 S * 12/2018 Onishi D10/70
D840,251 S * 2/2019 Choi D10/52
D869,320 S * 12/2019 Wang D10/106.6

(**) Term: **15 Years**
(21) Appl. No.: **35/506,910**
(22) Filed: **Dec. 13, 2018**
(80) **Hague Agreement Data**
Int. Filing Date: **Dec. 13, 2018**
Int. Reg. No.: **DM/200646**
Int. Reg. Date: **Dec. 13, 2018**
Int. Reg. Pub. Date: **Jun. 14, 2019**

OTHER PUBLICATIONS

Indian Patent Office, Office Action Issued in Application No. 313658-001, dated Jan. 10, 2019, 12 pages.
State Intellectual Property Office of the People's Republic of China, Office Action Issued in Application No. 201830389014.6, dated Oct. 25, 2018, 1 pages.

* cited by examiner

Primary Examiner — George D. Kirschbaum
Assistant Examiner — Joseph J. Kukella
(74) *Attorney, Agent, or Firm* — Syncoda LLC; Feng Ma

(30) **Foreign Application Priority Data**
Jul. 18, 2018 (CN) 2018 3 0389014
(51) **LOC (12) Cl.** **10-05**
(52) **U.S. Cl.**
USPC **D10/52**

(57) **CLAIM**

The ornamental design for a particulate matter detector, as shown and described.


(58) **Field of Classification Search**
USPC D10/52, 70, 97, 103, 104.1, 104.2, D10/106.1–106.95, 108, 121, 123, 124, D10/125, 132; D14/356, 357, 358; D16/202, 203, 214, 215
CPC G08B 17/00; G08B 17/06; G08B 17/10; G08B 17/11; G08B 17/12; G08B 17/103; G08B 17/107; G08B 21/02; G08B 21/0202; G08B 21/0205; G08B 21/182
See application file for complete search history.

DESCRIPTION

1. Particulate matter detector
1.1 is a front view of a particulate matter detector showing our new design.
1.2 is a rear view thereof.
1.3 is a left side view thereof.
1.4 is a right side view thereof.
1.5 is a top view thereof.
1.6 is a bottom view thereof.
1.7 is a perspective view thereof.
The features shown in broken lines form no part of the claimed design.


(56) **References Cited**
U.S. PATENT DOCUMENTS
D518,469 S * 4/2006 Barad D10/121
D699,614 S * 2/2014 Ke D10/106.95

1 Claim, 7 Drawing Sheets







1.1



1.2



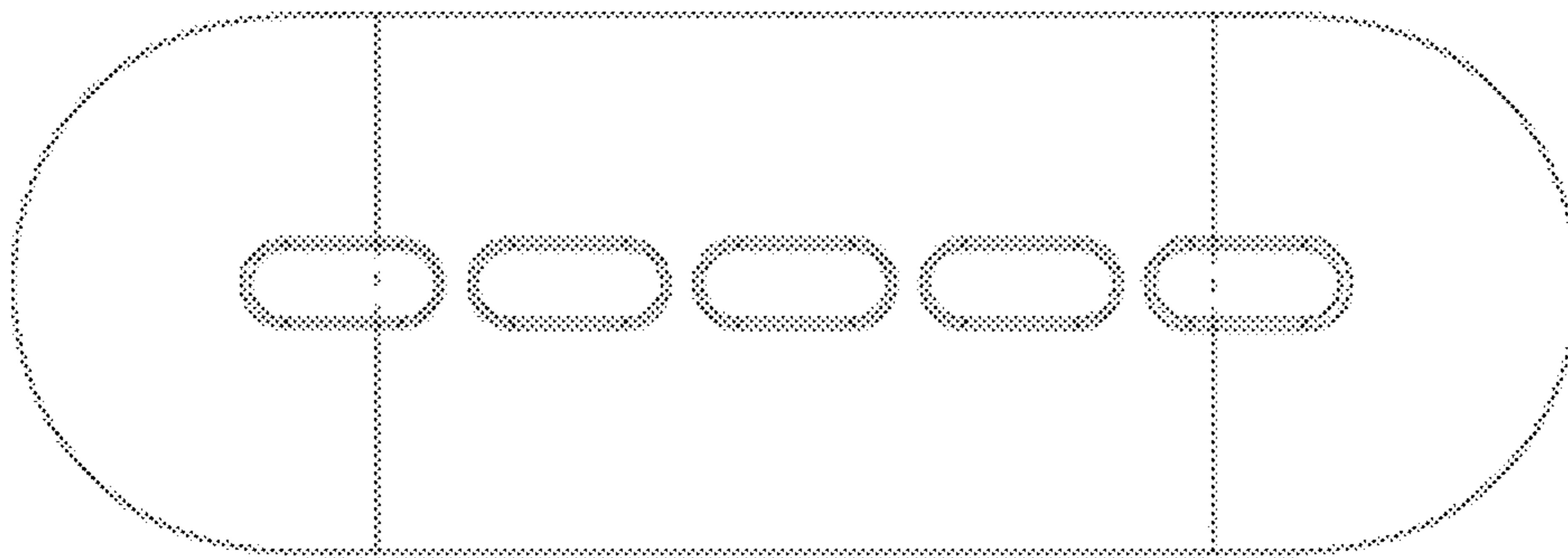
1.3



1.4



1.5



1.6

