



US00D900650S

(12) **United States Design Patent** (10) **Patent No.:** **US D900,650 S**
Hernandez et al. (45) **Date of Patent:** **** Nov. 3, 2020**

(54) **MONITORING DEVICE**

(56) **References Cited**

(71) Applicant: **3M INNOVATIVE PROPERTIES COMPANY**, St. Paul, MN (US)

U.S. PATENT DOCUMENTS

(72) Inventors: **Alonso M. Hernandez**, St. Paul, MN (US); **Nicolas A. Echeverri**, Woodbury, MN (US); **Brian D. Gale**, Blaine, MN (US); **Michael A. Meis**, Stillwater, MN (US); **Mark A. Sanocki**, Vadnais Heights, MN (US)

D711,257 S * 8/2014 Sargent D10/103
D734,679 S * 7/2015 Liu D10/53
D814,619 S 4/2018 Harrison et al.
D835,766 S 12/2018 Chen

FOREIGN PATENT DOCUMENTS

TW D170348 9/2015

OTHER PUBLICATIONS

(73) Assignee: **3M INNOVATIVE PROPERTIES COMPANY**, St. Paul, MN (US)

U.S. Appl. No. 29/669,443, filed Nov. 8, 2018.

(**) Term: **15 Years**

* cited by examiner

(21) Appl. No.: **29/680,915**

Primary Examiner — Antoine Duval Davis

(22) Filed: **Feb. 21, 2019**

(74) *Attorney, Agent, or Firm* — Kevin Weber; Irina Hass

(51) **LOC (12) Cl.** **10-04**

(57) **CLAIM**

(52) **U.S. Cl.**

The ornamental design for a monitoring device, as shown and described.

USPC **D10/52; D10/53**

DESCRIPTION

(58) **Field of Classification Search**

USPC D10/52, 53

CPC G01N 1/2273; G01N 2001/2276; G01N 2001/2279; G01N 7/00; G01N 7/02; G01N 7/04; G01N 7/06; G01N 7/08; G01N 7/10; G01N 7/12; G01N 7/14; G01N 7/16; G01N 7/18; G01N 7/20; G01N 7/22; G01N 33/004–33/0075; G01N 1/22–1/2294; G01N 2001/2217–2001/2297; G01N 25/26; G01N 27/122; H04B 17/23

FIG. 1 is a perspective view showing the new design for a monitoring device;

FIG. 2 is a rear view thereof;

FIG. 3 is a front view thereof;

FIG. 4 is a right side view thereof;

FIG. 5 is a left side view thereof;

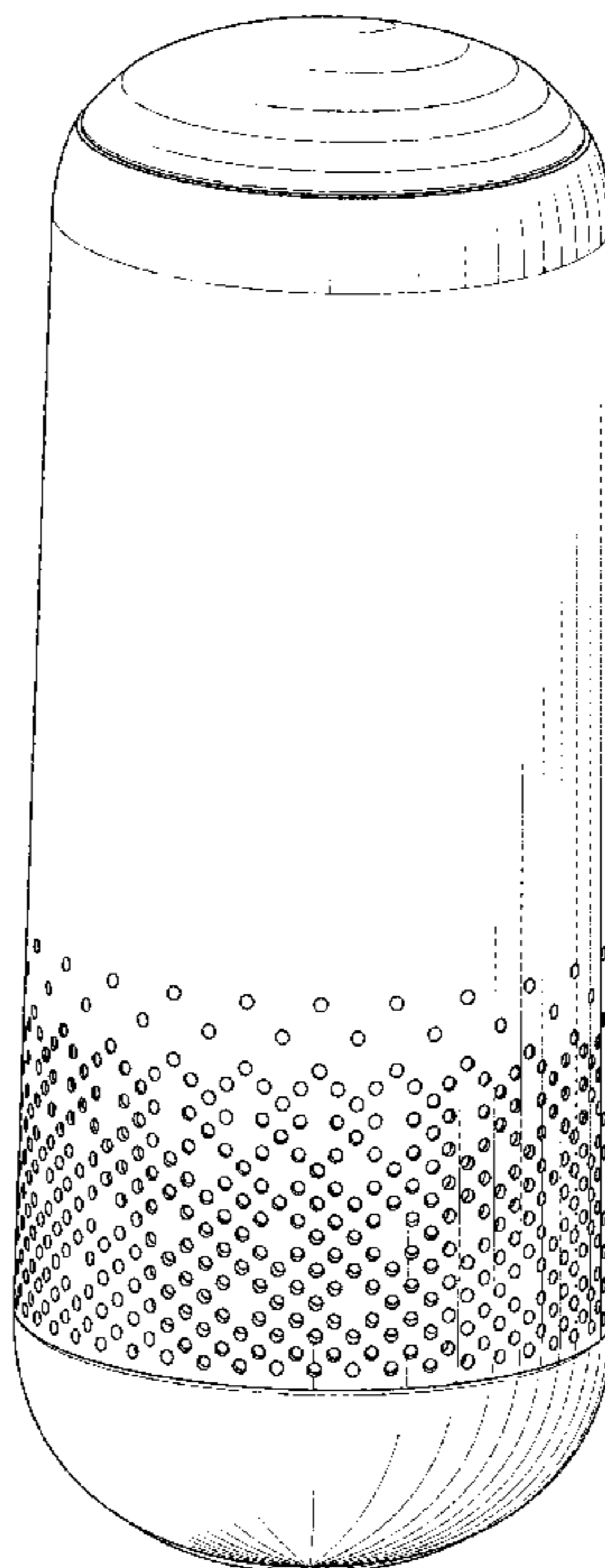
FIG. 6 is a top view thereof; and,

FIG. 7 is a bottom view thereof.

The portions of the monitoring device in FIGS. 3-5 and 7 shown in broken lines are included to show features that form no part of the claimed design.

See application file for complete search history.

1 Claim, 6 Drawing Sheets






FIG. 1

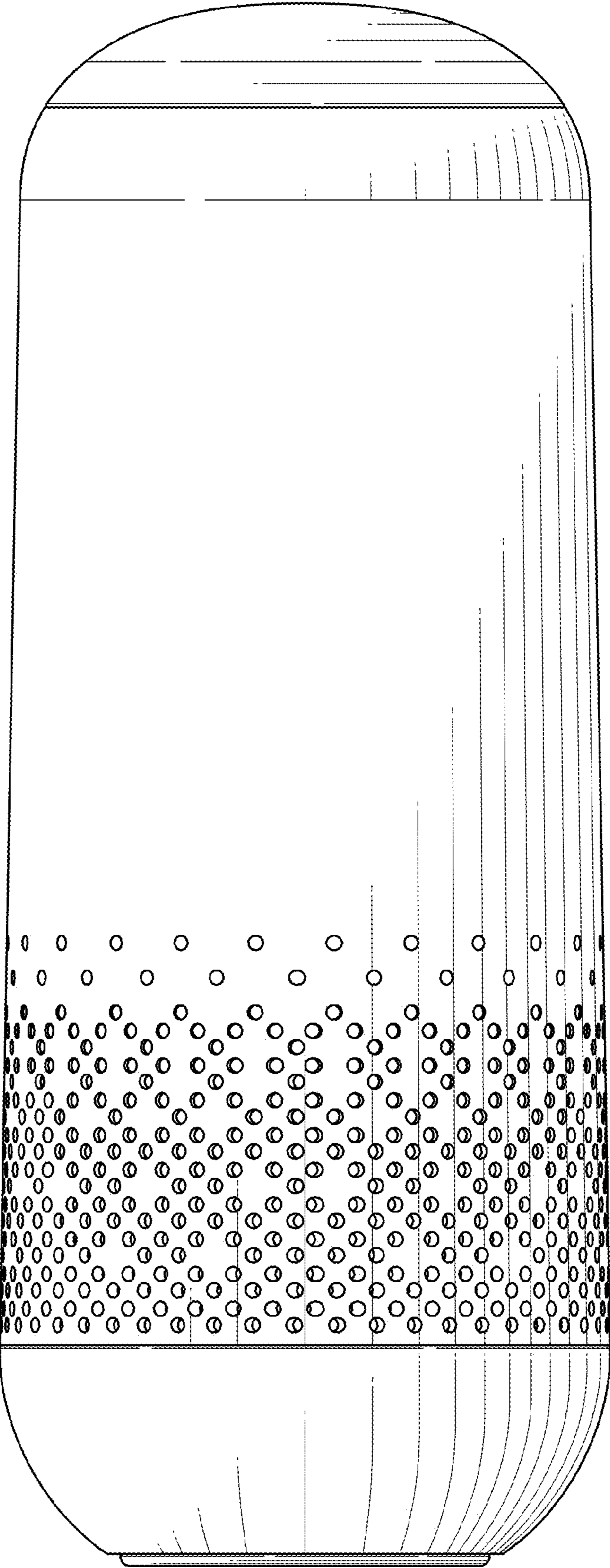


FIG. 2

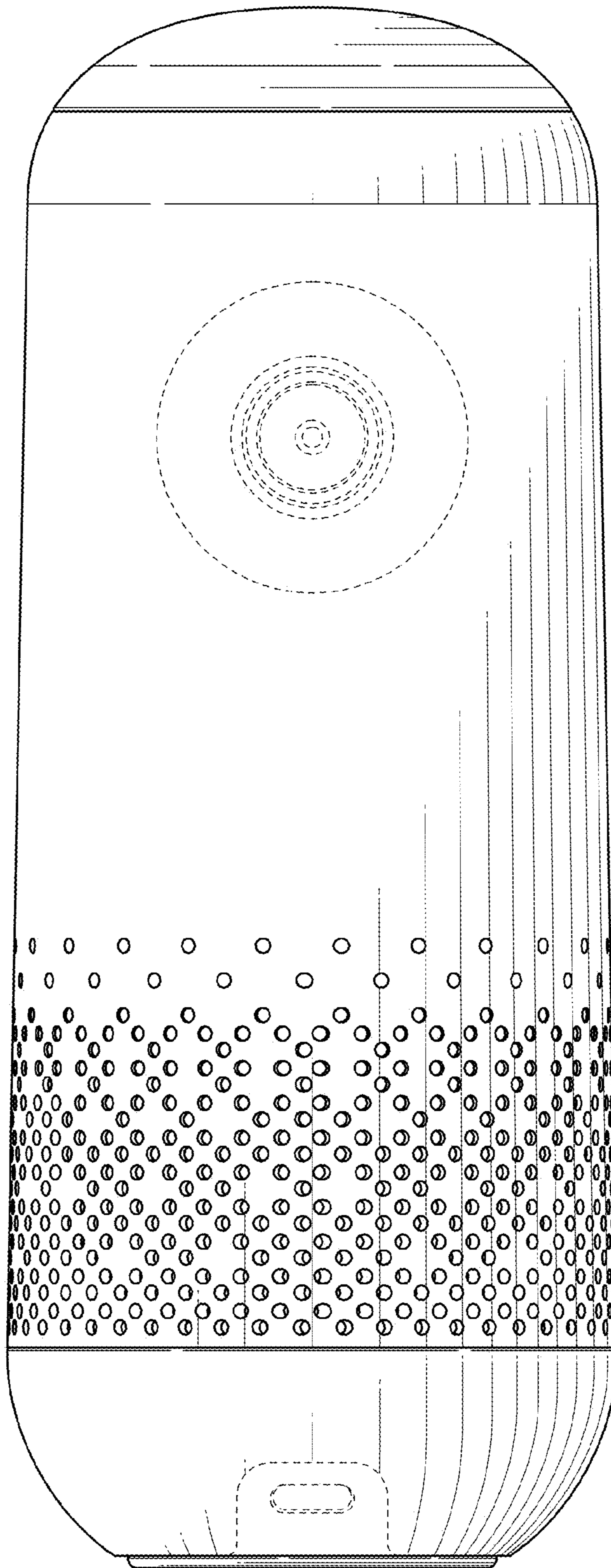


FIG. 3

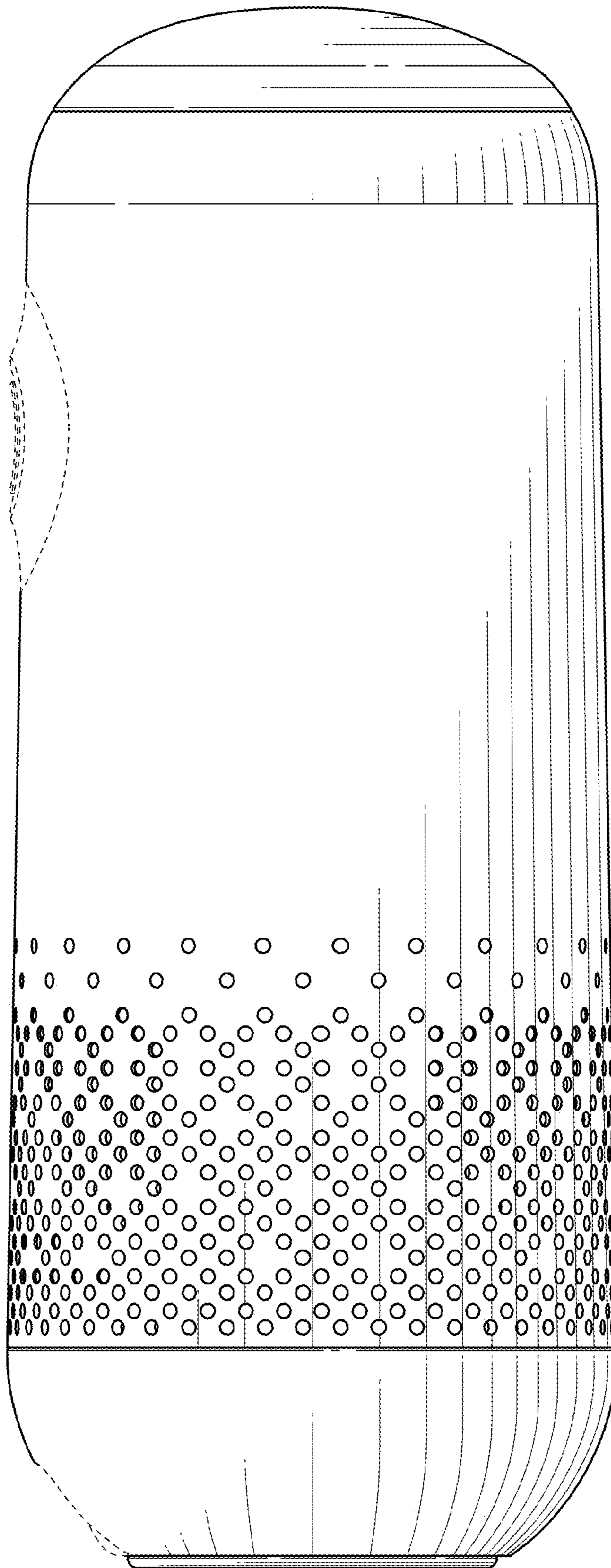


FIG. 4

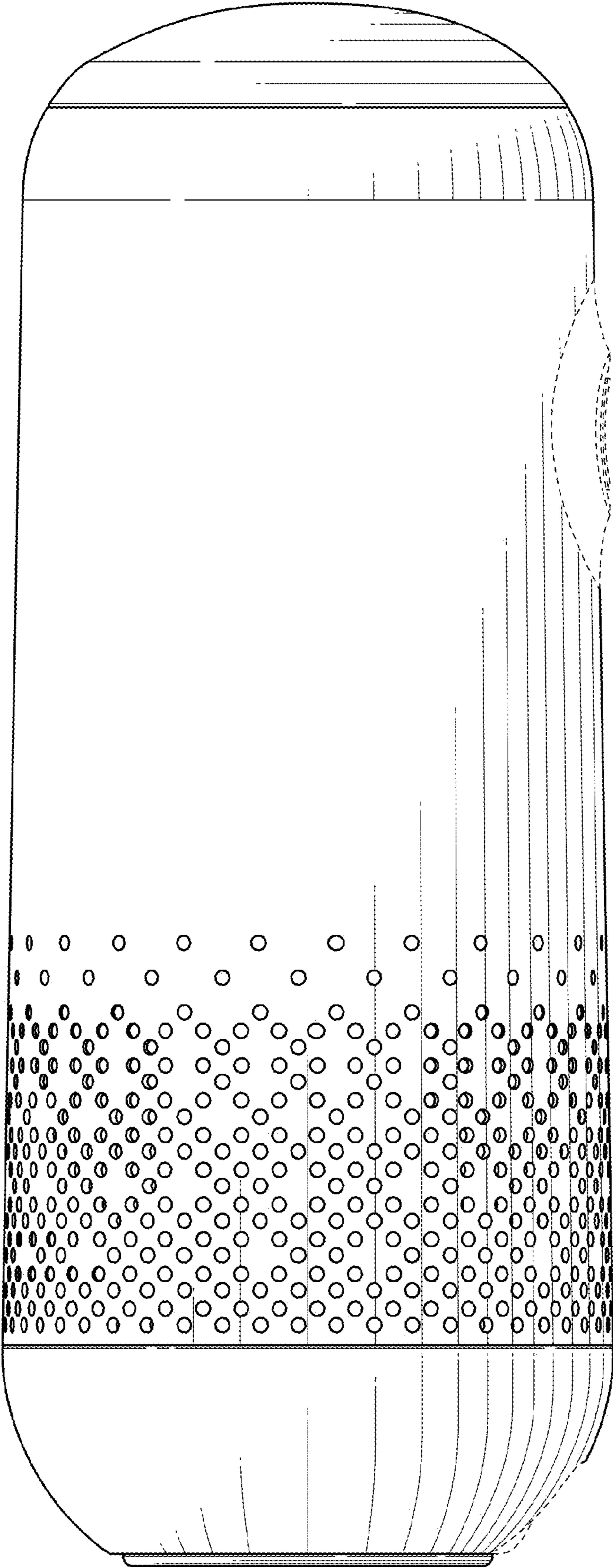


FIG. 5

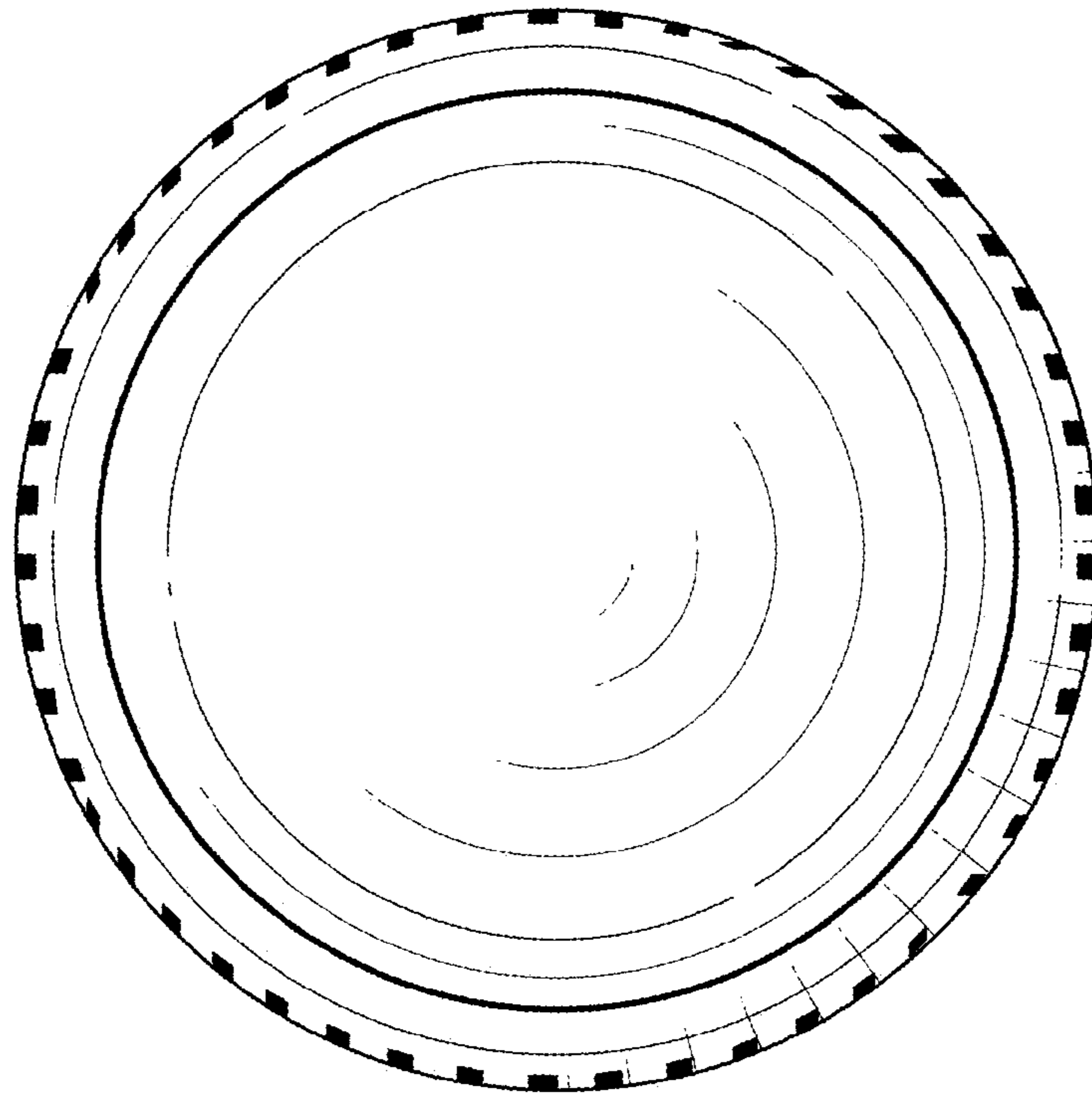


FIG. 6

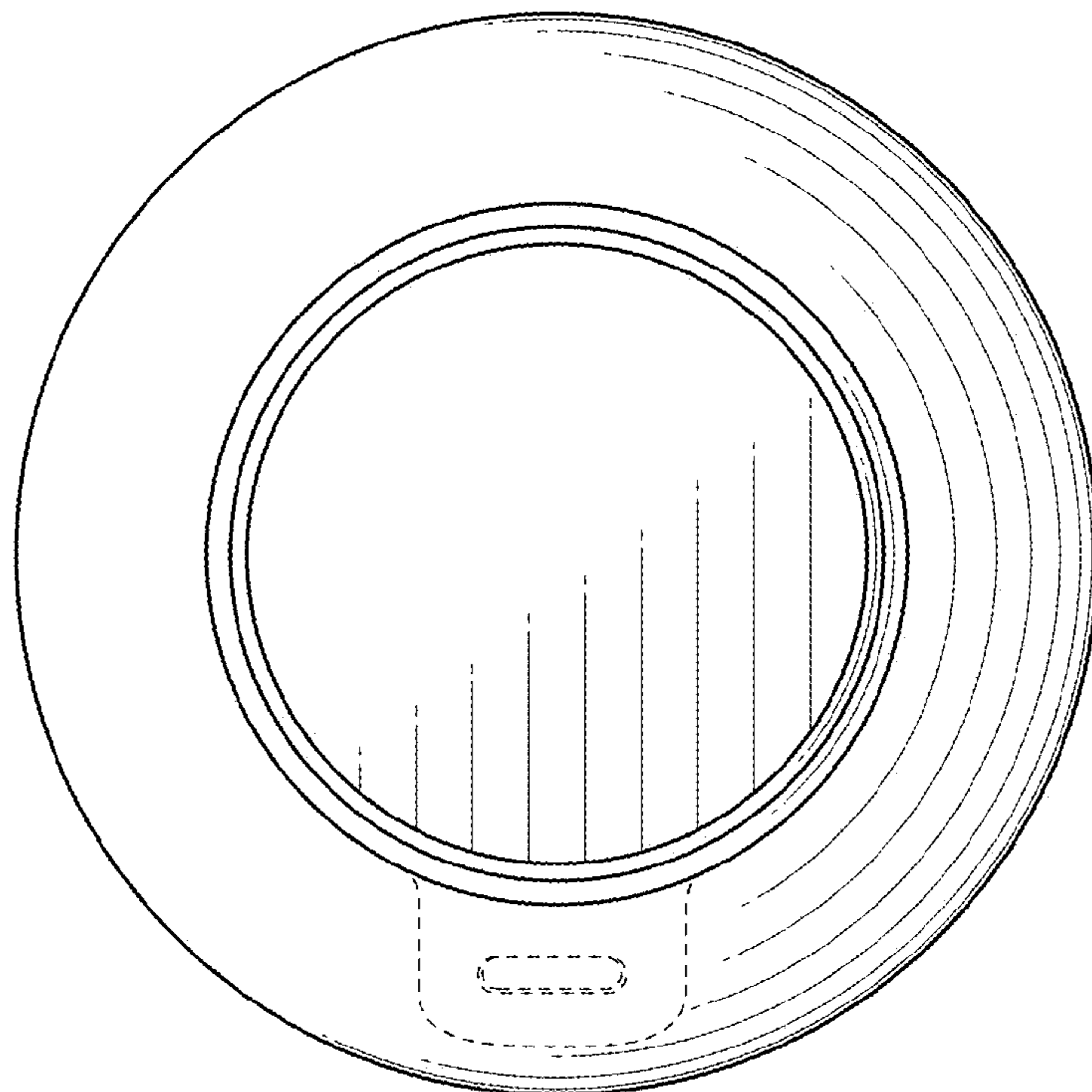


FIG. 7