



US00D900639S

(12) **United States Design Patent**
Huang

(10) **Patent No.:** **US D900,639 S**

(45) **Date of Patent:** **** Nov. 3, 2020**

(54) **CONTAINER**

(71) Applicant: **Jun Tao Huang**, Castro Valley, CA
(US)

(72) Inventor: **Jun Tao Huang**, Castro Valley, CA
(US)

(**) Term: **15 Years**

(21) Appl. No.: **29/700,591**

(22) Filed: **Aug. 2, 2019**

(51) **LOC (12) Cl.** **09-03**

(52) **U.S. Cl.**
USPC **D9/761**; D9/425; D7/703

(58) **Field of Classification Search**
USPC D9/737, 756, 759, 761, 503, 504, 414,
D9/424-426, 430, 432; D7/538, 541,
D7/542, 553.1-553.3, 553.7, 555, 557,
D7/701, 703, 708, 602, 629; D3/203.3,
D3/273, 283, 294, 295, 310, 313;
D24/226, 227, 229; 229/120.02, 120.07,
229/406, 407, 904, 906; 220/500, 507,
220/508, 553, 555, 556; 206/521.1,
206/521.15, 561, 443
CPC B65D 1/24; B65D 43/162; B65D 77/046;
B65D 81/3294
See application file for complete search history.

(56) **References Cited**

U.S. PATENT DOCUMENTS

3,633,785 A * 1/1972 Cyr B65D 43/162
220/556
D226,836 S * 5/1973 Cyr et al. D9/761
D236,691 S * 9/1975 Haase
D236,692 S * 9/1975 Haase D9/761
D240,353 S * 6/1976 Edwards D9/761
D262,866 S * 2/1982 Commisso D9/420

D262,944 S * 2/1982 Commisso D9/420
D263,023 S * 2/1982 Commisso D9/420
D269,854 S * 7/1983 Commisso D9/426
D353,327 S * 12/1994 Castner D9/756
D364,343 S * 11/1995 Mello D9/415
5,515,993 A 5/1996 McManus
D536,992 S 2/2007 Garg et al.
D539,666 S * 4/2007 Chou D9/425
D551,546 S * 9/2007 Ramirez D9/424
D552,487 S * 10/2007 Chou D9/428
D586,623 S 2/2009 Dunn
D601,014 S 9/2009 Petitjean
D615,822 S 5/2010 Klein
D640,548 S 6/2011 Lawrence et al.
D668,537 S 10/2012 Sanfilippo
D668,950 S 10/2012 Sanfilippo
D672,644 S * 12/2012 Allers D9/423

(Continued)

Primary Examiner — W. A. Teddy Falloway

(74) *Attorney, Agent, or Firm* — Fulwider Patton LLP

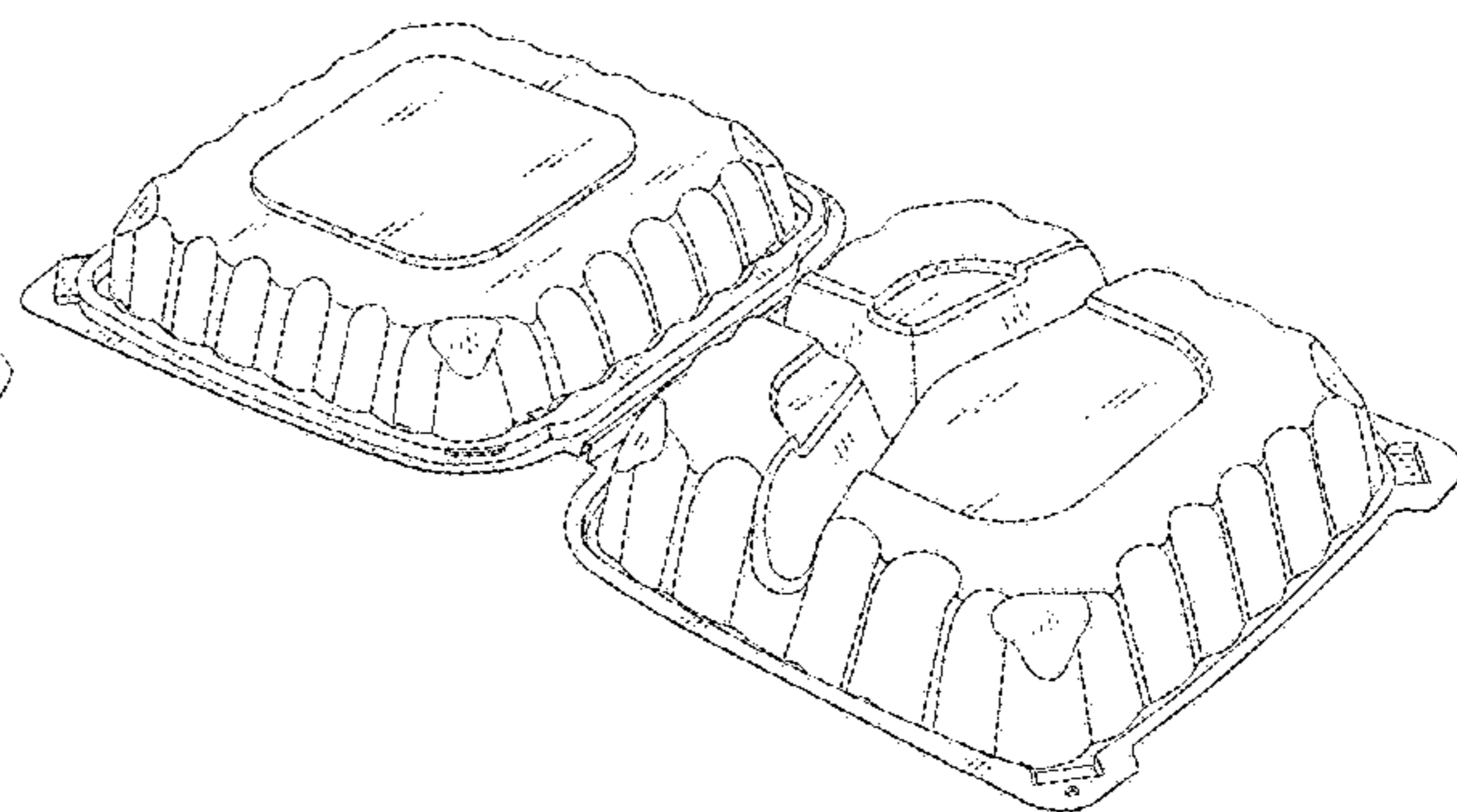
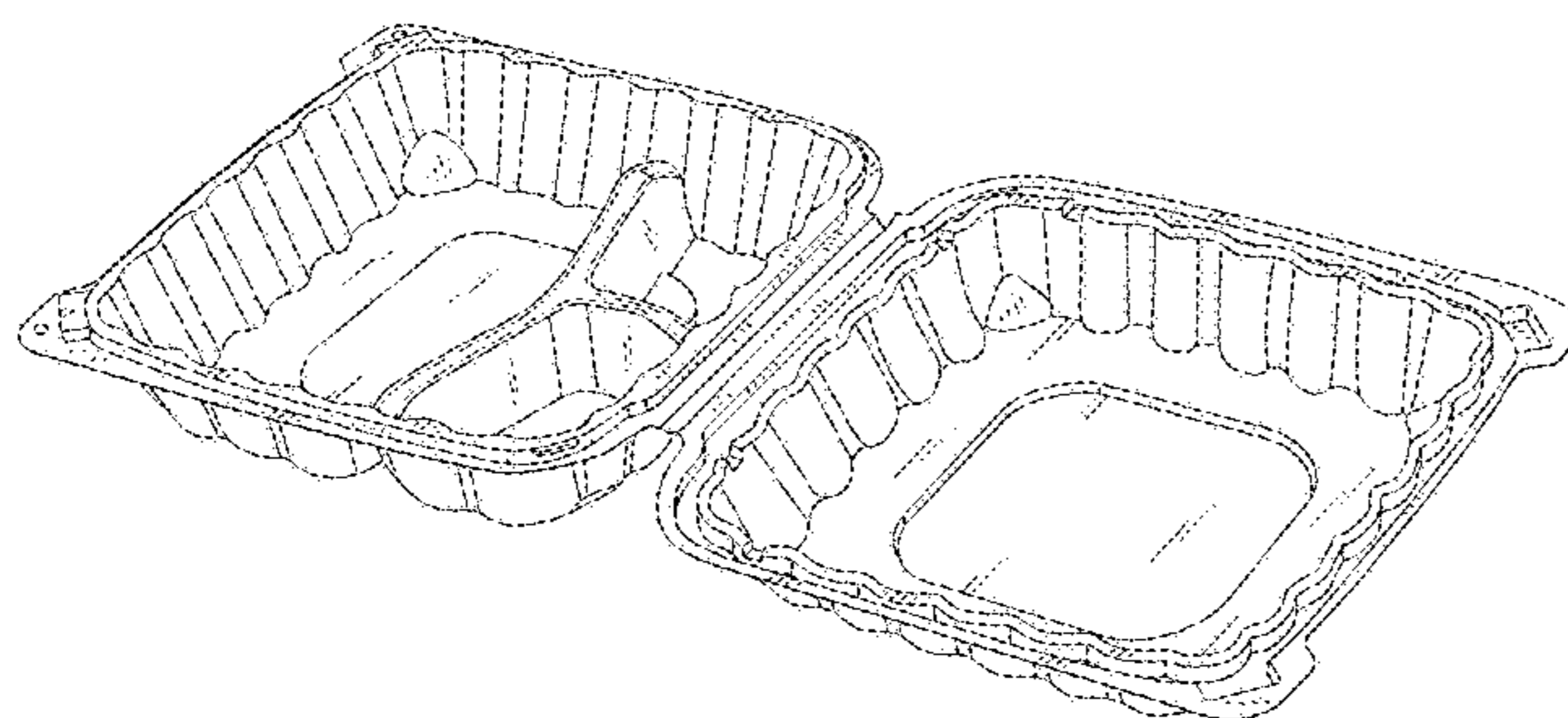
(57) **CLAIM**

The ornamental design for a container, as shown and described.

DESCRIPTION

FIG. 1 is a top perspective view of the container in an open condition;
FIG. 2 is a bottom perspective view of the container in an open condition;
FIG. 3 is a top view of the container in an open condition;
FIG. 4 is a right side view of the container in an open condition;
FIG. 5 is a bottom view of the container in an open condition;
FIG. 6 is a left view of the container in an open condition;
FIG. 7 is a rear view of the container in an open condition;
and,
FIG. 8 is a front view of the container in an open condition.

1 Claim, 5 Drawing Sheets



(56)

References Cited

U.S. PATENT DOCUMENTS

D675,517	S	2/2013	Garza	
D680,860	S	4/2013	Schulter et al.	
D681,446	S *	5/2013	Schulter	D9/426
D681,447	S	5/2013	Schulter et al.	
D683,623	S	6/2013	Chen	
D686,064	S	7/2013	Garza	
D694,619	S	12/2013	Pham et al.	
D697,795	S	1/2014	Garza	
9,120,595	B2	9/2015	Chou	
9,132,942	B2	9/2015	Nikaein	
9,187,209	B1	11/2015	Hanna et al.	
D749,412	S	2/2016	Hu	
D752,430	S	3/2016	Stevenson et al.	
D756,770	S	5/2016	Snedden et al.	
D764,276	S	8/2016	Das et al.	
D764,907	S *	8/2016	Das	D9/425
D778,115	S	2/2017	Strachan	
D778,155	S	2/2017	Strachan	
D778,722	S	2/2017	Strachan	
D792,160	S	7/2017	Ng	
D792,161	S	7/2017	Ng	
D793,811	S	8/2017	Ng	
D848,258	S *	5/2019	Mei	D9/429
D874,296	S *	2/2020	Wouters	D9/761
2005/0247709	A1	11/2005	Atkins et al.	
2006/0081641	A1	4/2006	Habeger et al.	
2007/0045317	A1	3/2007	Rosender et al.	
2010/0072217	A1	3/2010	Parikh et al.	
2011/0000929	A1	1/2011	Brown et al.	
2011/0139785	A1	6/2011	Strange et al.	
2012/0031921	A1	2/2012	Cadiente	
2017/0166363	A1 *	6/2017	Ng	B65D 43/162

* cited by examiner

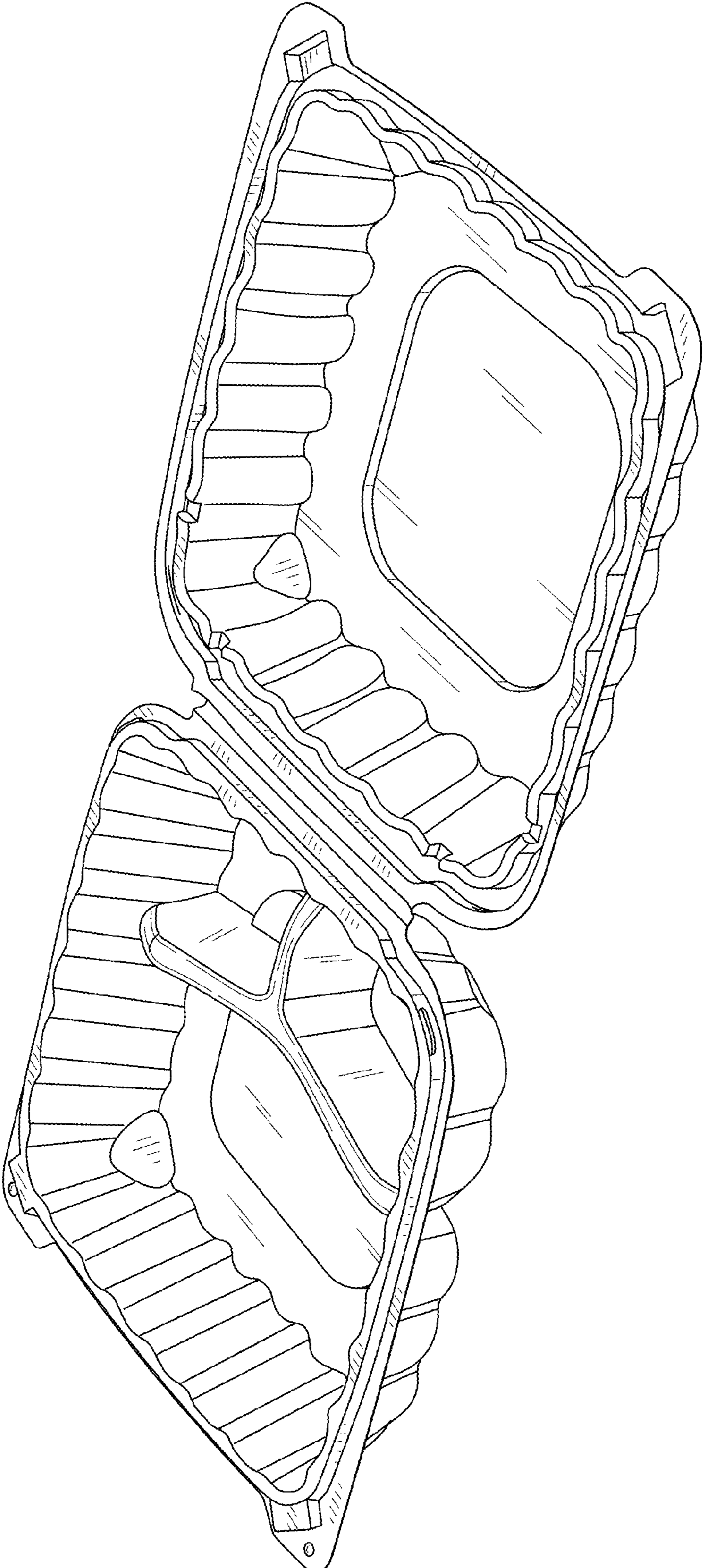


FIG. 1

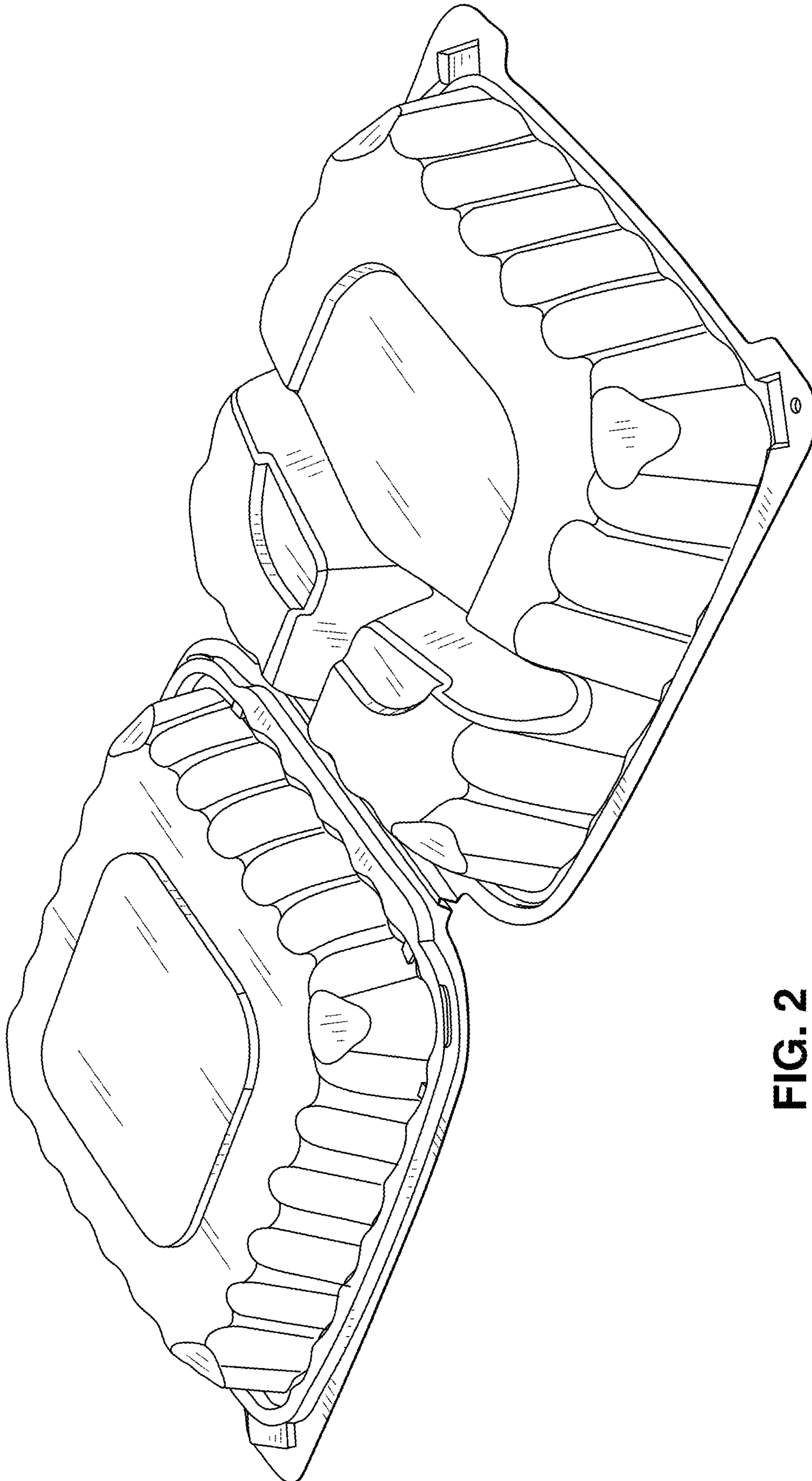


FIG. 2

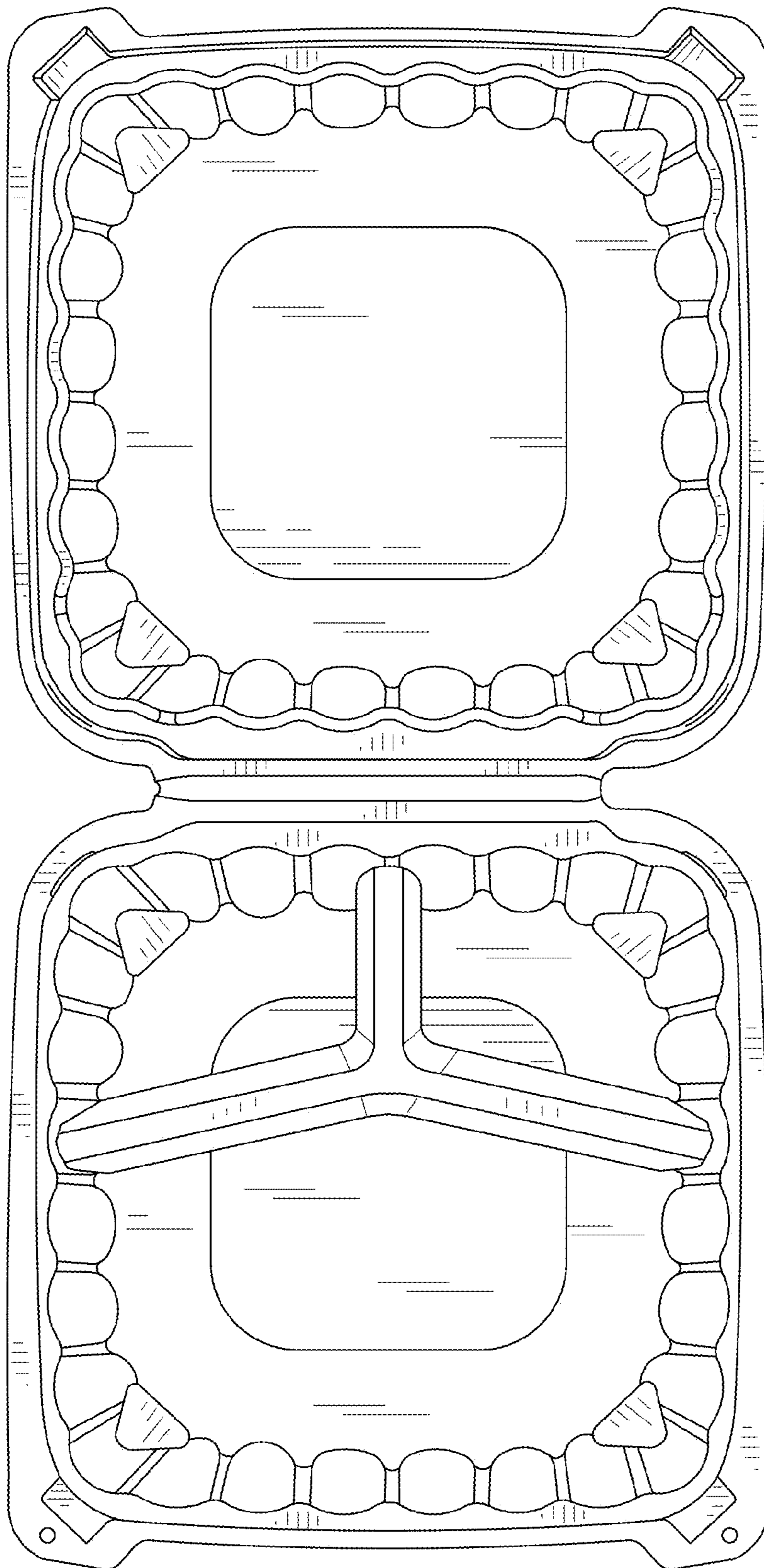


FIG. 3

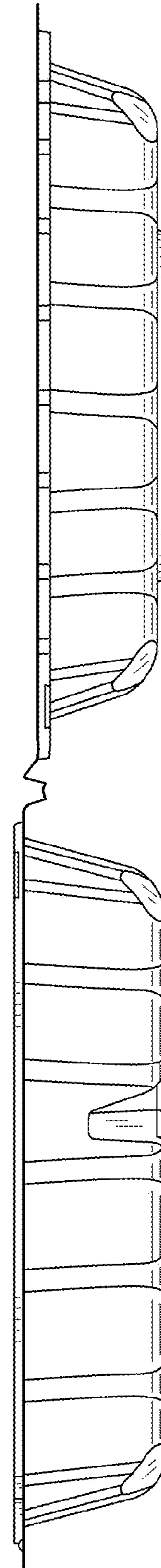


FIG. 4

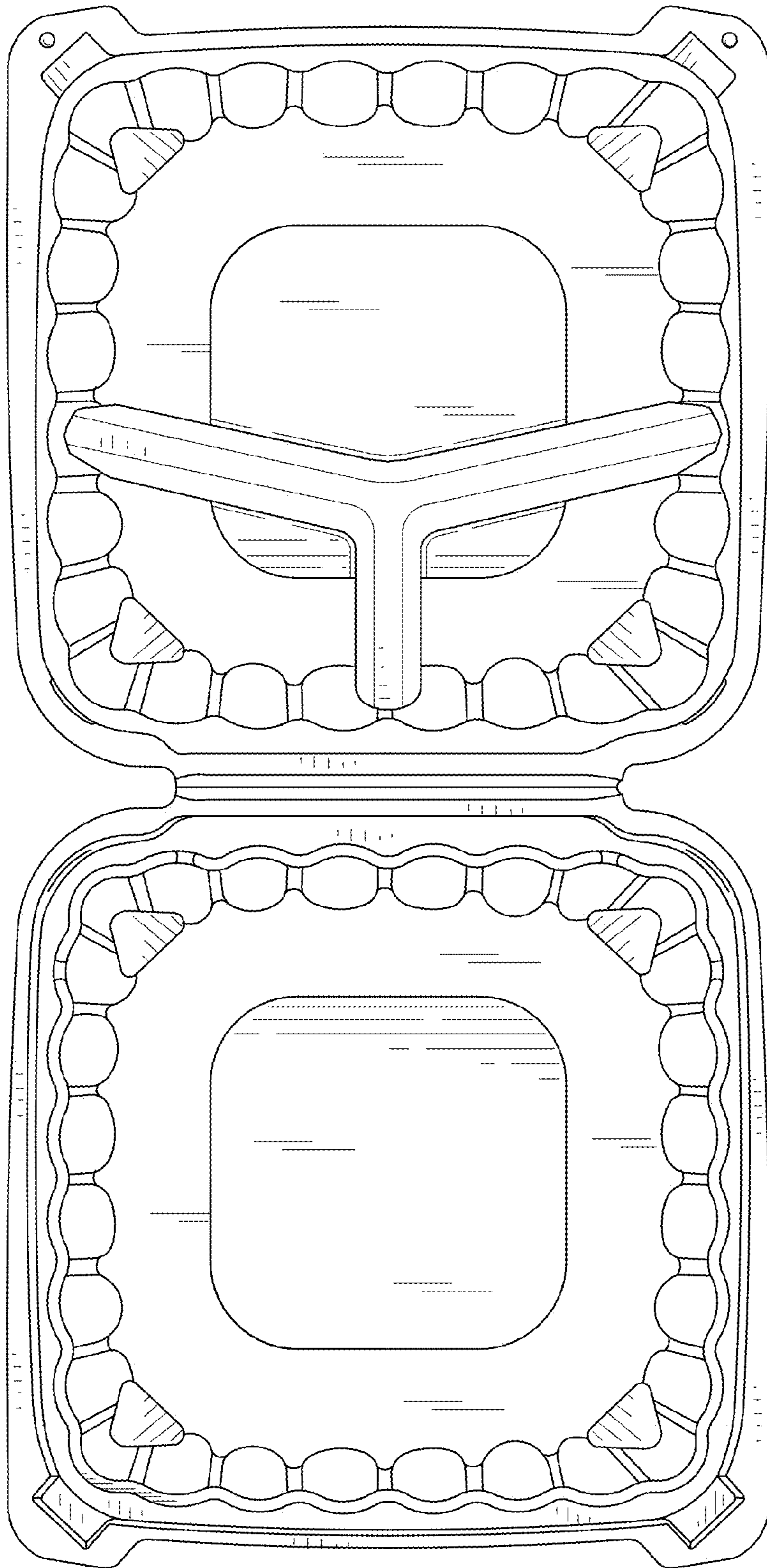


FIG. 5

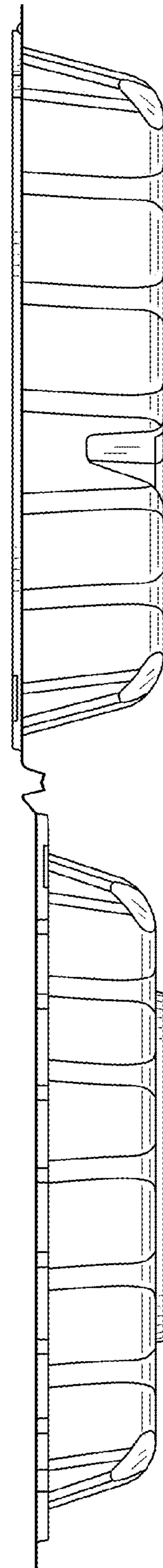


FIG. 6

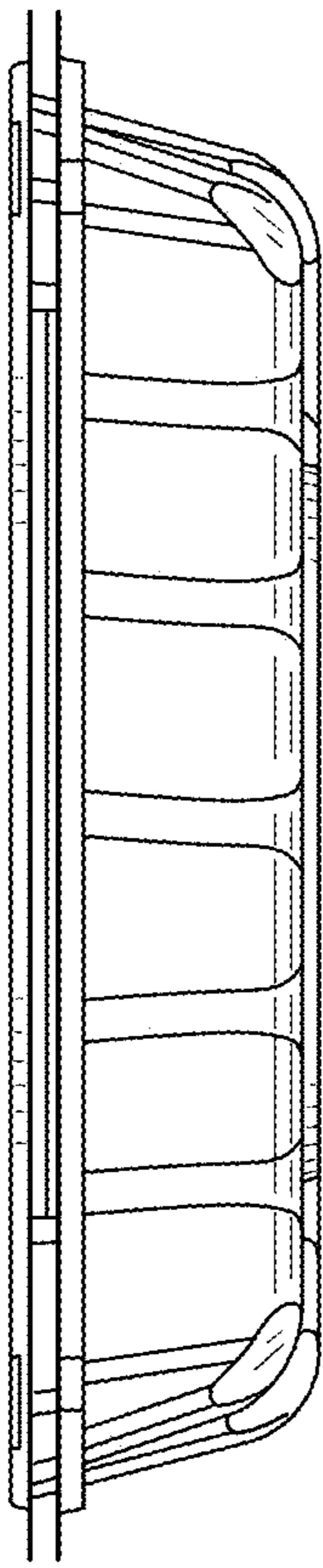


FIG. 7

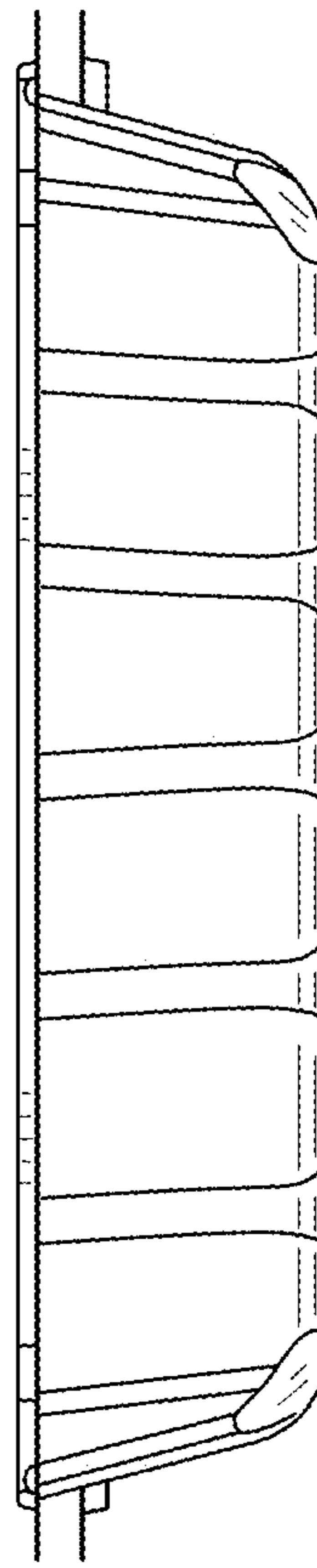


FIG. 8