



US00D900635S

(12) **United States Design Patent** (10) **Patent No.:** **US D900,635 S**
Pozzali (45) **Date of Patent:** **** Nov. 3, 2020**

(54) **PACKAGING FOR FOODSTUFFS**
(71) Applicants: **SOCIETA' AGRICOLA S.I.A. S.R.L.**,
Crema (IT); **Carlo Pozzali**, Crema (IT)
(72) Inventor: **Carlo Pozzali**, Crema (IT)
(73) Assignees: **SOCIETA' AGRICOLA S.I.A. S.R.L.**,
Crema (IT); **Carlo Pozzali**, Crema (IT)

(**) Term: **15 Years**
(21) Appl. No.: **29/697,508**
(22) Filed: **Jul. 9, 2019**

(30) **Foreign Application Priority Data**
Jan. 9, 2019 (EM) 005964046

(51) **LOC (12) Cl.** **09-05**
(52) **U.S. Cl.**
USPC **D9/708**

(58) **Field of Classification Search**
USPC D9/702-714, 429-432, 447, 720, 414,
D9/434-435, 696, 716, 771, 522,
D9/571-575, 682, 738-747, 516-517,
D9/529-530, 547-549, 569, 537-538,
D9/544, 503-505, 545; 383/6, 9, 22, 96,
383/61.1, 80-81, 104, 901, 63, 203, 107,
383/119, 120, 123; D24/118, 207;
222/92, 107, 206; 604/316, 403, 410,
604/408; 220/495.03, 669, 675;
215/381-385, 12.1; D3/202, 303, 232,
D3/244
CPC B65D 1/00; B65D 1/0223; B65D 1/24;
B65D 1/38; B65D 1/02; B65D 11/00;
B65D 11/02; B65D 11/04; B65D 11/10;
B65D 11/14; B65D 11/20; B65D 29/00;
B65D 29/02; B65D 29/04; B65D 33/00;

B65D 33/02; B65D 41/00; B65D 41/02;
B65D 81/00; B65D 81/02; B65D 47/00;
B65D 47/02; B65D 47/04; B65D 47/06
See application file for complete search history.

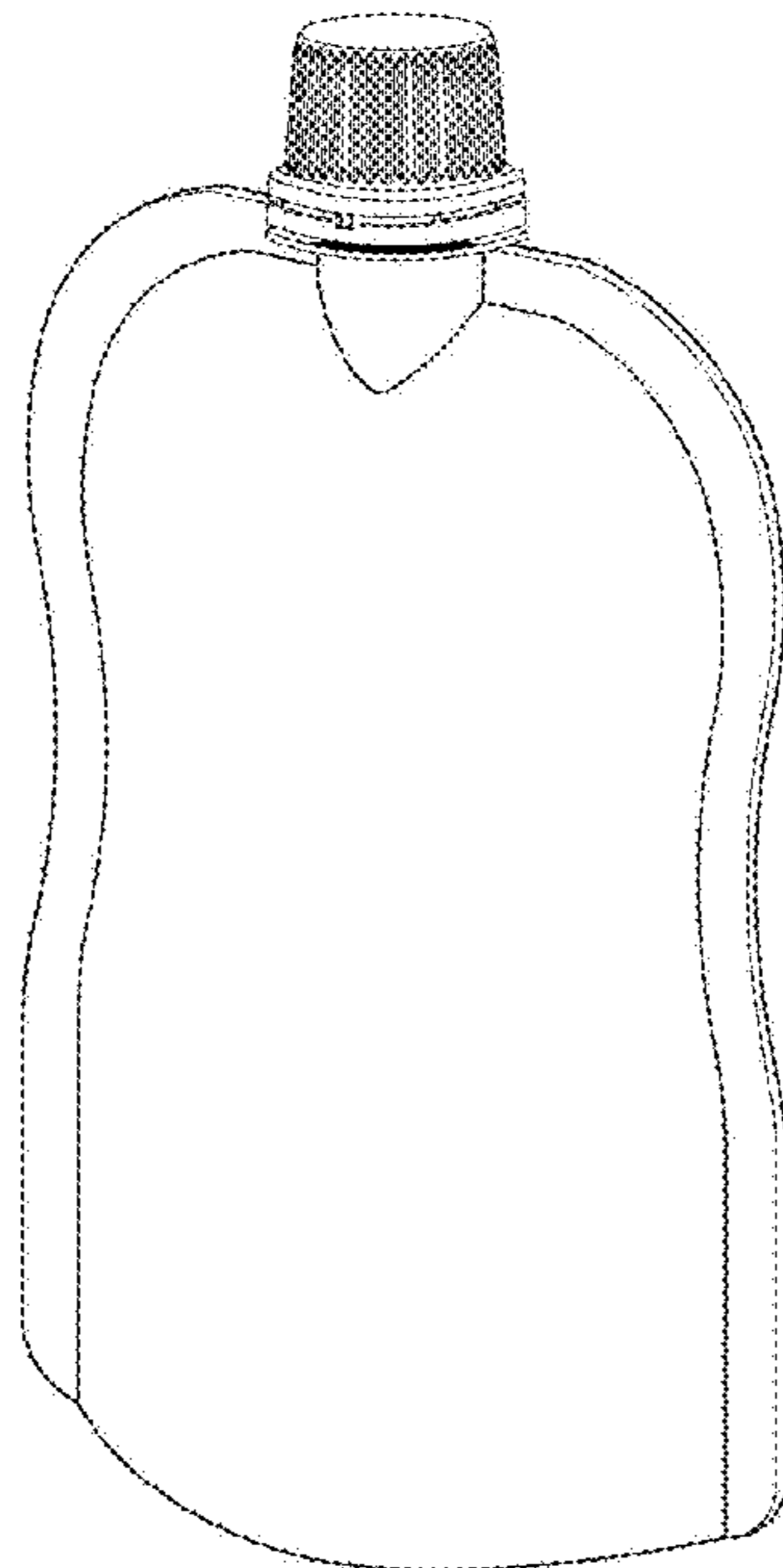
(56) **References Cited**
U.S. PATENT DOCUMENTS
D651,522 S * 1/2012 Kristoff D9/708
D664,863 S * 8/2012 Kristoff D9/709
D813,686 S * 3/2018 Murray D9/708
D848,277 S * 5/2019 Murray D9/708

* cited by examiner
Primary Examiner — Abraham Bahta
(74) *Attorney, Agent, or Firm* — Thomas I Horstemeyer,
LLP

(57) **CLAIM**
The ornamental design for a packaging for foodstuffs, as
shown and described.

DESCRIPTION
FIG. 1 is a perspective view of a packaging for foodstuffs,
showing my new design;
FIG. 2 is a front view thereof;
FIG. 3 is a rear view thereof;
FIG. 4 is a left side view thereof;
FIG. 5 is a right side view thereof;
FIG. 6 is a top view thereof; and,
FIG. 7 is a bottom view thereof.

1 Claim, 7 Drawing Sheets



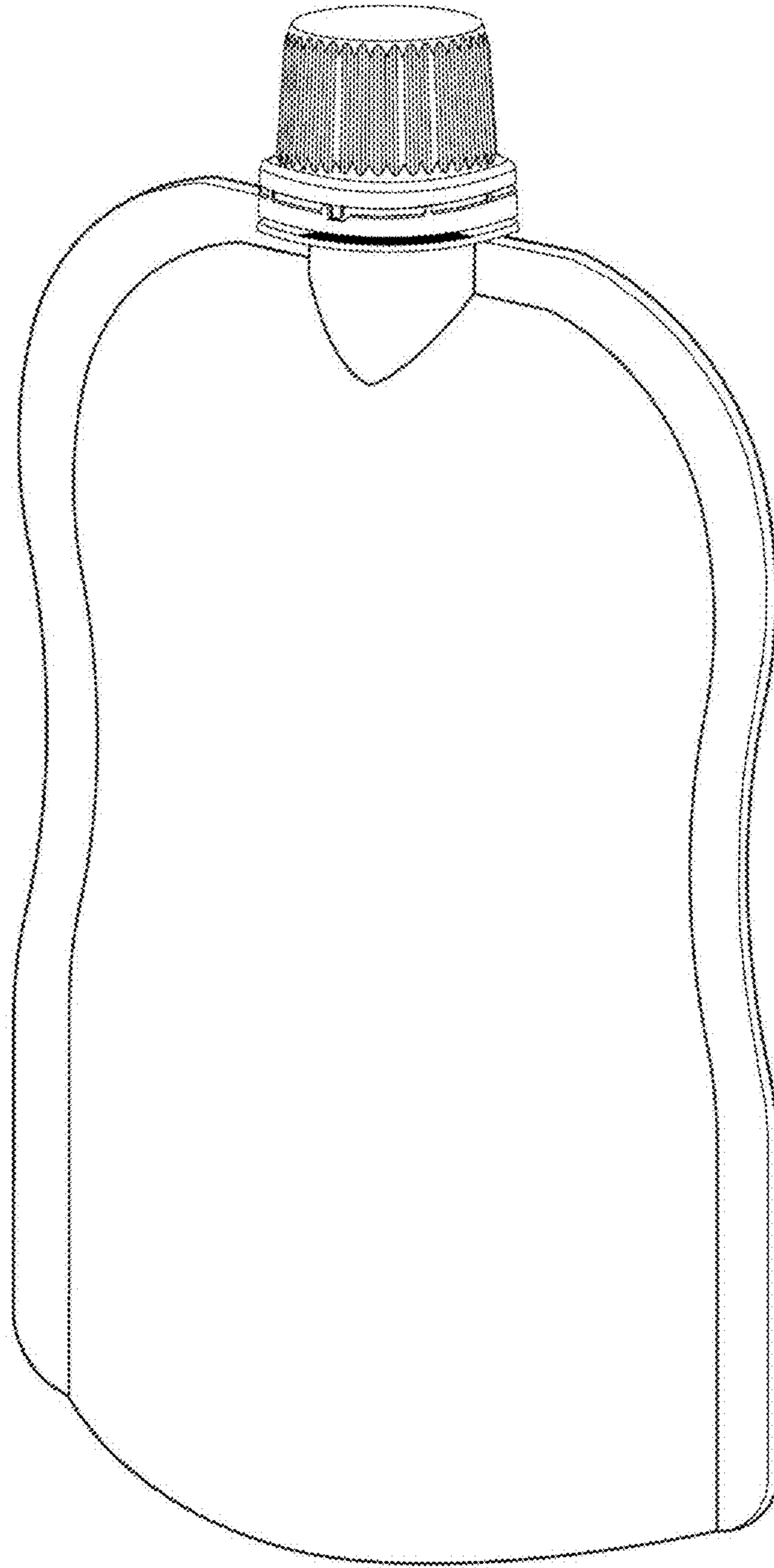


FIG. 1

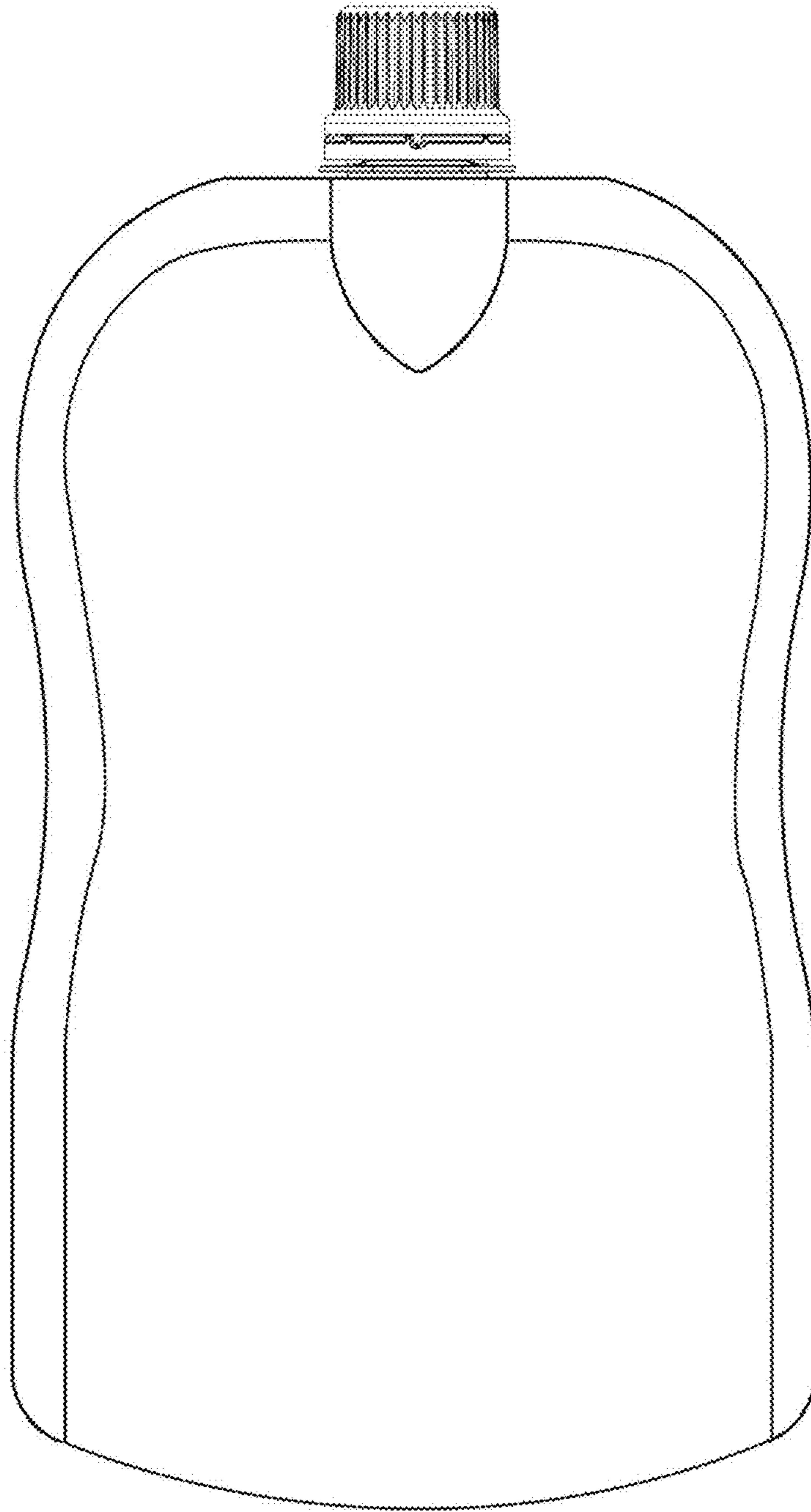


FIG. 2

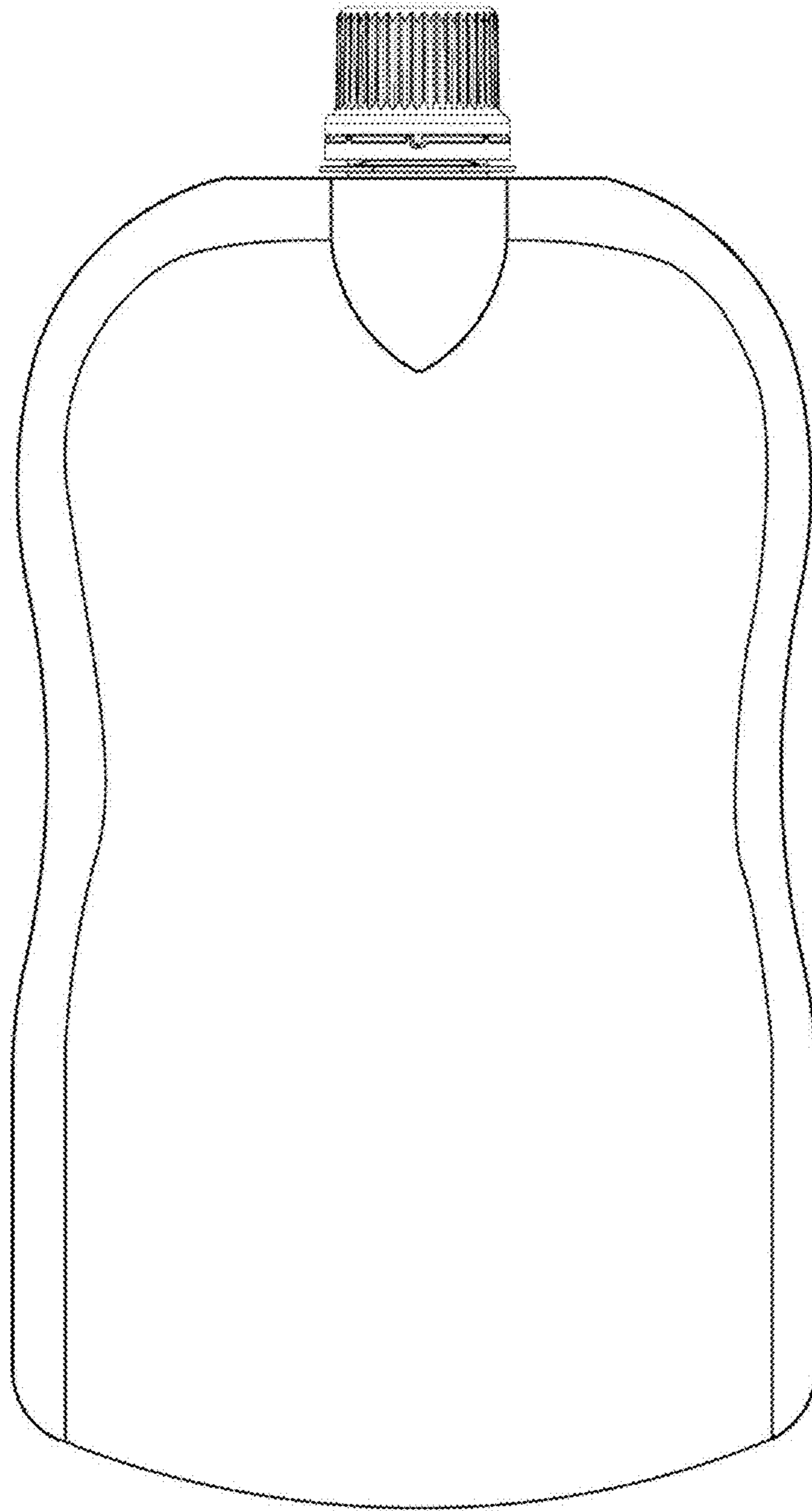


FIG. 3

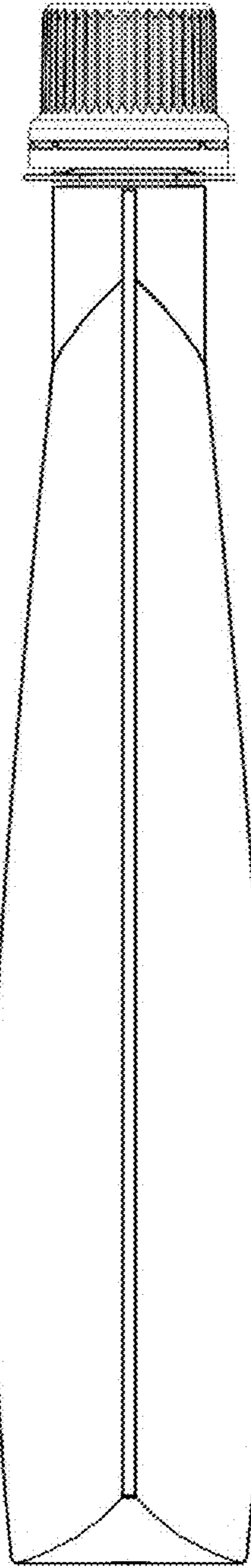


FIG. 4

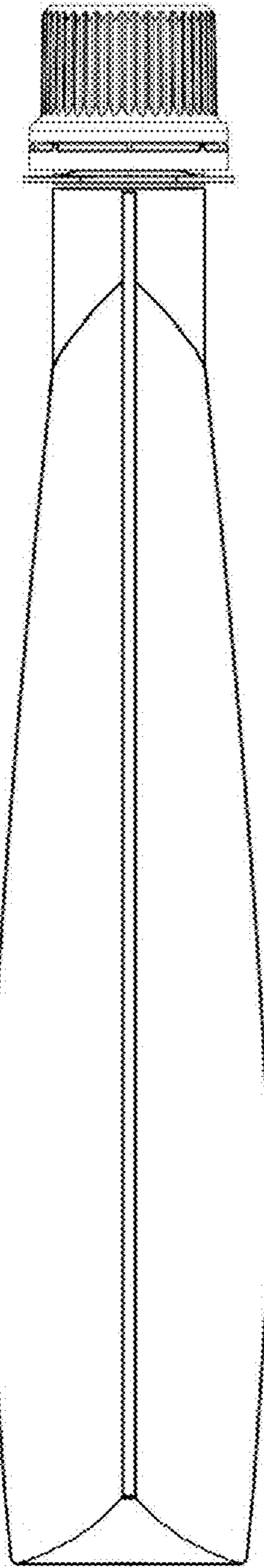


FIG. 5

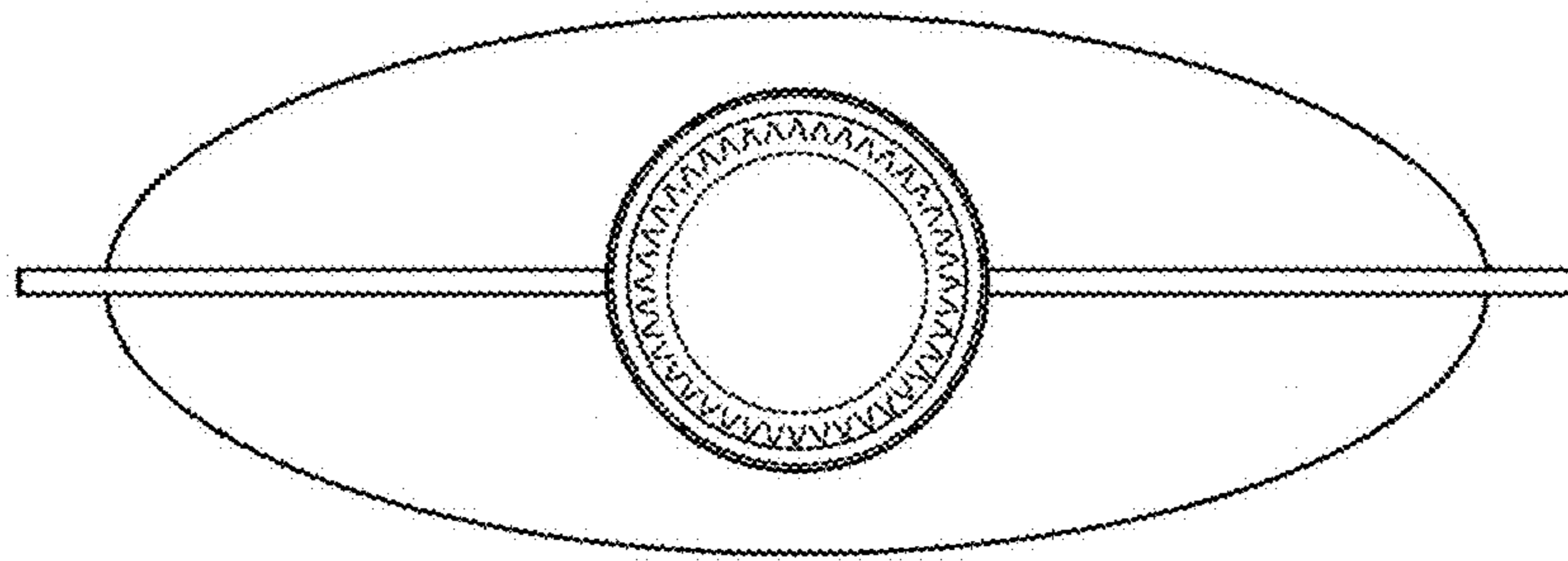


FIG. 6

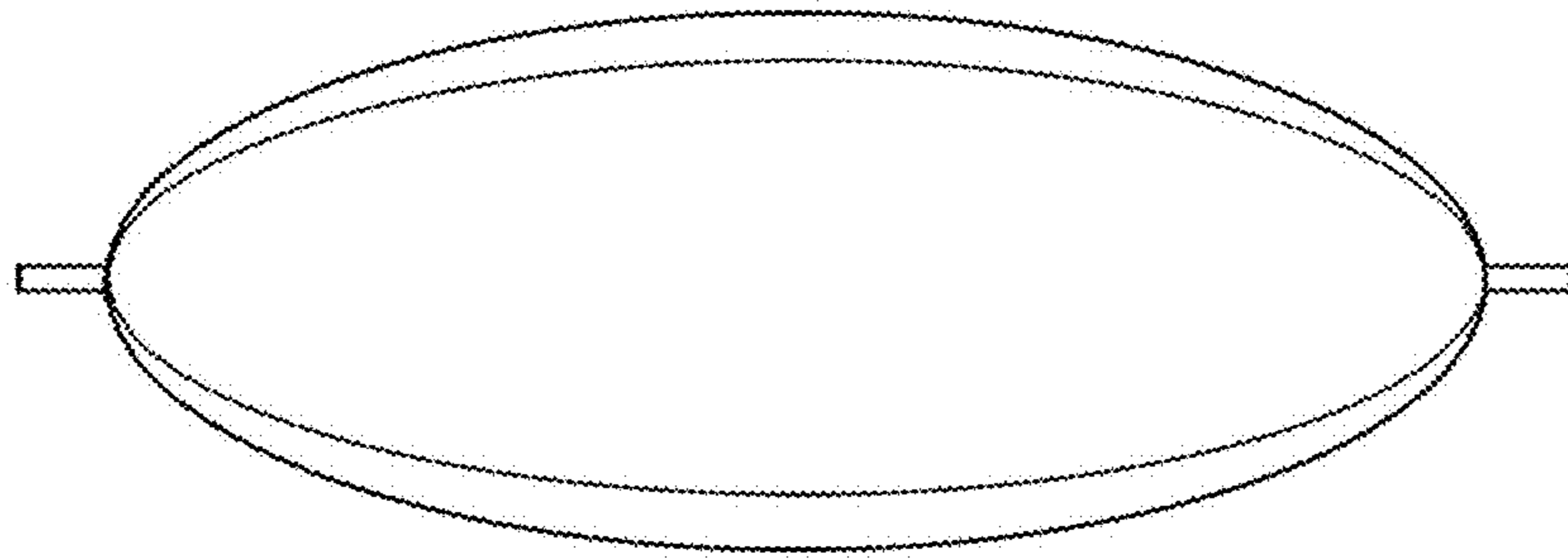


FIG. 7