



US00D900633S

(12) **United States Design Patent** (10) **Patent No.:** **US D900,633 S**  
**Steenblock et al.** (45) **Date of Patent:** **\*\* Nov. 3, 2020**

(54) **BAG**

81/3461; B65D 31/00; B65D 31/10;  
B65D 31/06; A47J 36/027; A45C 1/00;  
A45C 1/02

(71) Applicant: **The Glad Products Company,**  
Oakland, CA (US)

See application file for complete search history.

(72) Inventors: **Sarah J. Steenblock,** Cincinnati, OH  
(US); **Matthew W. Waldron,**  
Westchester, OH (US); **Shaun T.**  
**Broering,** Fort Thomas, KY (US);  
**Lehai Minh Pham Vu,** Cincinnati, OH  
(US)

(56) **References Cited**

U.S. PATENT DOCUMENTS

D748,990 S *	2/2016	Cisek .....	B31F 1/26 D9/706
D769,730 S *	10/2016	Andrus .....	D9/703
D811,895 S *	3/2018	Melvan .....	B31F 1/26 D9/703
D848,859 S *	5/2019	Cisek .....	D9/706

(73) Assignee: **The Glad Products Company,**  
Oakland, CA (US)

\* cited by examiner

(\*\*) Term: **15 Years**

*Primary Examiner* — Abraham Bahta

(21) Appl. No.: **29/706,529**

(74) *Attorney, Agent, or Firm* — Thomas C. Feix

(22) Filed: **Sep. 20, 2019**

(51) **LOC (12) Cl.** ..... **09-05**

(52) **U.S. Cl.**  
USPC ..... **D9/706**

(57) **CLAIM**

The ornamental design for a bag, as shown and described.

(58) **Field of Classification Search**


**DESCRIPTION**

USPC ..... D9/702-714, 720-722, 424, 430-433,  
D9/414, 418, 444; 383/26, 119, 127, 33,  
383/71-75, 103; 229/87.06, 87.08, 87.01,  
229/92.1; 222/92, 107, 215; 220/495.03,  
220/495.01; D3/303, 201; 428/35.2, 79,  
428/199, 542.6; 434/162; 402/79;  
D5/57-61, 99; 281/2, 3.1, 5, 38, 51;  
283/117, 62, 74, 93, 103, 115;  
D19/1-10, 100

CPC ..... B65D 33/02; B65D 33/24; B65D 33/01;  
B65D 33/12; B65D 33/16; B65D 81/00;  
B65D 81/03; B65D 81/2084; B65D

FIG. 1 is a top front perspective view of a bag showing the claimed design in an open configuration;  
FIG. 2 is a front view thereof in a closed configuration;  
FIG. 3 is a rear view thereof;  
FIG. 4 is a right side view thereof, the left side view being a mirror image thereof;  
FIG. 5 is a top view thereof; and,  
FIG. 6 is a bottom view thereof.  
The broken lines in the figures show portions of the bag that form no part of the claimed design.

**1 Claim, 5 Drawing Sheets**





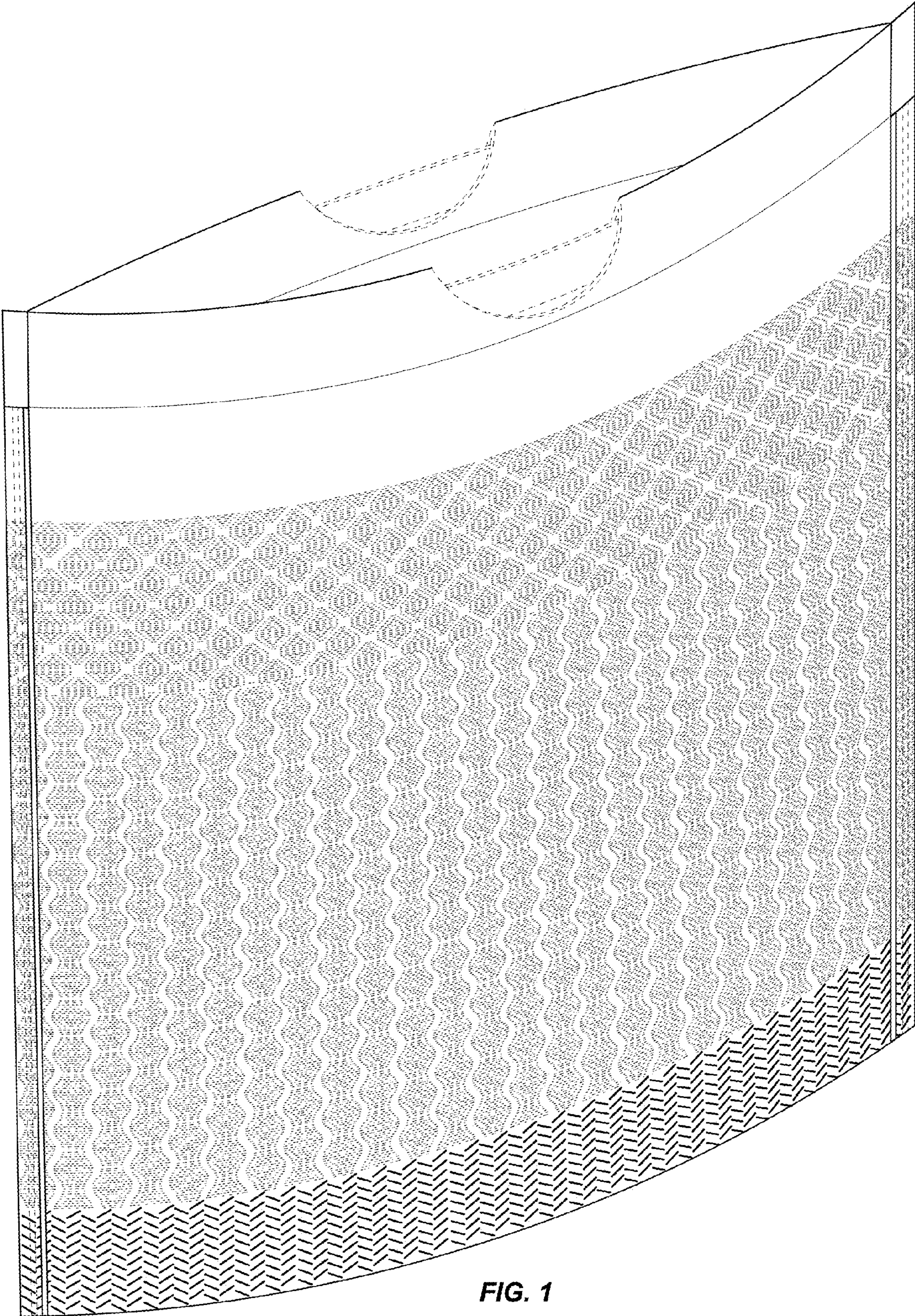


FIG. 1






FIG. 2




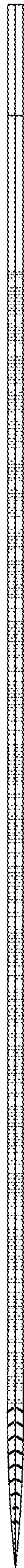




FIG. 3



**FIG. 4**



**FIG. 5**



**FIG. 6**