



US00D900632S

(12) **United States Design Patent** (10) **Patent No.:** **US D900,632 S**
Steenblock et al. (45) **Date of Patent:** **** Nov. 3, 2020**

(54) **BAG** 31/00; B65D 31/10; A47J 36/027; A45C 1/00; A45C 1/02; A45C 3/00; A45C 3/06; A45C 3/10

(71) Applicant: **The Glad Products Company,** Oakland, CA (US) See application file for complete search history.

(72) Inventors: **Sarah J. Steenblock,** Cincinnati, OH (US); **Matthew W. Waldron,** Westchester, OH (US); **Shaun T. Broering,** Fort Thomas, KY (US); **Lehai Minh Pham Vu,** Cincinnati, OH (US)

(56) **References Cited**

U.S. PATENT DOCUMENTS

| | | | |
|--------------|---------|--------------|---------------------|
| D748,990 S * | 2/2016 | Cisek | B31F 1/26 D9/706 |
| D769,730 S * | 10/2016 | Andrus | D9/703 |
| D811,895 S * | 3/2018 | Melvan | B31F 1/26 D9/703 |
| D848,859 S * | 5/2019 | Cisek | D9/706 |

(73) Assignee: **Brita LP,** Oakland, CA (US)

(**) Term: **15 Years**

* cited by examiner

Primary Examiner — Abraham Bahta

(21) Appl. No.: **29/706,525**

(74) *Attorney, Agent, or Firm* — Thomas C. Feix

(22) Filed: **Sep. 20, 2019**

(51) **LOC (12) Cl.** **09-05**

(52) **U.S. Cl.**
USPC **D9/706**

(57) **CLAIM**

The ornamental design for a bag, as shown and described.

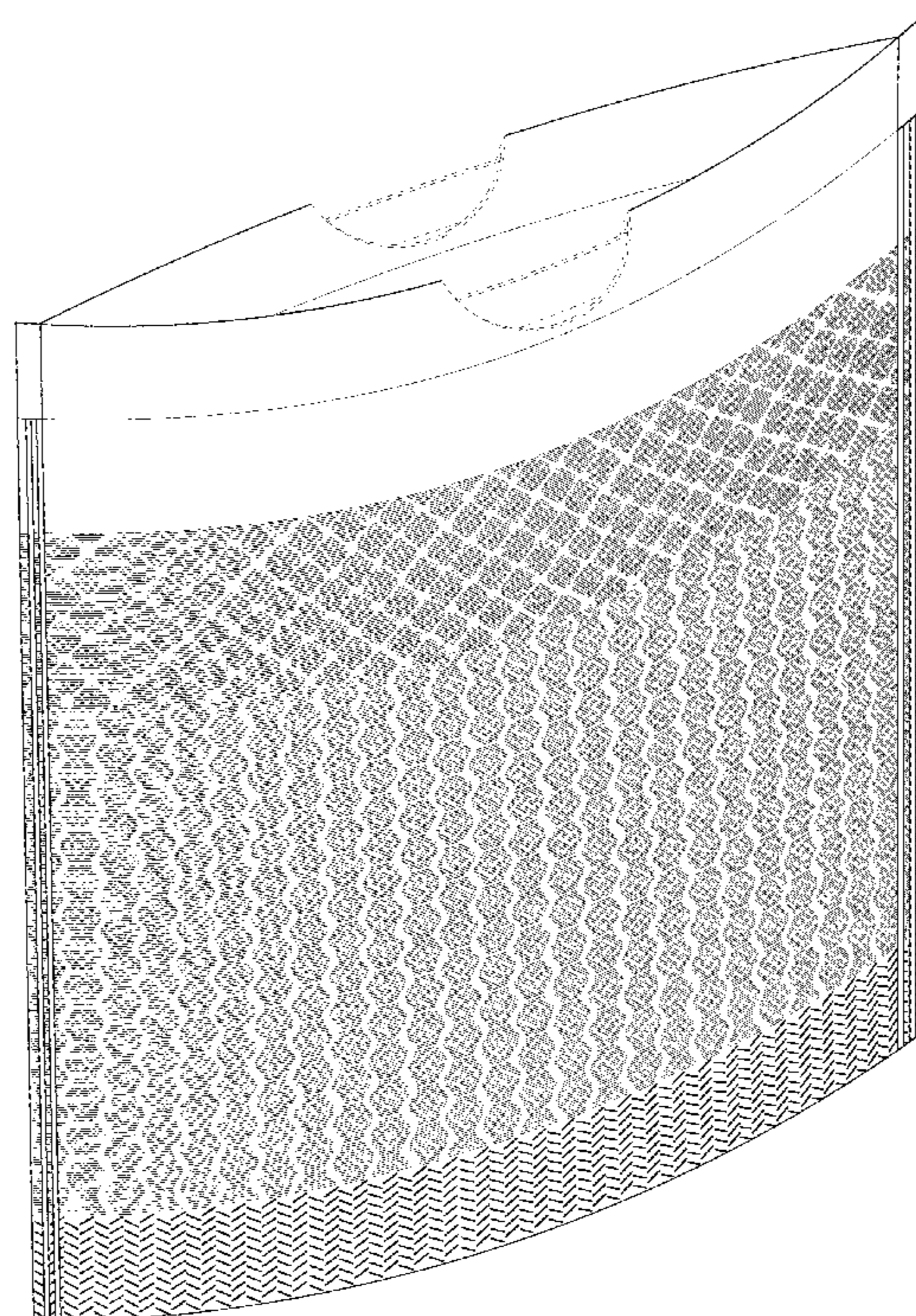
(58) **Field of Classification Search**

USPC D9/702-714, 720-722, 424, 430-433, D9/414, 418, 444; 383/26, 119, 127, 33, 383/71-75, 103; 229/87.06, 87.08, 87.01, 229/92.1; 222/92, 107, 215; 220/495.03, 220/495.01; D3/303, 201; 428/35.2, 79, 428/199, 542.6; 434/162; 402/79; D5/57-61, 99; 281/2, 3.1, 5, 38, 51; 283/117, 62, 74, 93, 103, 115; D19/1-10, 100
 CPC B65D 33/02; B65D 33/24; B65D 33/01; B65D 33/12; B65D 33/16; B65D 81/03; B65D 81/2084; B65D 81/3461; B65D

DESCRIPTION

FIG. 1 is a top front perspective view of a bag showing the claimed design in an open configuration;
 FIG. 2 is a front view thereof in a closed configuration;
 FIG. 3 is a rear view thereof;
 FIG. 4 is a right side view thereof, the left side view being a mirror image thereof;
 FIG. 5 is a top view thereof; and,
 FIG. 6 is a bottom view thereof.
 The broken lines in the figures show portions of the bag that form no part of the claimed design.

1 Claim, 5 Drawing Sheets



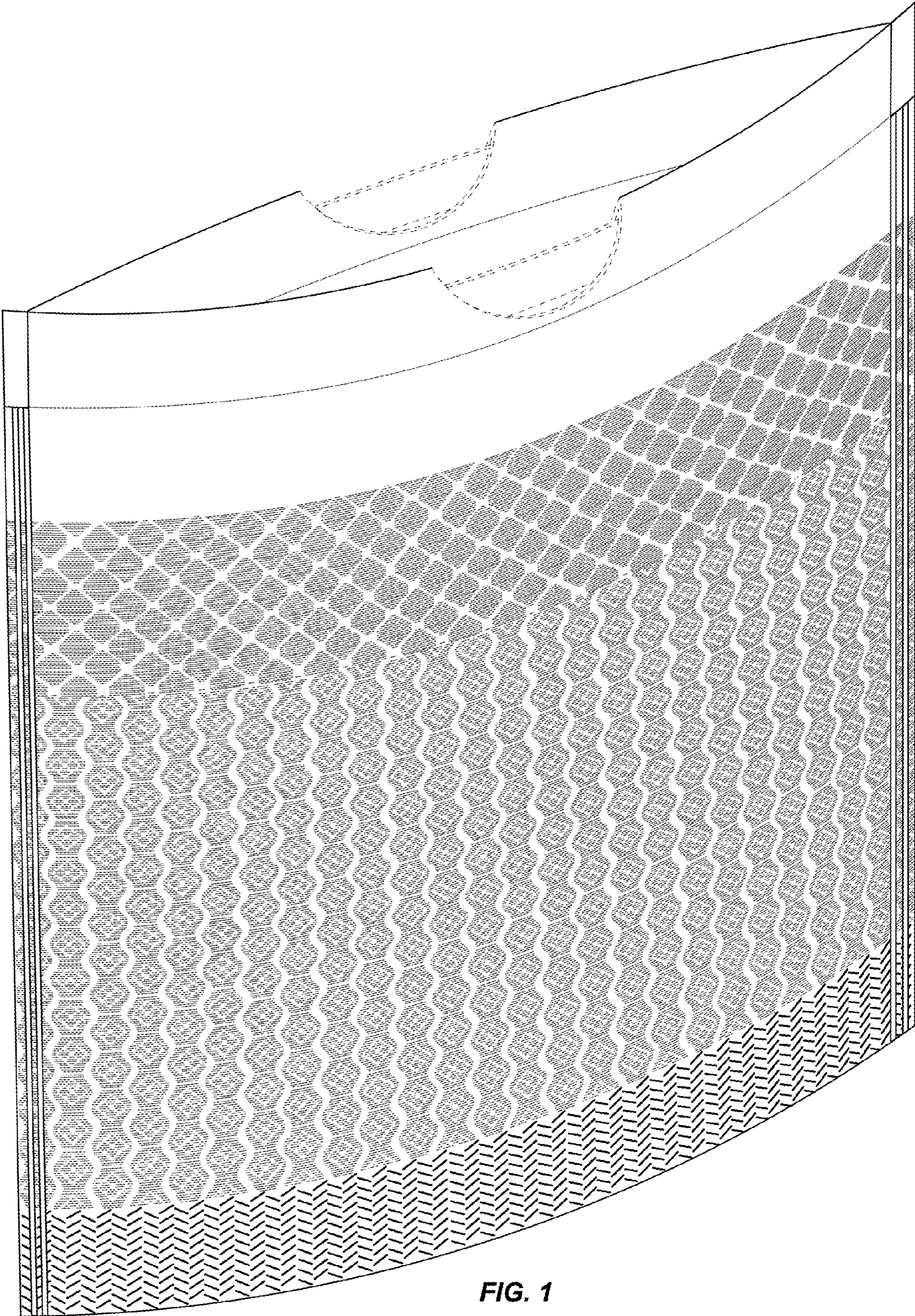


FIG. 1




FIG. 2




FIG. 3



FIG. 4




FIG. 5




FIG. 6