



US00D900628S

(12) **United States Design Patent** (10) **Patent No.:** **US D900,628 S**
Freund et al. (45) **Date of Patent:** **** Nov. 3, 2020**

(54) **PLASTIC BAG WITH PERFORATIONS**
(71) Applicant: **Checker Food Products Company**, St. Louis, MO (US)
(72) Inventors: **Robert Freund**, St. Louis, MO (US); **David Freund**, St. Louis, MO (US)
(73) Assignee: **Checker Food Products Company**, St. Louis, MO (US)

3,716,182 A 2/1973 Kom
3,774,838 A 11/1973 Christie
3,865,303 A * 2/1975 Korn B65D 33/28
383/62
4,139,186 A 2/1979 Postema et al.
4,345,712 A 8/1982 Gim
4,798,042 A 1/1989 Davis
4,813,792 A 3/1989 Belmont et al.
4,890,736 A 1/1990 Greyvenstein
5,568,979 A 10/1996 Fifer et al.
5,720,557 A 2/1998 Simonsen
6,139,186 A 10/2000 Fraser
6,435,350 B1 8/2002 Huang et al.

(**) Term: **15 Years**

(Continued)

(21) Appl. No.: **29/688,614**

FOREIGN PATENT DOCUMENTS

(22) Filed: **Apr. 23, 2019**

GB 1366440 9/1974
GB 1370968 10/1974

(51) **LOC (12) Cl.** **09-05**

(52) **U.S. Cl.**

(Continued)

USPC **D9/703**

(58) **Field of Classification Search**

Primary Examiner — Abraham Bahta

USPC D9/702-714, 720-722, 424, 430-433, D9/414, 418, 444; 383/26, 119, 127, 33, 383/71-75, 103; 229/87.06, 87.08, 87.01, 229/92.1; 222/92, 107, 215; 220/495.03, 220/495.01; D3/303, 201; 428/35.2, 79, 428/199, 542.6; 434/162; 402/79; D5/57-61, 99; 281/2, 3.1, 5, 38, 51; 283/117, 62, 74, 93, 103, 115; D19/1-10, 100

(74) *Attorney, Agent, or Firm* — Greensfelder, Hemker & Gale, P.C.; Mark E. Stallion

CPC B65D 33/02; B65D 33/24; B65D 33/01; B65D 81/00; B65D 81/03; B65D 81/2084; B65D 81/34; B65D 81/3461; A47J 36/027

See application file for complete search history.

(57) **CLAIM**

We claim the ornamental design for a plastic bag with perforations, as shown and described.

DESCRIPTION


FIG. 1 is a perspective view illustrating intact perforations of a plastic bag with perforations in accordance with the present design;
FIG. 2 is a front view thereof;
FIG. 3 is a rear view thereof;
FIG. 4 is a front view thereof, with the perforations being torn; and,
FIG. 5 is an exploded view of the intact perforations taken from the circumscribed area of FIG. 2.
The broken lines shown in the drawings are for the purposes of illustrating portions of the article and form no part of the claimed design.

(56) **References Cited**

U.S. PATENT DOCUMENTS

3,186,626 A 6/1965 Shvetz
3,217,971 A * 11/1965 Shvetz B65D 33/165
383/203
3,441,198 A 4/1969 Ericson

1 Claim, 5 Drawing Sheets



(56)

References Cited

U.S. PATENT DOCUMENTS

6,453,646	B1	9/2002	Schneider	
D497,543	S *	10/2004	Buckley	D9/703
7,192,190	B2	3/2007	Jung	
D545,688	S *	7/2007	Donovan	D9/703
D627,238	S *	11/2010	Harper	D9/711
7,950,851	B2 *	5/2011	Taheri	B65D 75/58 383/63
8,282,280	B2	10/2012	Germanow et al.	
8,550,716	B2	10/2013	Smith et al.	
D774,761	S *	12/2016	McCain	D3/300
D835,518	S	12/2018	Ibarra	
D863,976	S	10/2019	Ibarra	
D876,891	S *	3/2020	Finell	D7/509
2003/0053720	A1	3/2003	Smith et al.	
2006/0202006	A1	9/2006	Hou	
2008/0226201	A1	9/2008	Diep	
2011/0026858	A1	2/2011	Llavina Nadal et al.	
2013/0279831	A1	10/2013	Ibarra	

FOREIGN PATENT DOCUMENTS

GB	2208843	A	4/1989
JP	02-085159	A	3/1990
JP	09-267847	A	10/1997
WO	9638290	A1	12/1996
WO	D140068	A1	6/2001
WO	2006056784	A1	6/2006

* cited by examiner




FIG. 1




FIG. 2




FIG. 3

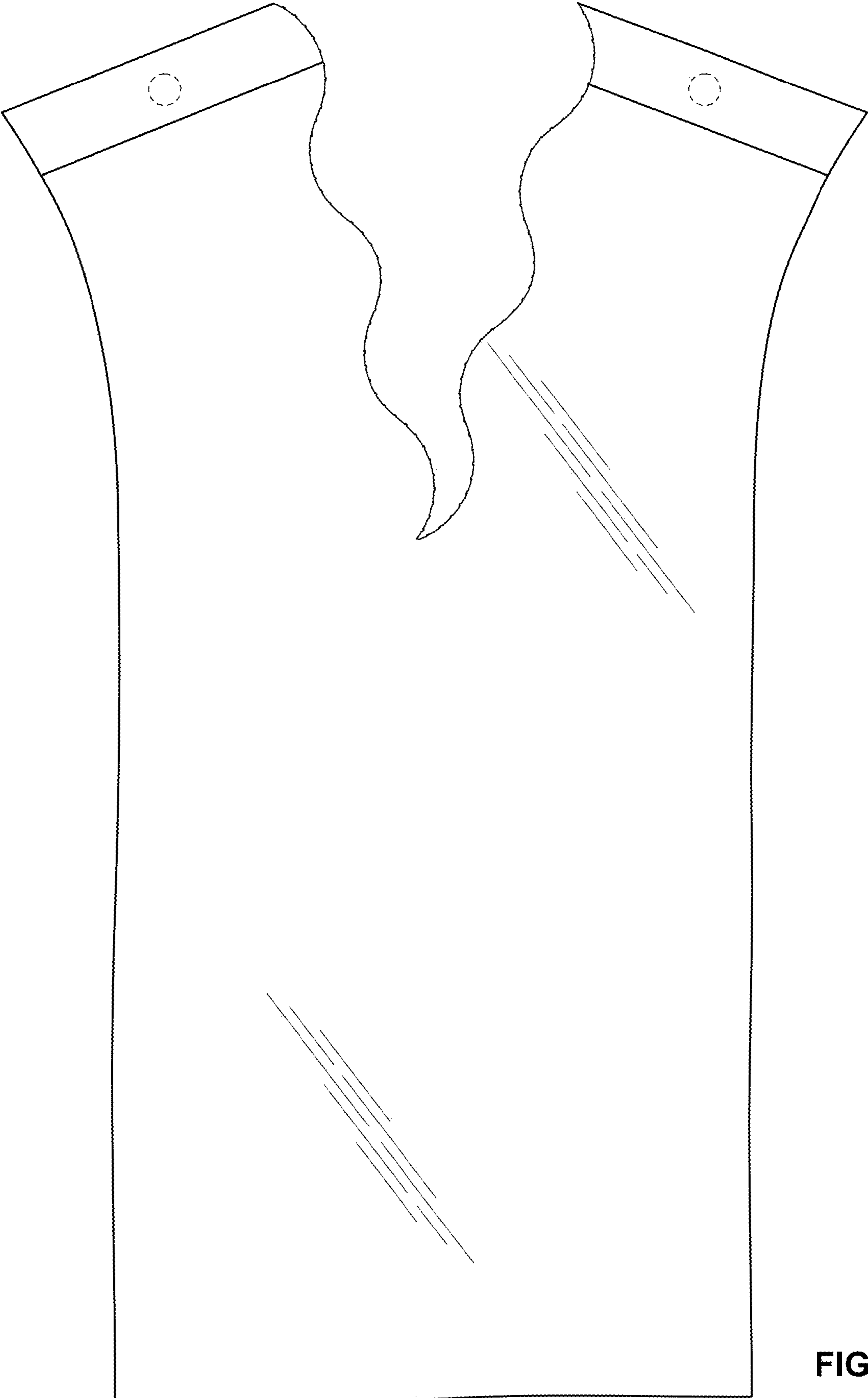


FIG. 4

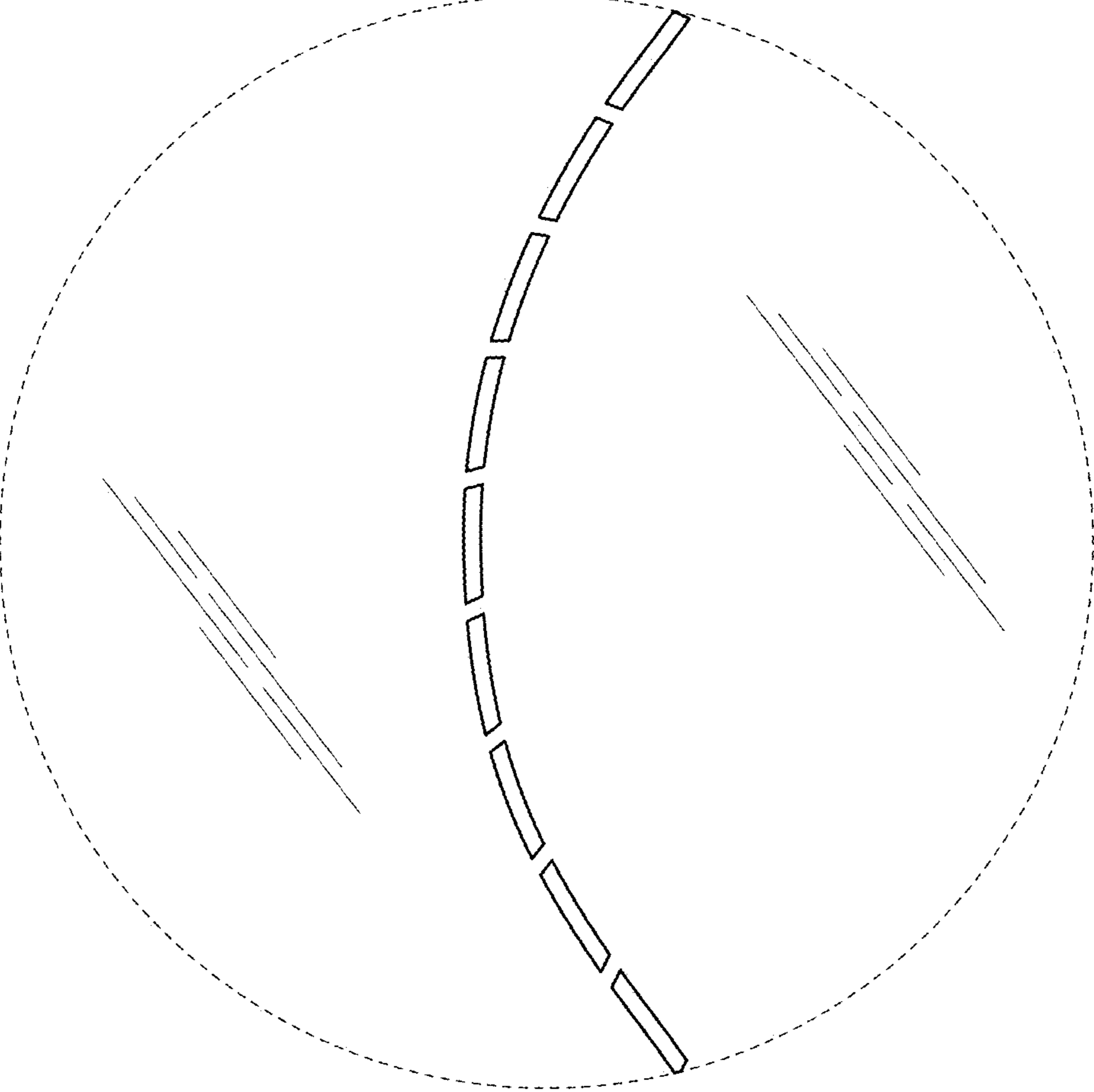


FIG. 5