



US00D900619S

(12) **United States Design Patent**
Beardsall

(10) **Patent No.:** **US D900,619 S**

(45) **Date of Patent:** **** Nov. 3, 2020**

(54) **SNUFF CONTAINER**

(71) Applicant: **Swedish Match North Europe AB**,
Stockholm (SE)

(72) Inventor: **Philip Beardsall**, Örkelljunga (SE)

(73) Assignee: **SWEDISH MATCH NORTH EUROPE AB**, Stockholm (SE)

(**) Term: **15 Years**

(21) Appl. No.: **29/636,452**

(22) Filed: **Feb. 8, 2018**

(51) **LOC (12) Cl.** **09-01**

(52) **U.S. Cl.**
USPC **D9/575**; D9/439; D9/454; D9/520;
D9/738; D9/741

(58) **Field of Classification Search**
USPC D9/419, 424, 428, 434–435, 439, 454,
D9/500, 503–505, 516, 520, 529, 549,
D9/558, 575, 715, 737–738, 745, 743,
D9/772, 779–780; D3/203.2;
D7/629–630; D27/186–187, 189–190;
D28/91

CPC ... B65D 1/00; B65D 1/10; B65D 1/12; B65D
1/16; B65D 1/165; B65D 23/00; B65D
2251/0003; B65D 2251/0006; B65D
2251/0037; B65D 2251/0068; B65D
2501/00; B65D 2501/0009; A24F 23/00;
A24F 23/02; A24F 23/04

See application file for complete search history.

(56) **References Cited**

U.S. PATENT DOCUMENTS

D28,413 S * 3/1898 Taite D9/504
1,986,271 A * 1/1935 Keith A45D 40/0068
215/235

D334,710 S * 4/1993 Picozza D9/435
D544,167 S * 6/2007 Dukic, Jr. D34/3
D599,953 S * 9/2009 Gibson D27/190
D660,693 S * 5/2012 Berggren D9/421
D686,513 S * 7/2013 Henriksson D9/428
D686,887 S * 7/2013 Meyers D7/629
D711,232 S * 8/2014 Henriksson D9/451
D711,233 S * 8/2014 Henriksson D9/451
D711,249 S * 8/2014 Henriksson D9/504
D711,250 S * 8/2014 Henriksson D9/504
D719,828 S * 12/2014 Henriksson D9/451
9,265,287 B2 * 2/2016 Sims A24F 23/00
D756,790 S * 5/2016 Henriksson D9/504
D773,302 S * 12/2016 Henriksson D9/451
D795,705 S * 8/2017 Huang D9/738
10,112,743 B2 * 10/2018 Beardsall B65D 43/0212

* cited by examiner

Primary Examiner — Dana Meyrow

(74) *Attorney, Agent, or Firm* — Ballard Spahr LLP

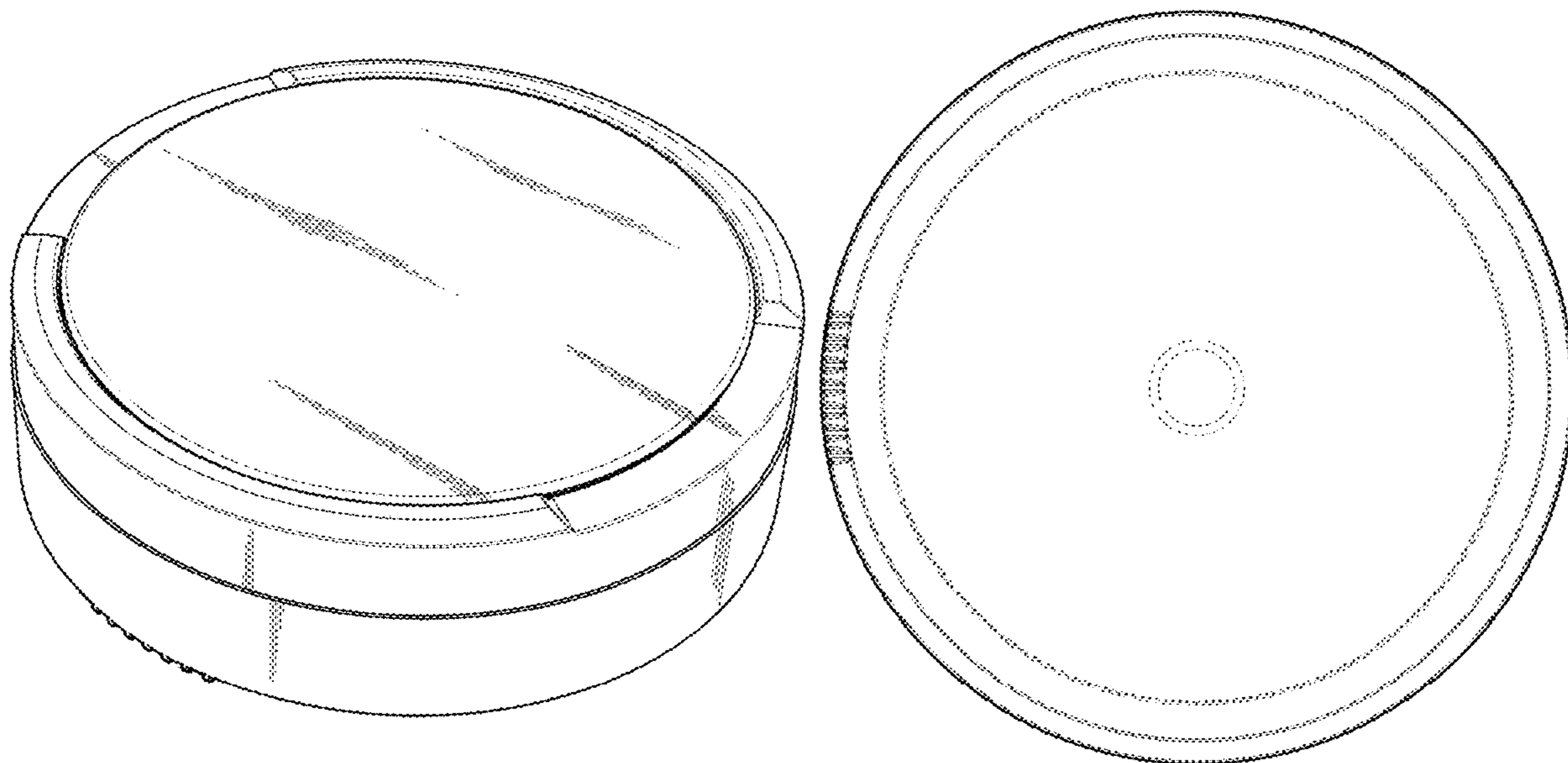
(57) **CLAIM**

The ornamental design for a snuff container, as shown and described.

DESCRIPTION

FIG. 1 is a perspective view of a first embodiment of a snuff container showing my new design;
FIG. 2 is a front elevational view thereof;
FIG. 3 is a rear elevational view thereof;
FIG. 4 is a right side elevational view thereof;
FIG. 5 is a left side elevational view thereof;
FIG. 6 is a top plan view thereof; and,
FIG. 7 is a bottom plan view thereof.
The broken lines in the drawings illustrate the portions of the snuff container that form no part of the claim.

1 Claim, 7 Drawing Sheets



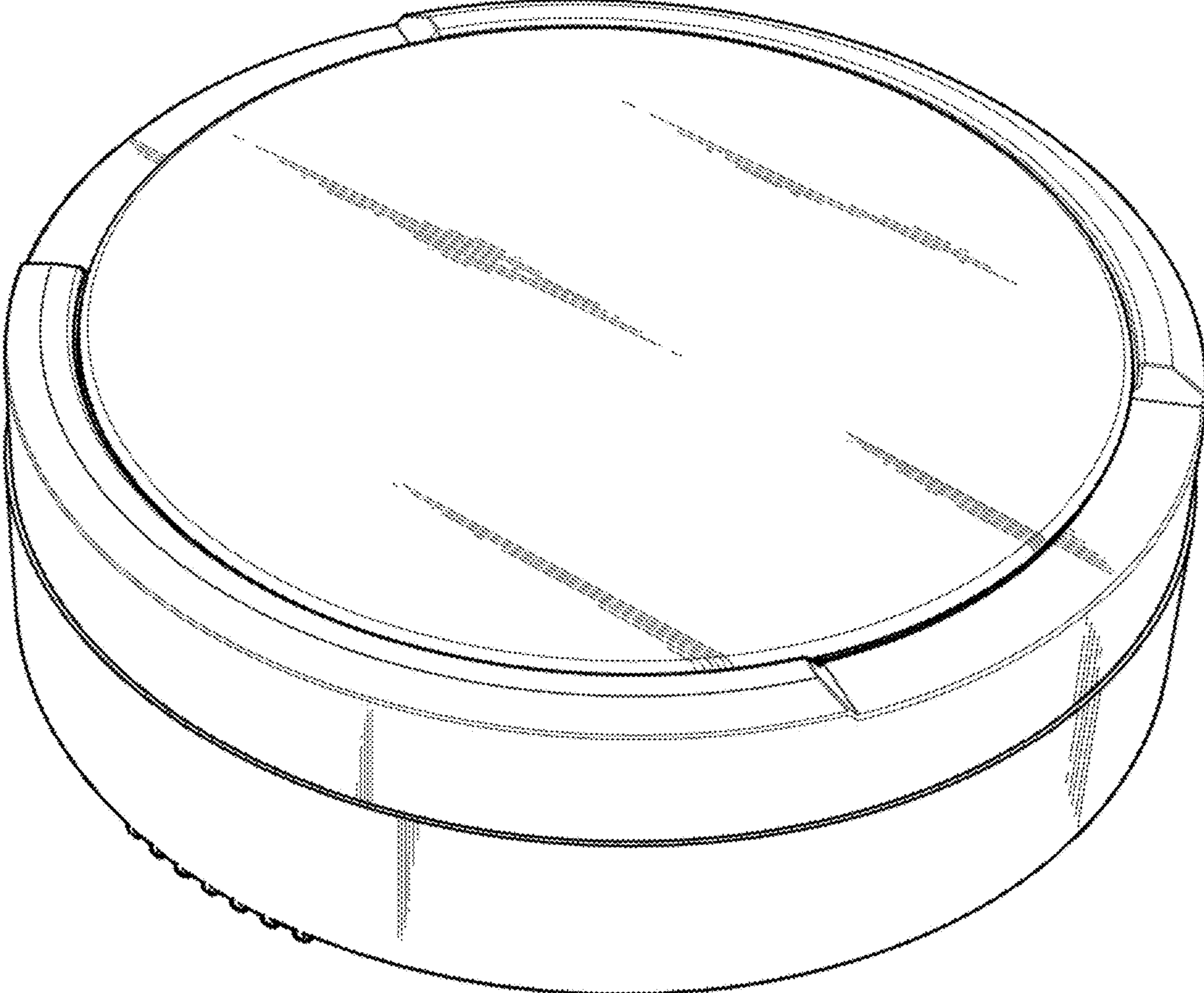


FIG. 1

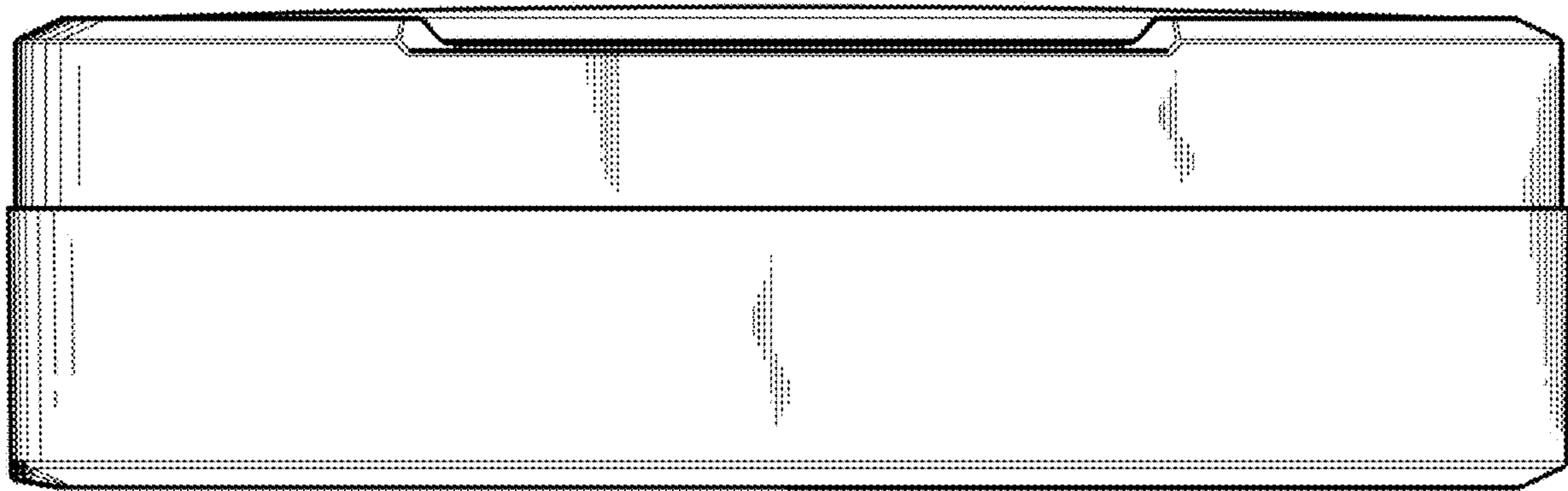


FIG. 2

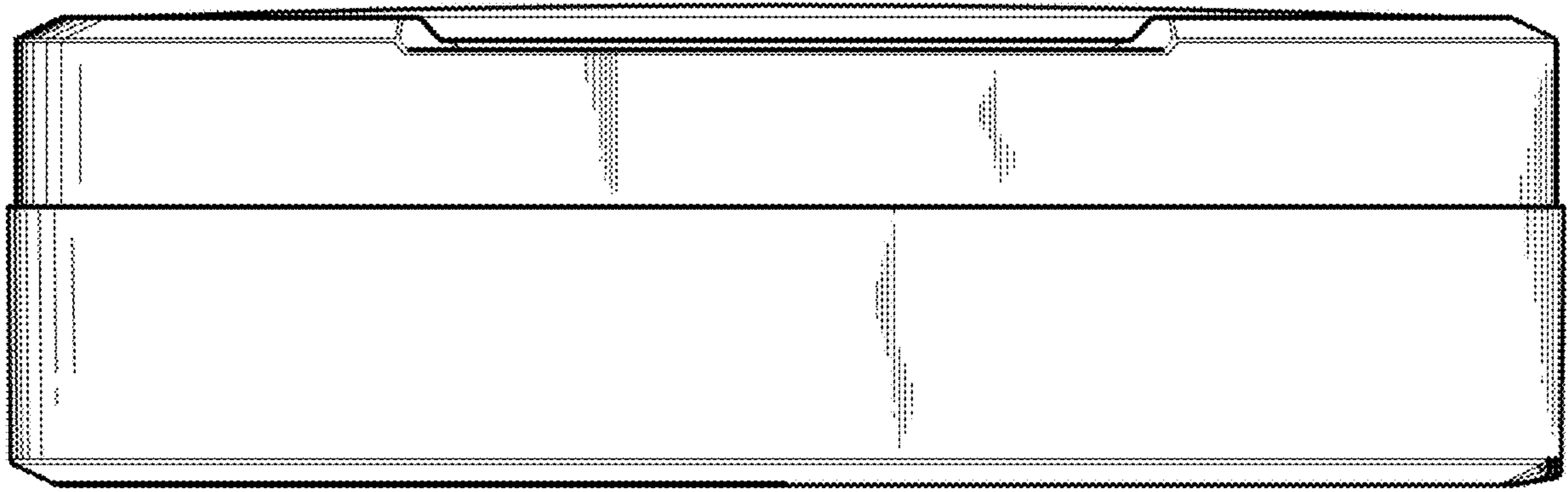


FIG. 3

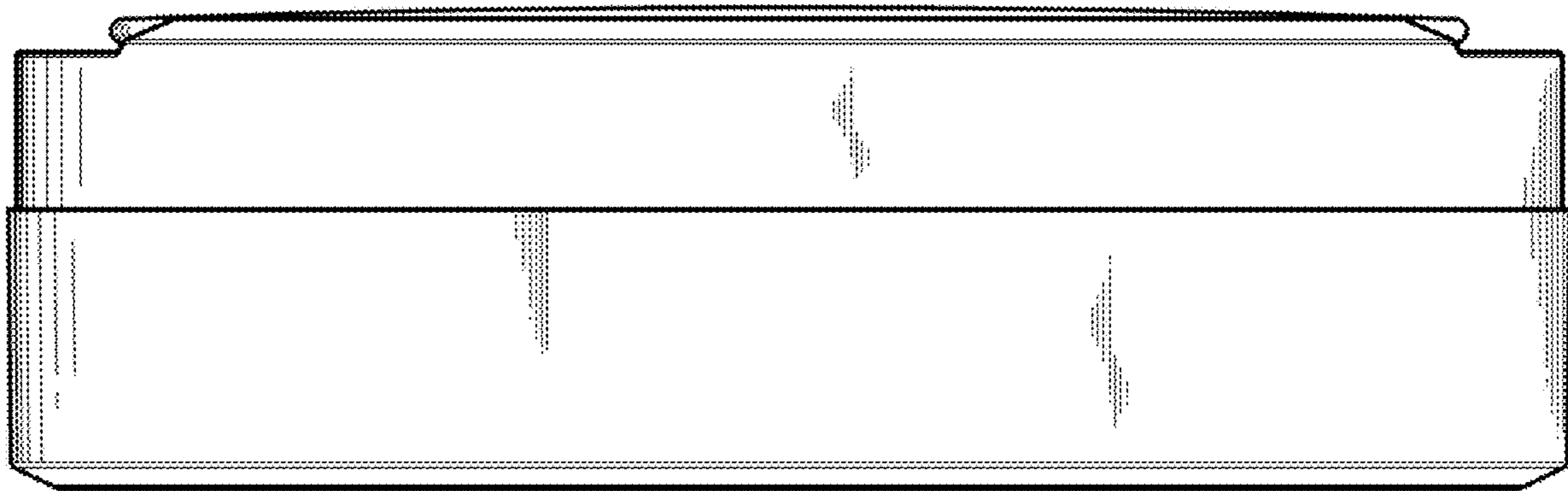


FIG.4

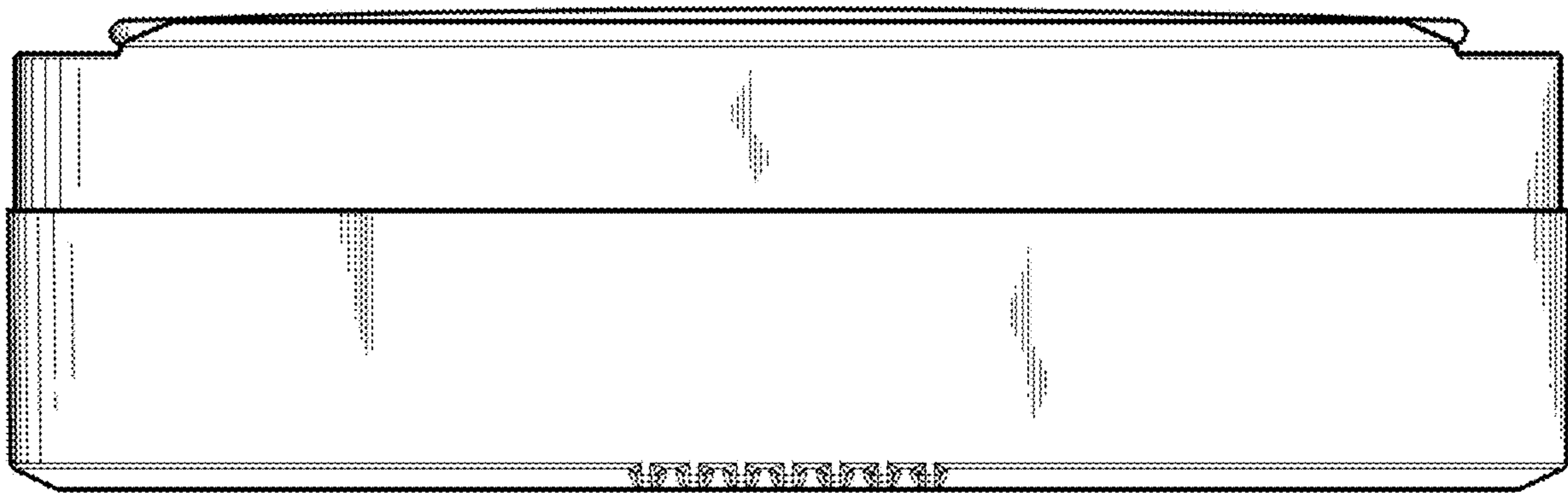


FIG. 5

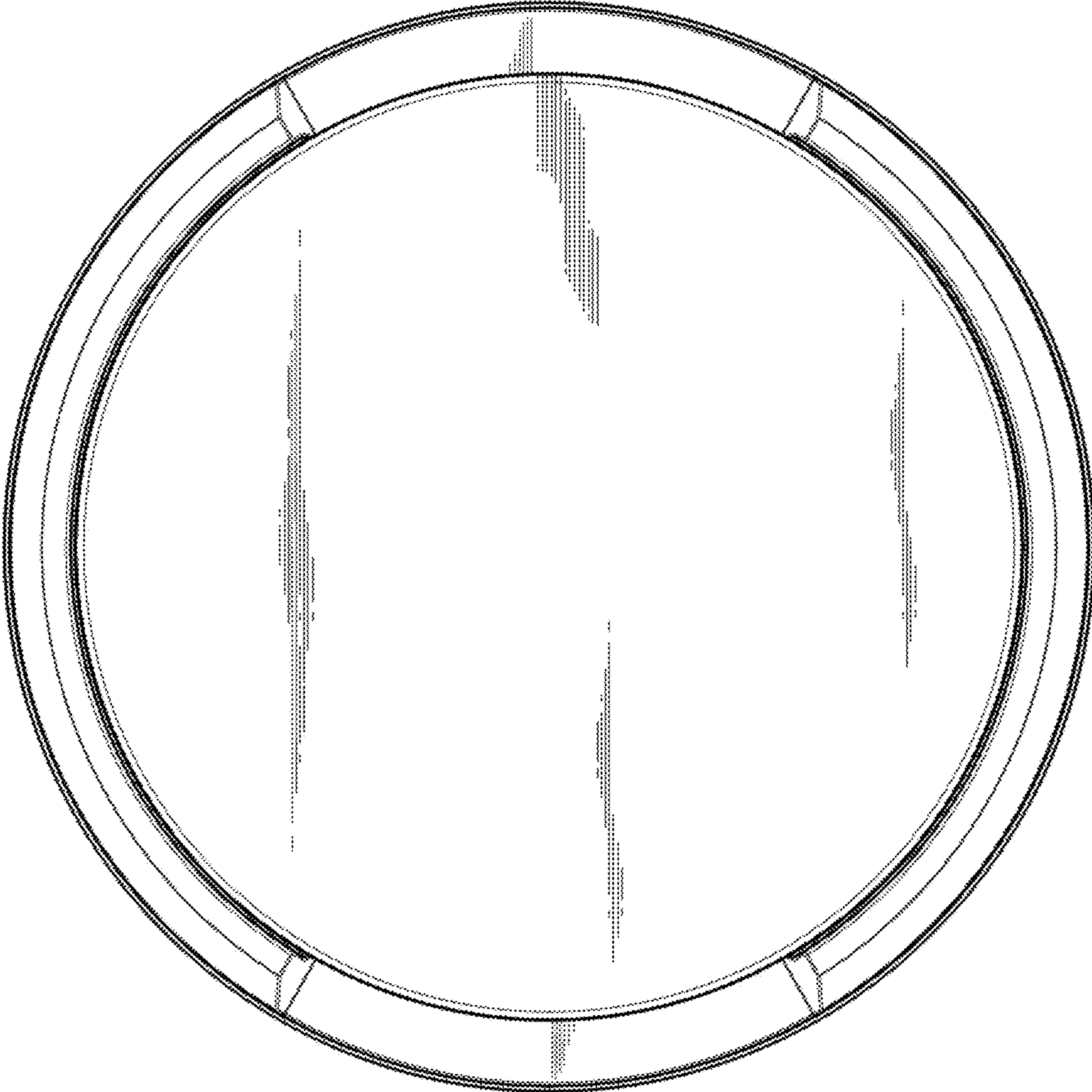


FIG. 6

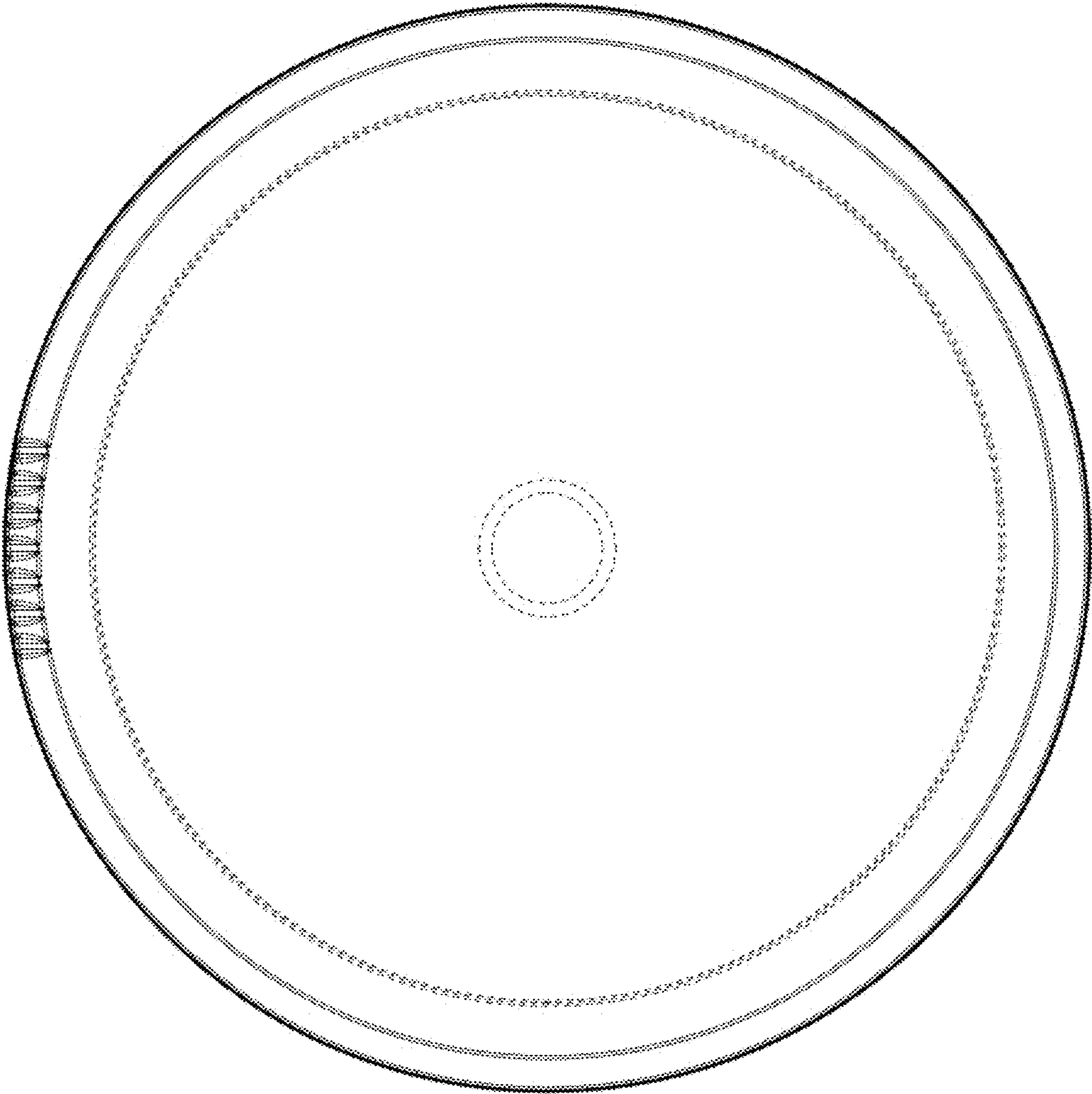


FIG. 7