



US00D900609S

(12) **United States Design Patent** (10) **Patent No.:** **US D900,609 S**  
**Block et al.** (45) **Date of Patent:** **\*\* Nov. 3, 2020**

(54) **CANDY CONTAINER**

(71) Applicants: **Chuck Block**, Chula Vista, CA (US);  
**Dan Blanchard**, Chula Vista, CA (US)

(72) Inventors: **Chuck Block**, Chula Vista, CA (US);  
**Dan Blanchard**, Chula Vista, CA (US)

(\*\*) Term: **15 Years**

(21) Appl. No.: **29/704,755**

(22) Filed: **Sep. 6, 2019**

(51) **LOC (12) Cl.** ..... **09-01**

(52) **U.S. Cl.**  
USPC ..... **D9/500**; D9/521

(58) **Field of Classification Search**  
USPC ..... D9/434, 500, 503-505, 516, 521, 529,  
D9/549, 558, 682, 686, 688-691, 715,  
D9/719; D24/224; D28/7, 76  
CPC ..... B65D 1/00; B65D 1/02; B65D 1/0223;  
B65D 23/00; B65D 51/32; B65D  
2501/00; B65D 2501/0009  
See application file for complete search history.

(56) **References Cited**

**U.S. PATENT DOCUMENTS**

D155,031 S *	8/1949	Patterson	.....	D9/521
D229,748 S *	1/1974	White	.....	D24/224
D232,355 S *	8/1974	Wiedmann	.....	D24/224
4,203,840 A *	5/1980	Stoepler	.....	B01L 3/5021 210/513

D259,440 S *	6/1981	Martin	.....	D24/224
D260,731 S *	9/1981	Sarac	.....	446/268
D286,505 S *	11/1986	Okada	.....	D3/20
D299,488 S *	1/1989	Okada	.....	D9/503
D363,985 S *	11/1995	Van Hovel	.....	D24/111
D468,057 S *	12/2002	Cloix	.....	D28/76
D636,678 S *	4/2011	Baird	.....	D24/224
D643,724 S *	8/2011	Donnelly	.....	D9/435
D650,088 S *	12/2011	Motadel	.....	D24/224
D687,304 S *	8/2013	Tanner	.....	D24/121
D709,624 S *	7/2014	Baum	.....	D24/224
D869,757 S *	12/2019	Simon	.....	D28/7

\* cited by examiner

*Primary Examiner* — Dana Meyrow

(74) *Attorney, Agent, or Firm* — Donn K. Harms

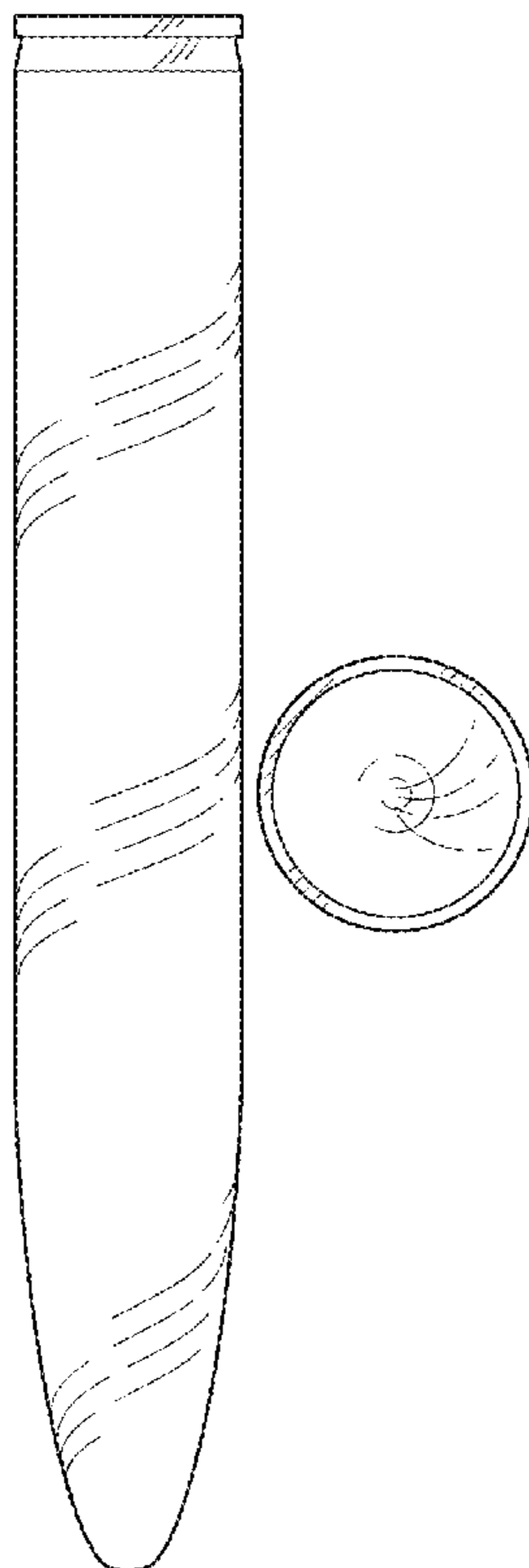
(57) **CLAIM**

The ornamental design for a candy container, as shown and described.

**DESCRIPTION**

FIG. 1 is a perspective view of the candy container in a condition of use, showing my new design;  
FIG. 2 is a second perspective view thereof;  
FIG. 3 is a front view of the candy container of FIG. 2, the rear view being a mirror image of the front view;  
FIG. 4 is a left side view of the candy container of FIG. 2, the right side view being a mirror image of the left side view;  
FIG. 5 is a top view thereof; and,  
FIG. 6 is a bottom view thereof.  
The broken lines in the drawings illustrate the portions of the candy container that form no part of the claim.

**1 Claim, 3 Drawing Sheets**



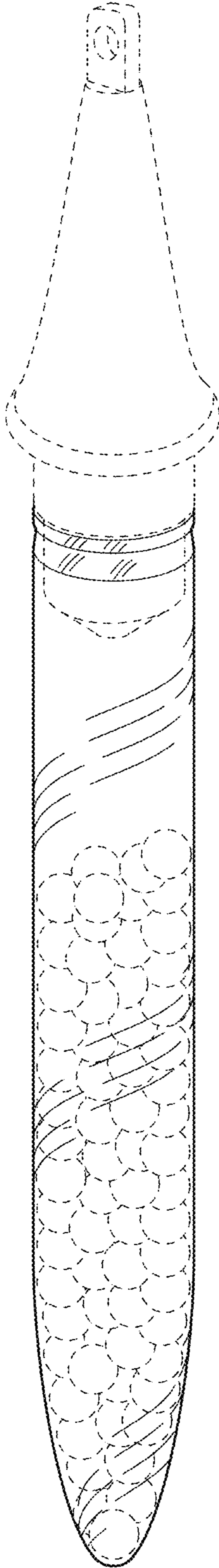


FIG. 1




FIG. 2



FIG. 3

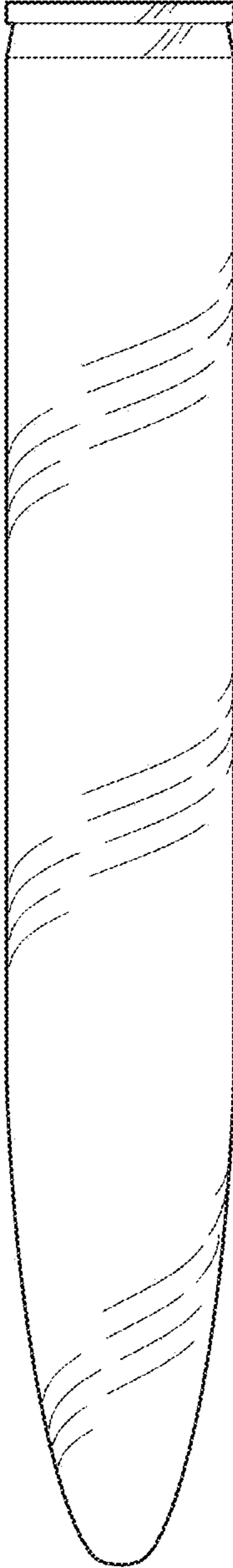


FIG. 4

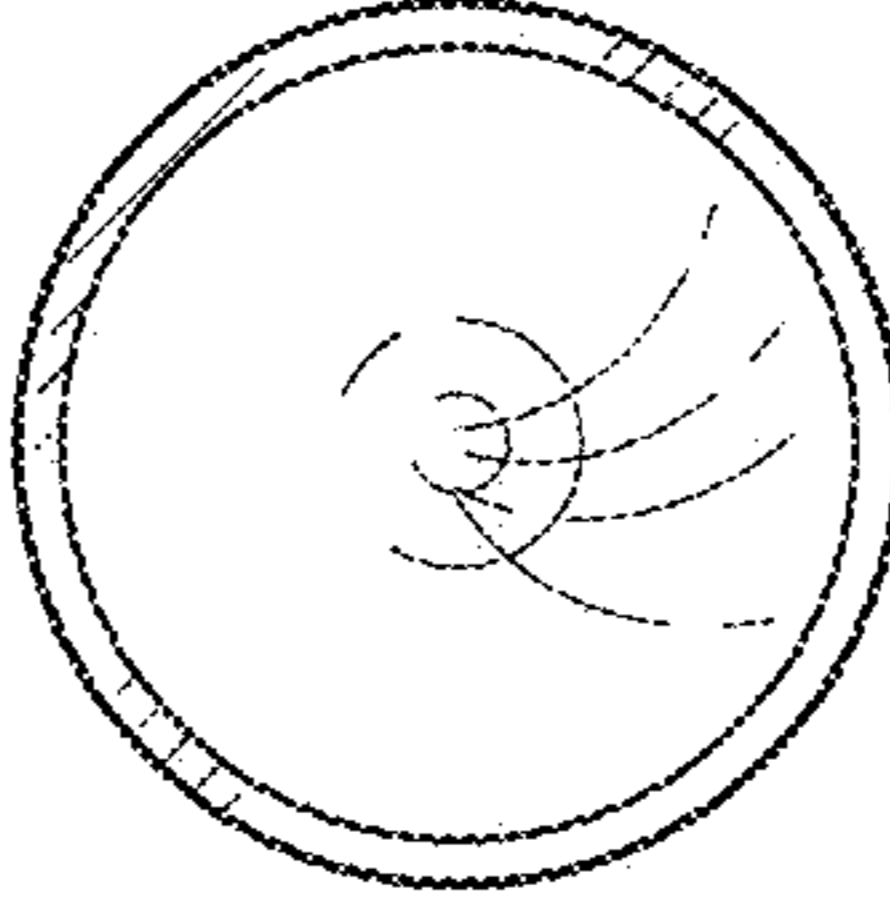


FIG. 5

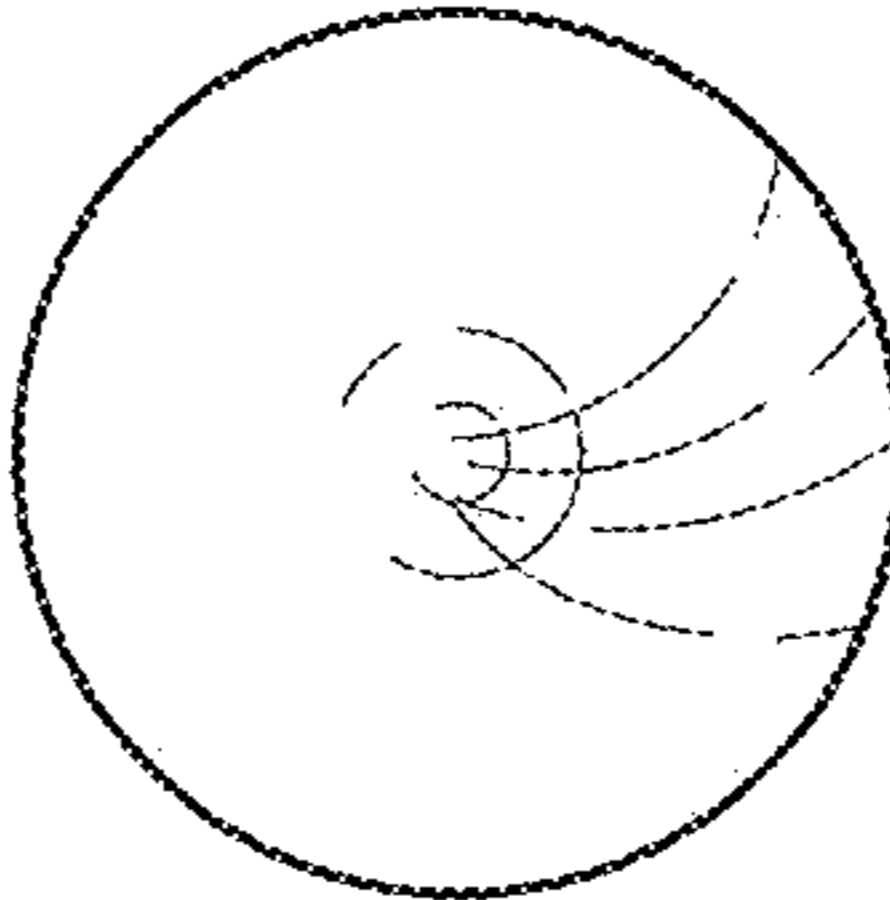


FIG. 6