



US00D900586S

(12) **United States Design Patent** (10) **Patent No.:** **US D900,586 S**
Pille (45) **Date of Patent:** **** Nov. 3, 2020**

(54) **HANDLE**
(71) Applicant: **WHIRLPOOL CORPORATION**,
Benton Harbor, MI (US)
(72) Inventor: **Alexander S. Pille**, St. Joseph, MI (US)
(73) Assignee: **Whirlpool Corporation**, Benton
Harbor, MI (US)

3,107,389 A * 10/1963 Engelbrecht A47B 47/00
16/416
D219,619 S 12/1970 Young
3,656,058 A * 4/1972 Leathers G01R 31/2867
324/750.03
D248,702 S * 8/1978 Baldini D6/574
4,344,661 A * 8/1982 Gotberg A47B 88/941
211/194
D266,122 S 9/1982 Haug
(Continued)

(**) Term: **15 Years**

OTHER PUBLICATIONS

(21) Appl. No.: **29/589,429**

Jute Bar Pull K-99688-HF1, Kohler, posted at www.us.kohler.com, spec sheet dated 2014 © 2014 Kohler Co., online, site visited Sep. 12, 2017. Available from Internet, URL: https://www.us.kohler.com/us/Jute%ADbar%ADpull/productDetail/cabinet%ADhardware/991993.htm.*

(22) Filed: **Dec. 30, 2016**

(51) **LOC (12) Cl.** **08-06**

(52) **U.S. Cl.**

USPC **D8/315**

(58) **Field of Classification Search**

USPC D8/310, 312, 315-320, 300, 302, 308,
D8/309, 353, 313; 248/205.5, 205.8, 207;
16/406, 413, 422, 412, 415, 420,
16/443-444; 294/185-189; D15/89, 142;
D3/300, 317-319; D23/250; D7/349,
D7/350.1, 341, 406; 292/336.3; D9/432,
D9/770; D6/405, 574, 691.9, 705;
D25/126, 119, 705; D12/178, 196,
D12/404-405

CPC A47K 3/003; A47K 17/022; A47K 17/024;
Y10T 16/4559; Y10T 16/498; Y10T
16/458; Y10T 16/462; E05B 1/0053;
E05B 1/0015

See application file for complete search history.

(56) **References Cited**

U.S. PATENT DOCUMENTS

D100,218 S * 6/1936 Martin D8/313
D105,966 S * 9/1937 Morand et al. D8/316
D174,066 S * 2/1955 Stuman D7/406
D186,224 S * 9/1959 Sims D13/171
D190,226 S 5/1961 Watt
D190,266 S 5/1961 Watt

(Continued)

Primary Examiner — Marissa J Cash
Assistant Examiner — Altaira J Swangin
(74) *Attorney, Agent, or Firm* — Price Heneveld LLP

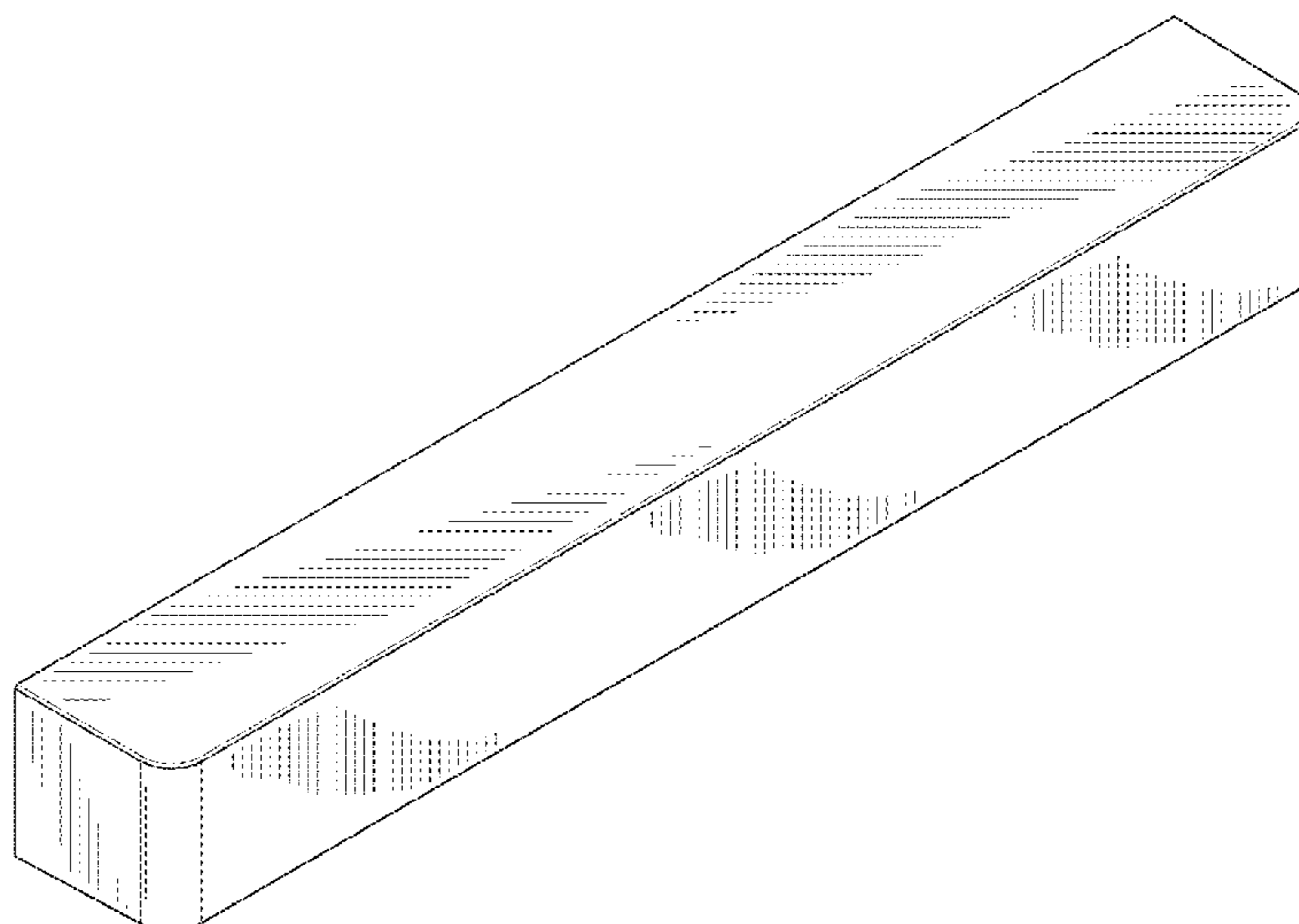
(57) **CLAIM**

I claim the ornamental design for a handle, as shown and described.

DESCRIPTION

FIG. 1 is a front perspective view of a handle of the present disclosure;
FIG. 2 is a front elevational view of the handle of FIG. 1;
FIG. 3 is a rear elevational view of the handle of FIG. 1;
FIG. 4 is a first side elevational view of the handle of FIG. 1;
FIG. 5 is a second side elevational view of the handle of FIG. 1;
FIG. 6 is a top plan view of the handle of FIG. 1; and,
FIG. 7 is a bottom plan view of the handle of FIG. 1.
The broken lines depict portions of the article that form no part of the claimed design.

1 Claim, 4 Drawing Sheets



(56)

References Cited

U.S. PATENT DOCUMENTS

D339,718 S * 9/1993 Coy D7/402
 5,312,180 A * 5/1994 Tieder A47B 88/90
 220/534
 D370,617 S 6/1996 Decursu et al.
 5,785,000 A * 7/1998 Barbary A01K 1/0114
 119/166
 D400,424 S 11/1998 Lewis et al.
 5,871,849 A * 2/1999 Lepine B32B 21/08
 428/542.8
 D424,873 S 5/2000 Holbrook
 D436,832 S * 1/2001 Matsuo D8/313
 6,195,015 B1 * 2/2001 Jacobs G07F 17/246
 340/693.12
 D449,215 S 10/2001 Bertani
 D450,212 S 11/2001 Gottwald
 D471,403 S 3/2003 Jones et al.
 D484,252 S * 12/2003 Hughes D25/121
 D488,699 S 4/2004 Jackovin
 D511,955 S 11/2005 Baldwin et al.
 D513,694 S 1/2006 Vitkauskas
 D524,103 S 7/2006 Bradshaw
 D530,590 S * 10/2006 Singtoroj D8/302
 D542,090 S 5/2007 Kim
 D548,039 S * 8/2007 Henriott D8/313
 D564,837 S * 3/2008 Green D7/406
 D568,100 S 5/2008 Jeon
 D572,110 S 7/2008 Busalt et al.
 D572,997 S * 7/2008 Gulley D8/302
 D577,567 S 9/2008 Crookshanks
 D578,225 S * 10/2008 Fitts, III D25/126
 D578,667 S * 10/2008 Fitts, III D25/126
 D583,215 S * 12/2008 Bavuso D8/300
 D587,067 S 2/2009 Kim
 D600,961 S 9/2009 Krumpe
 D610,173 S 2/2010 Kim
 D610,594 S 2/2010 Martin et al.
 D612,677 S * 3/2010 Jeon D15/89
 D614,012 S 4/2010 Saubert et al.
 D614,013 S 4/2010 Saubert et al.
 D641,453 S * 7/2011 Stone D22/199
 D654,310 S 2/2012 Benold
 D654,311 S 2/2012 Benold
 D658,034 S * 4/2012 Kaluza D8/330
 D658,746 S 5/2012 Obara et al.
 D661,546 S 6/2012 Baacke et al.

D697,334 S 1/2014 Starck
 D737,653 S 9/2015 Fuller et al.
 D755,009 S * 5/2016 Kim D7/406
 D764,833 S * 8/2016 Citterio D6/549
 D764,834 S * 8/2016 Citterio D6/574
 D767,926 S * 10/2016 Denby D6/705
 D770,275 S * 11/2016 Hainaut D9/432
 D773,919 S * 12/2016 Carlino D8/315
 D782,872 S * 4/2017 Cho D7/406
 D786,949 S * 5/2017 Onrat D15/89
 D788,580 S * 6/2017 Hainaut D9/432
 D789,740 S * 6/2017 Shoemaker D7/406
 D790,947 S * 7/2017 Key D8/315
 D804,087 S * 11/2017 Boorom D26/138
 D804,088 S * 11/2017 Boorom D26/138
 D804,930 S * 12/2017 Heitz D8/330
 D804,931 S * 12/2017 Heitz D8/330
 D805,044 S * 12/2017 Sakai D13/182
 D811,138 S * 2/2018 Lee D6/705
 10,123,658 B2 * 11/2018 Millerd
 2006/0066190 A1 * 3/2006 Hay A47B 88/40
 312/333
 2010/0168920 A1 * 7/2010 Hooker F25D 25/025
 700/275
 2018/0310776 A1 * 11/2018 Stafford et al.

OTHER PUBLICATIONS

Top Knobs TK275ALU Modern Metro Tab Pull, date limit search
 Dec. 29, 2005-Jul. 25, 2016 © various, online, Sep. 13, 2017.
 Available from Internet, URL:https://www.google.com/search?q=Top+Knobs+TK275ALU+Modern+Metro+Tab+Pull&biw=1536&bih=895&source=Int&tbs=cdr%3A1%2Ccd_min%3A12%2F29%2F2016%2Ccd_max%3A12%2F29%2F20.
 Metro Modern Tab Pulls, Top Knobs, posted at tague-wpengine.netdna-ssl.com, 2016 Catalog, author not listed © not listed, online, site visited Dec. 30, 2017. Available from Internet, <URL: https://tague-wpengine.netdna-ssl.com/assets/TopKnobs_catalog.pdf (Year: 2016).
 Metro Tab Appliance Pull, Top Knobs, posted at elegantstainless.com, Aug. 11, 2016, author not listed © 2017 Hardware Decor, LLC, online, visited Dec. 30, 2017. Available from Internet, <URL:<https://www.elegantstainless.com/product-category/handles/metro-tab/es278-metro-tab-appliance-pull-detail> (Year: 2016).*

* cited by examiner

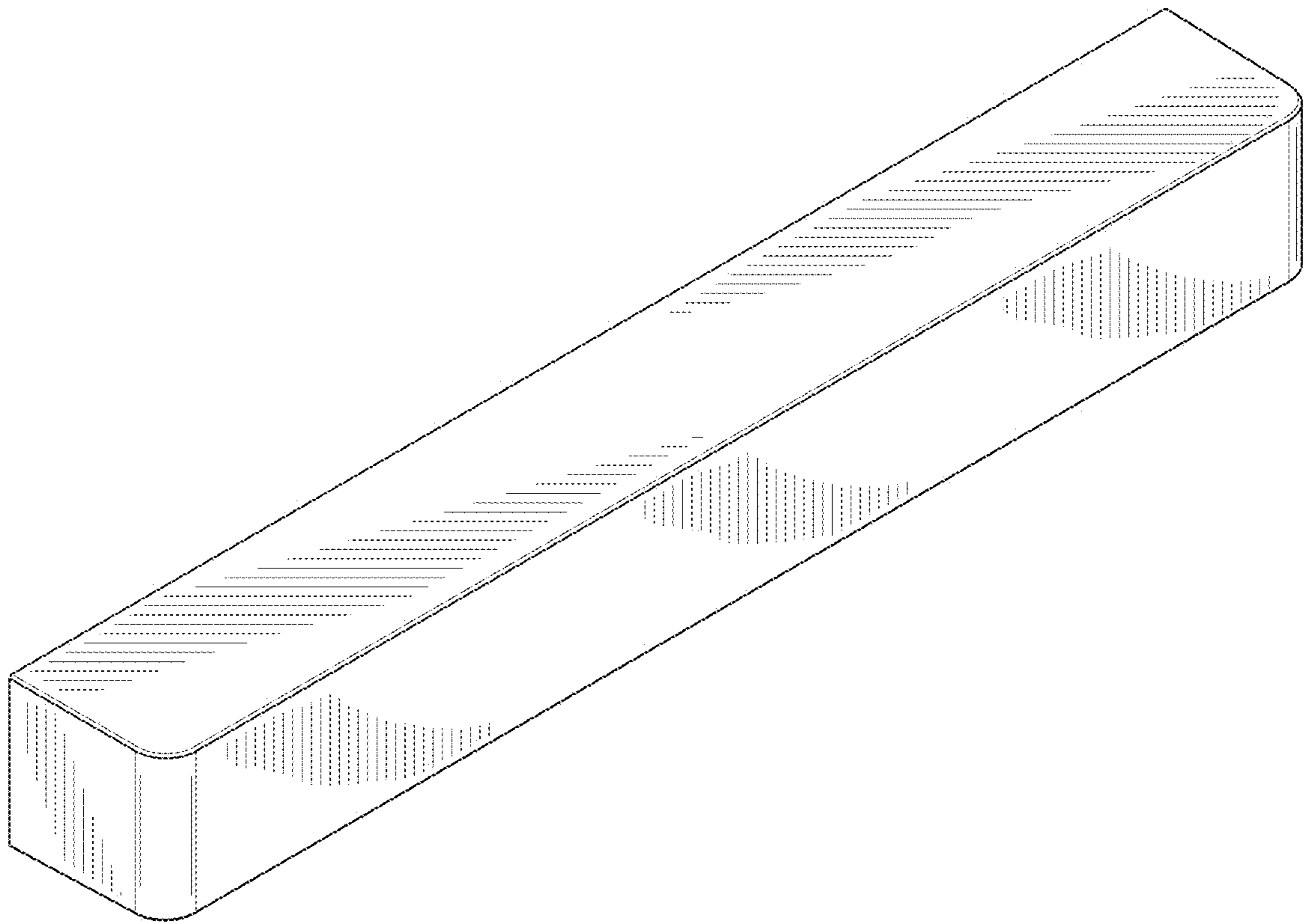


FIG. 1



FIG. 2

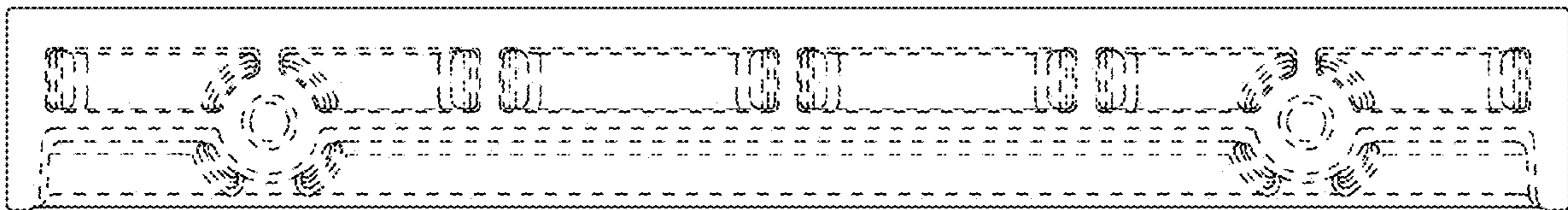


FIG. 3




FIG. 4

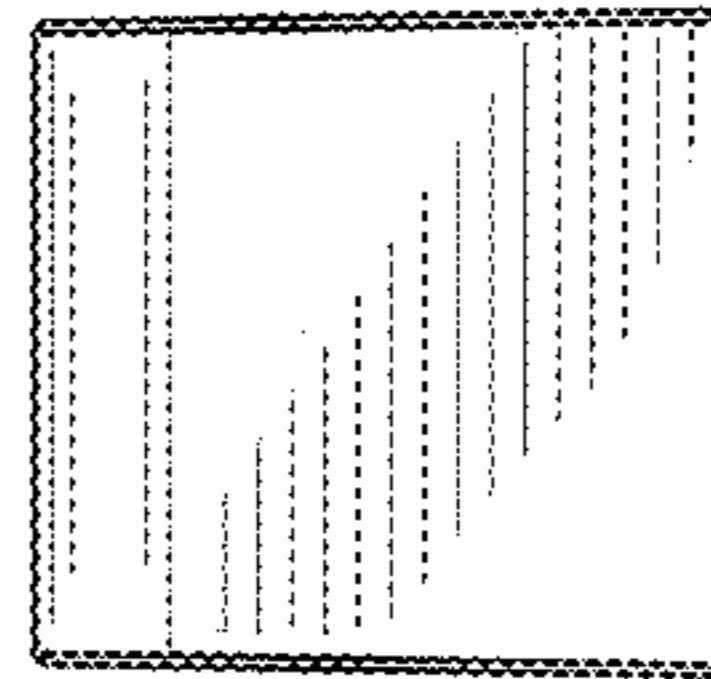


FIG. 5




FIG. 6




FIG. 7