



US00D900585S

(12) **United States Design Patent** (10) **Patent No.:** **US D900,585 S**
Bast et al. (45) **Date of Patent:** **** Nov. 3, 2020**

(54) **HANDLE**
(71) Applicant: **Gauthier Biomedical, Inc.**, Grafton, WI (US)
(72) Inventors: **Robert Bast**, Sheboygan Falls, WI (US); **Nicholas M. Grassel**, Port Washington, WI (US)
(73) Assignee: **Gauthier Biomedical, Inc.**, Grafton, WI (US)
(**) Term: **15 Years**
(21) Appl. No.: **29/697,633**
(22) Filed: **Jul. 10, 2019**
(51) **LOC (12) Cl.** **08-05**
(52) **U.S. Cl.**
USPC **D8/107; D24/133**
(58) **Field of Classification Search**
USPC D8/14, 82, 83, 84, 107, 300, 303; D24/133; D4/138
CPC A47J 43/26; B25B 13/463; B25B 13/468; B25B 15/04; B25G 1/005; B25G 1/085
See application file for complete search history.

(56) **References Cited**
U.S. PATENT DOCUMENTS
D273,076 S 3/1984 Bodfish
D307,236 S 4/1990 Cascio et al.
5,437,212 A 8/1995 Thompson et al.
D374,387 S 10/1996 Schaffer
D382,188 S 8/1997 Lin
D386,063 S * 11/1997 Badiali D8/107
D393,776 S 4/1998 Kessler
D398,507 S 9/1998 Thompson et al.
D415,004 S 10/1999 Chen
D421,888 S 3/2000 Thompson et al.
D434,630 S 12/2000 Oliver et al.

D446,706 S 8/2001 Kalomeris et al.
D449,505 S 10/2001 Glass et al.
D456,686 S 5/2002 Holland-Letz
D482,590 S 11/2003 Lislie et al.
D484,387 S 12/2003 Hsiao
6,679,363 B1 1/2004 Marchant
D492,543 S 7/2004 Munari
D493,527 S 7/2004 Szabo
D495,198 S 8/2004 Gonzalez
D510,248 S 10/2005 Liu
D515,388 S 2/2006 Howard
6,997,084 B1 2/2006 Gao et al.
D540,617 S 4/2007 Dotterman et al.
D551,530 S 9/2007 Hirsch
D569,210 S 5/2008 Chien
D572,105 S * 7/2008 Brockman D8/83
D575,132 S 8/2008 Panier
7,490,732 B2 2/2009 Wasserman et al.
D607,708 S 1/2010 Himbert et al.
D620,338 S * 7/2010 Huang D8/83
7,926,390 B2 4/2011 Bennett
D642,887 S * 8/2011 Good D8/83
D646,386 S 10/2011 Miller et al.

(Continued)

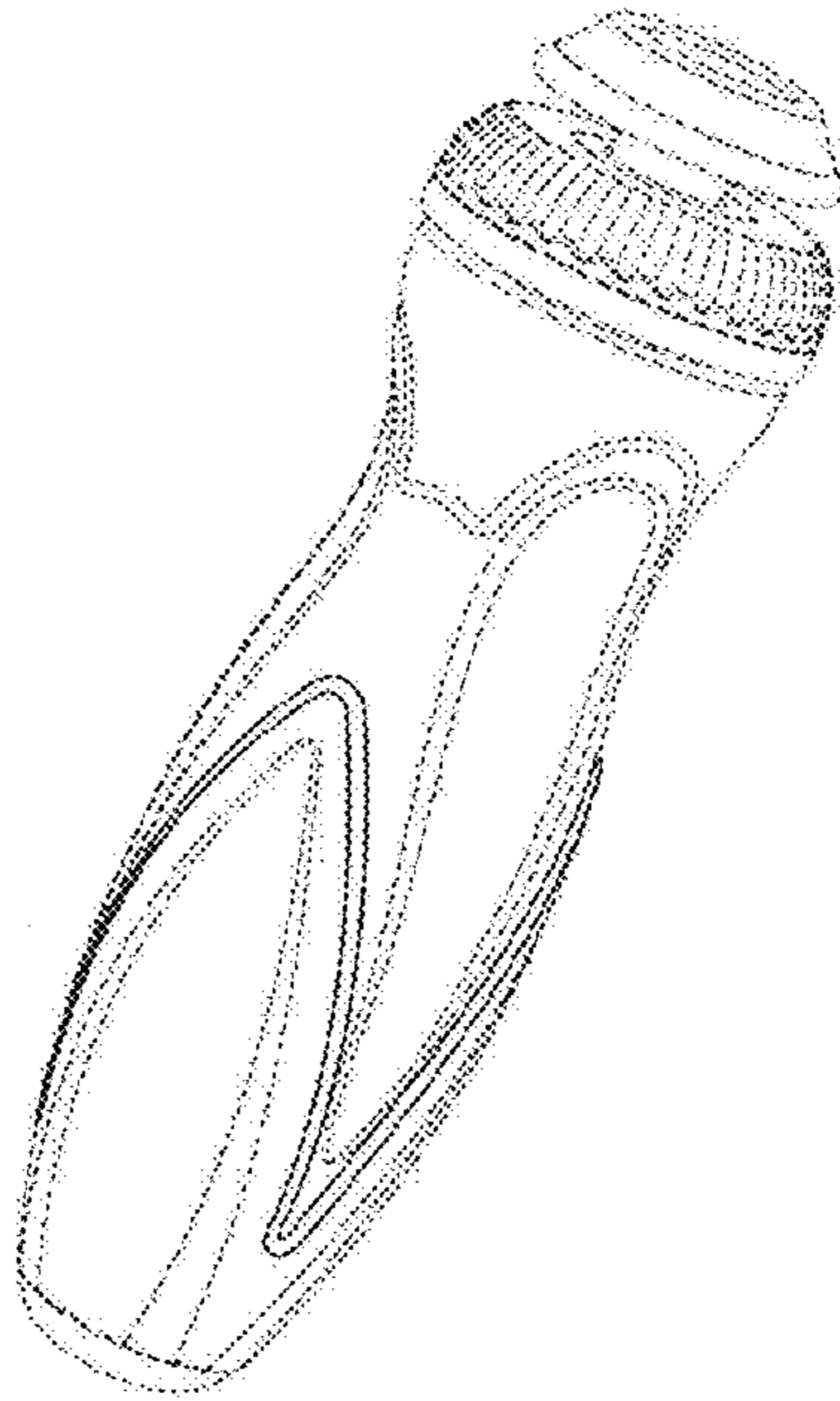
Primary Examiner — Philip S Hyder
(74) *Attorney, Agent, or Firm* — Boyle Fredrickson, S.C.

(57) **CLAIM**
The ornamental design for a handle, as shown and described.

DESCRIPTION

FIG. 1 is an isometric view of a handle incorporating our new design, wherein the portions illustrated in dotted lines form no part of the claimed design;
FIG. 2 is a right side elevation view thereof;
FIG. 3 is a left side elevation view thereof;
FIG. 4 is a top plan view thereof;
FIG. 5 is a bottom plan view thereof;
FIG. 6 is a front elevation view thereof; and,
FIG. 7 is a rear elevation view thereof.

1 Claim, 7 Drawing Sheets



(56)

References Cited

U.S. PATENT DOCUMENTS

D646,387	S	10/2011	Bast et al.	
D655,002	S	2/2012	Bast et al.	
D668,338	S	10/2012	Bast et al.	
D679,941	S	4/2013	Sigel	
D686,899	S	7/2013	Lin	
D716,629	S	11/2014	Suter	
D720,590	S *	1/2015	Carl	D8/85
D720,591	S *	1/2015	Carl	D8/85
D724,378	S	3/2015	Munari	
9,027,219	B2	5/2015	Gauthier et al.	
9,358,672	B2	6/2016	Gauthier et al.	
D786,647	S	5/2017	Bast	
D800,529	S	10/2017	Leibowitz	
2006/0191381	A1	8/2006	Gao et al.	
2006/0248987	A1	11/2006	White et al.	
2008/0243134	A1	10/2008	Limberg et al.	
2010/0180732	A1	7/2010	Gauthier et al.	

* cited by examiner

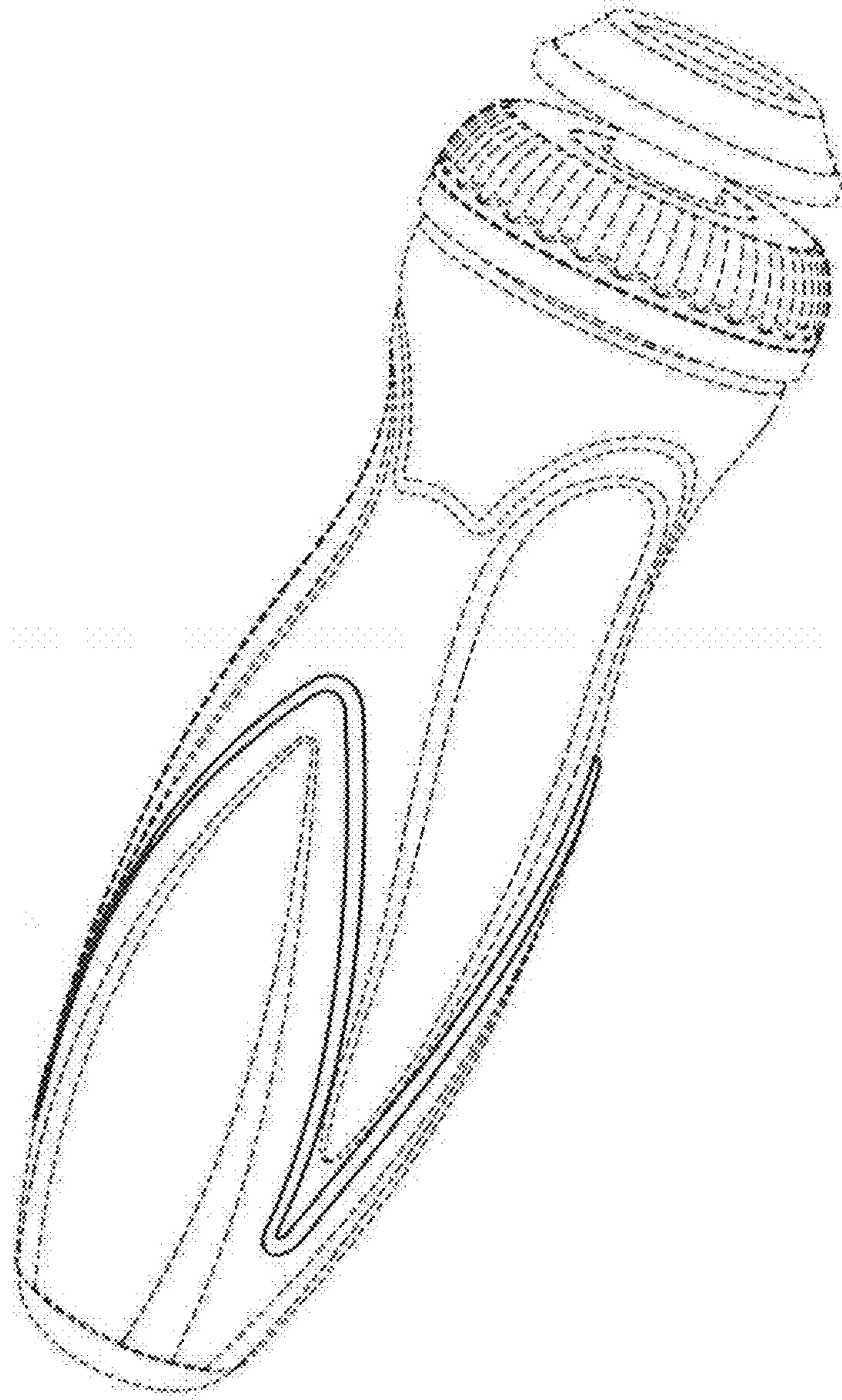


FIG. 1




FIG. 2




FIG. 3




FIG. 4

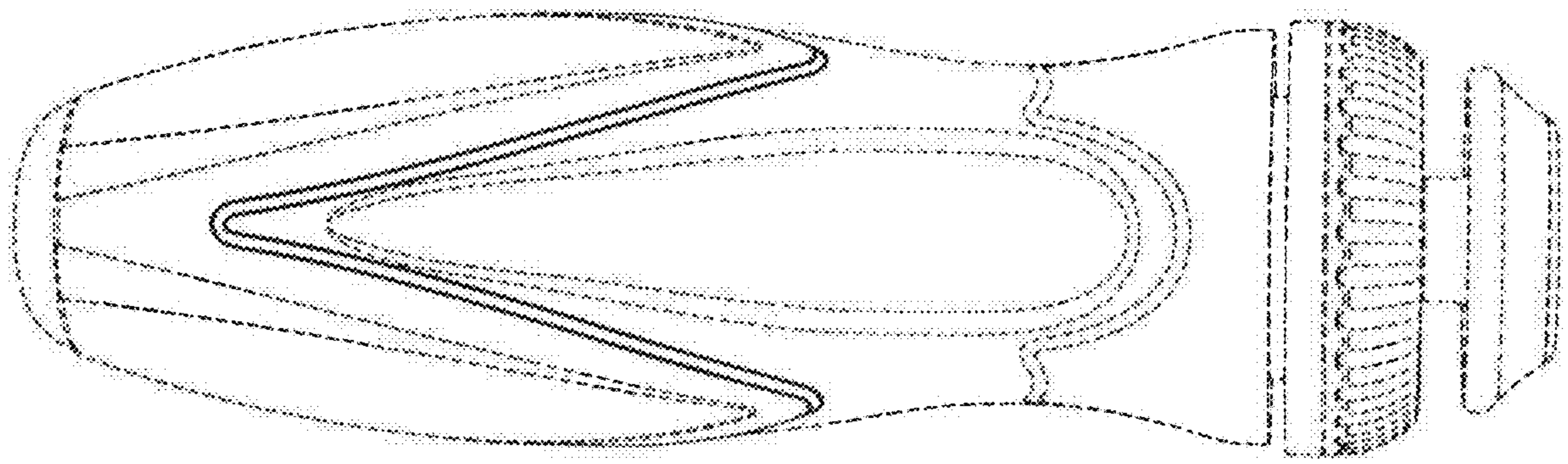


FIG. 5

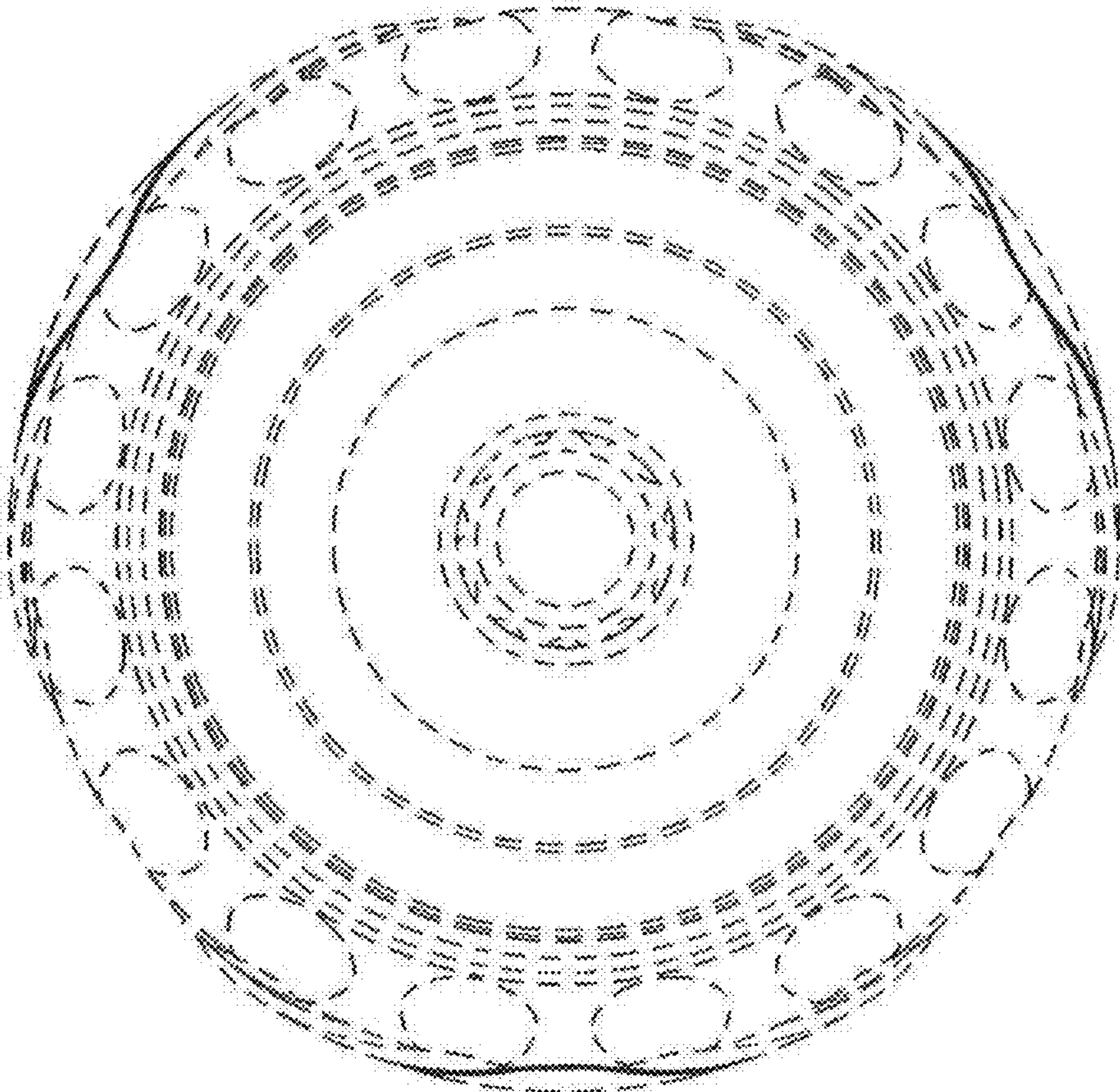


FIG. 6

