



US00D900577S

(12) **United States Design Patent**  
**Umbrell**

(10) **Patent No.:** **US D900,577 S**

(45) **Date of Patent:** **\*\* Nov. 3, 2020**

- (54) **BUFFING PAD**
- (71) Applicant: **Buff and Shine Manufacturing, Inc.**,  
Rancho Dominguez, CA (US)
- (72) Inventor: **Richard Umbrell**, Rancho Dominguez,  
CA (US)
- (\*\*) Term: **15 Years**
- (21) Appl. No.: **29/658,986**
- (22) Filed: **Aug. 3, 2018**

6,837,781	B2 *	1/2005	Hishiki	.....	B24B 37/24	156/345.12
7,169,029	B2 *	1/2007	Petersen	.....	B24D 11/005	451/523
D553,932	S *	10/2007	Boler, Jr.	.....	D8/70	
8,322,050	B2 *	12/2012	Lubart	.....	A43B 13/223	36/59 R
D684,611	S *	6/2013	Umbrell	.....	D15/126	
9,044,842	B2 *	6/2015	Kang	.....	B24D 11/00	
D742,195	S *	11/2015	Dow	.....	D8/90	
D742,196	S *	11/2015	Dow	.....	D8/90	
D804,923	S *	12/2017	Umbrell	.....	D8/70	
D822,926	S *	7/2018	Ishibashi	.....	D32/40	
D849,382	S *	5/2019	Jenkins	.....	D2/959	
D852,240	S *	6/2019	Ferronato	.....	D15/126	
D859,801	S *	9/2019	Jenkins	.....	D2/959	
2003/0073382	A1 *	4/2003	Manor	.....	B23D 59/001	451/6
2005/0118939	A1 *	6/2005	Duescher	.....	B24D 11/00	451/527

**Related U.S. Application Data**

- (63) Continuation of application No. 29/631,288, filed on Dec. 28, 2017, now abandoned.

- (51) **LOC (12) Cl.** ..... **08-05**
- (52) **U.S. Cl.**  
USPC ..... **D8/70**
- (58) **Field of Classification Search**  
USPC ..... D8/20, 61, 62, 63, 70; D15/5, 124, 125,  
D15/126, 132, 138, 139, 140; D23/209,  
D23/341, 364, 365, 354, 358, 363, 386;  
D32/31  
CPC ..... B24D 9/08; B24B 55/102  
See application file for complete search history.

\* cited by examiner

*Primary Examiner* — Darlington Ly  
(74) *Attorney, Agent, or Firm* — Fitzsimmons IP Law

(57) **CLAIM**

The ornamental design for a buffing pad, as shown and described.

**DESCRIPTION**

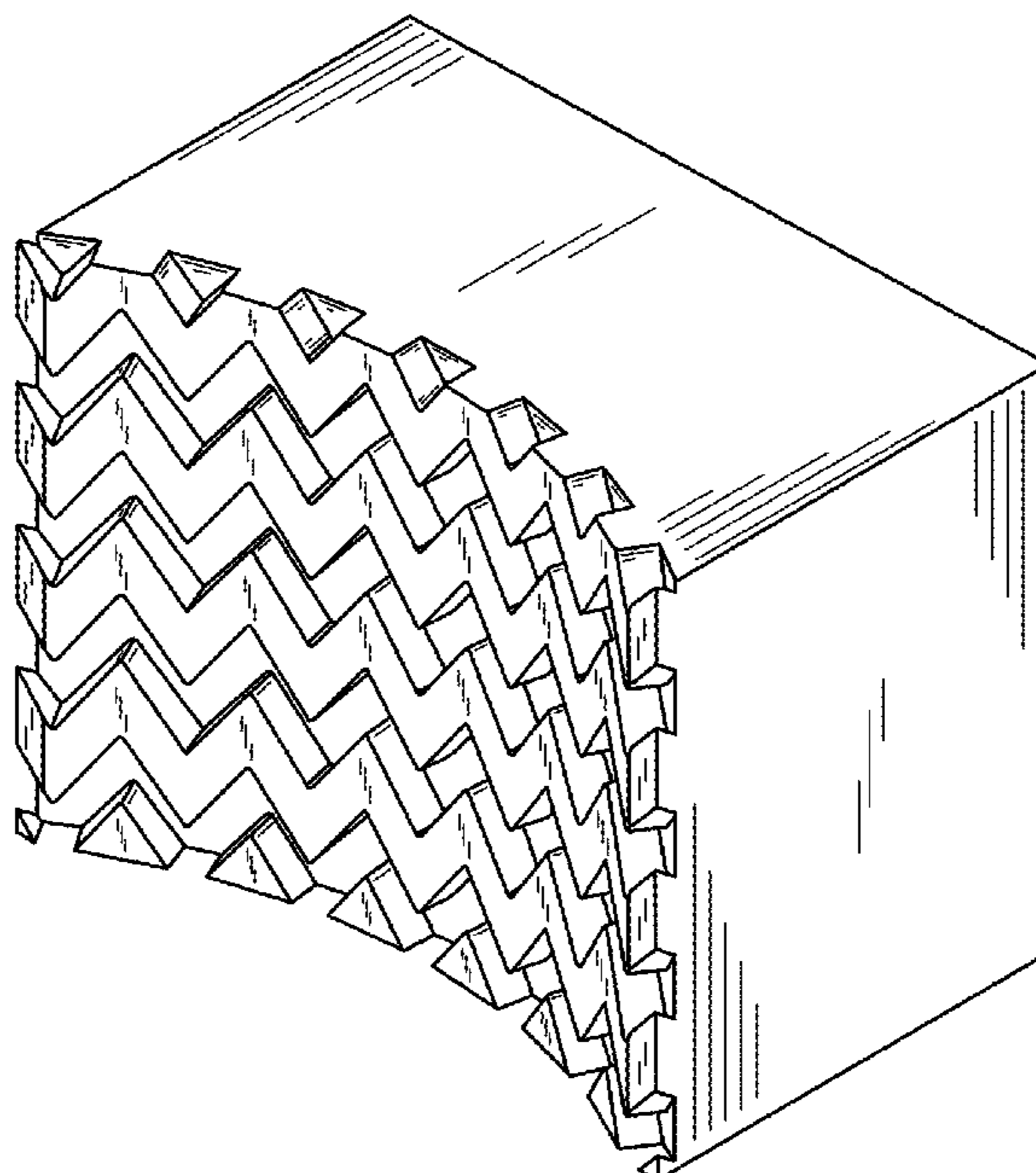
FIG. 1 is a front perspective view of a buffing pad showing my new design;  
FIG. 2 is a front elevation view thereof;  
FIG. 3 is a rear elevation view thereof;  
FIG. 4 is a left side elevation view thereof;  
FIG. 5 is a right side elevation view thereof;  
FIG. 6 is a top plan view thereof; and,  
FIG. 7 is a bottom plan view thereof.

**1 Claim, 7 Drawing Sheets**

(56) **References Cited**

**U.S. PATENT DOCUMENTS**

D312,874	S *	12/1990	Davison	.....	D24/146
5,054,246	A *	10/1991	Phaal	.....	B24D 18/00
					125/39
6,428,405	B1 *	8/2002	Tsuchiya	.....	B24B 37/26
					451/526
D474,666	S *	5/2003	Jeong	.....	D8/70
6,595,839	B2 *	7/2003	Staver	.....	A46B 13/008
					451/353






FIG. 1

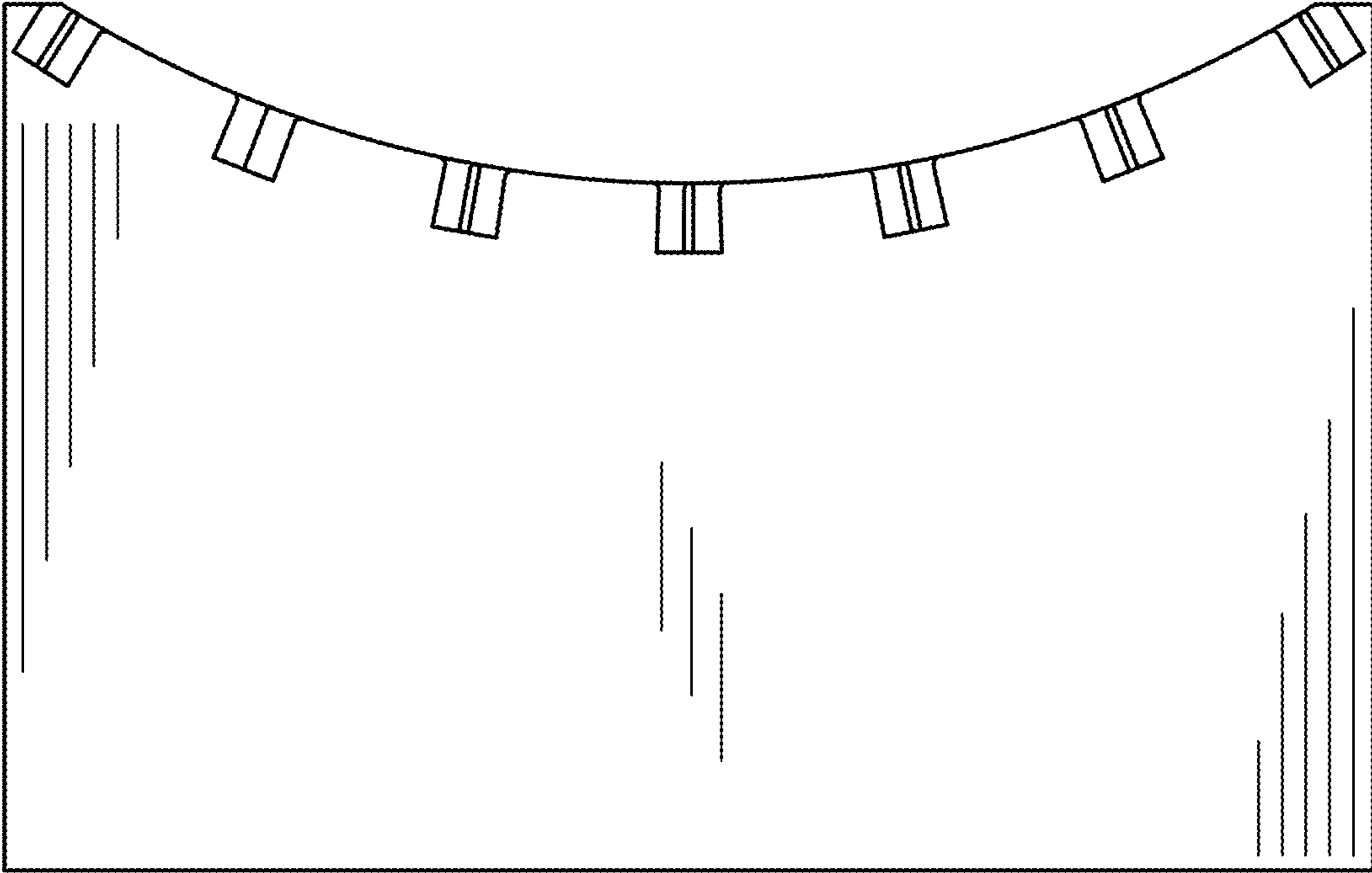


FIG. 2

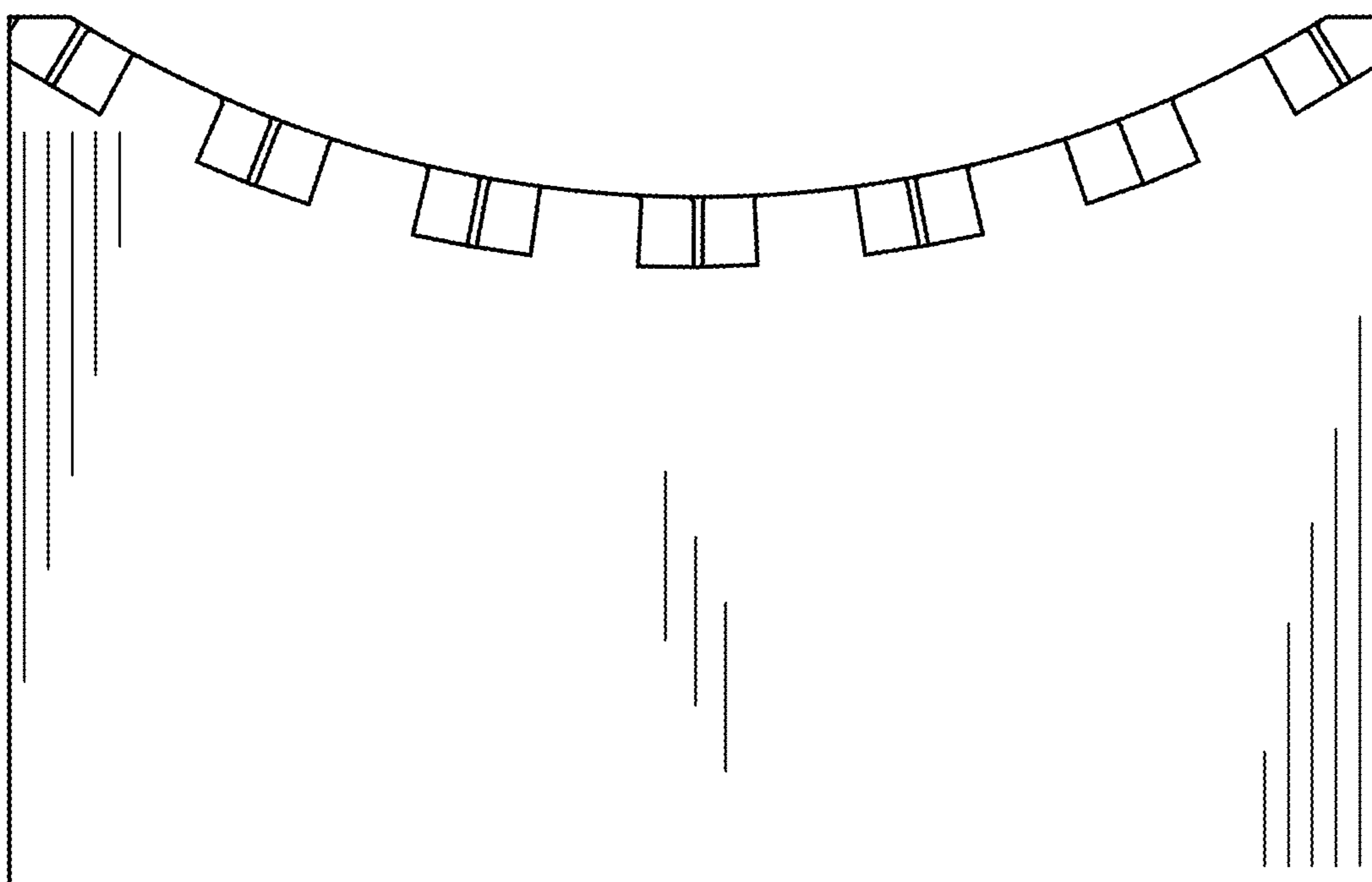


FIG. 3

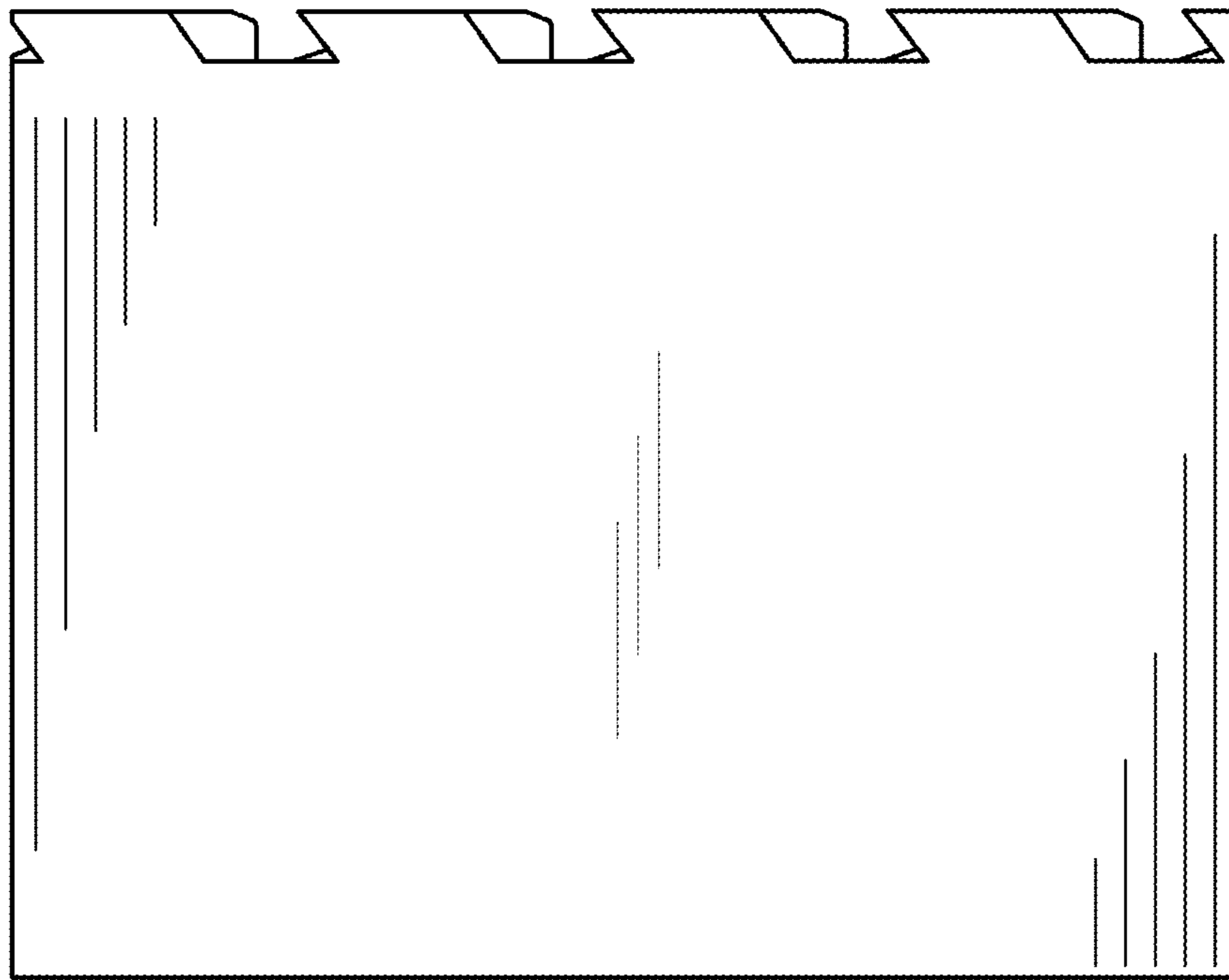


FIG. 4

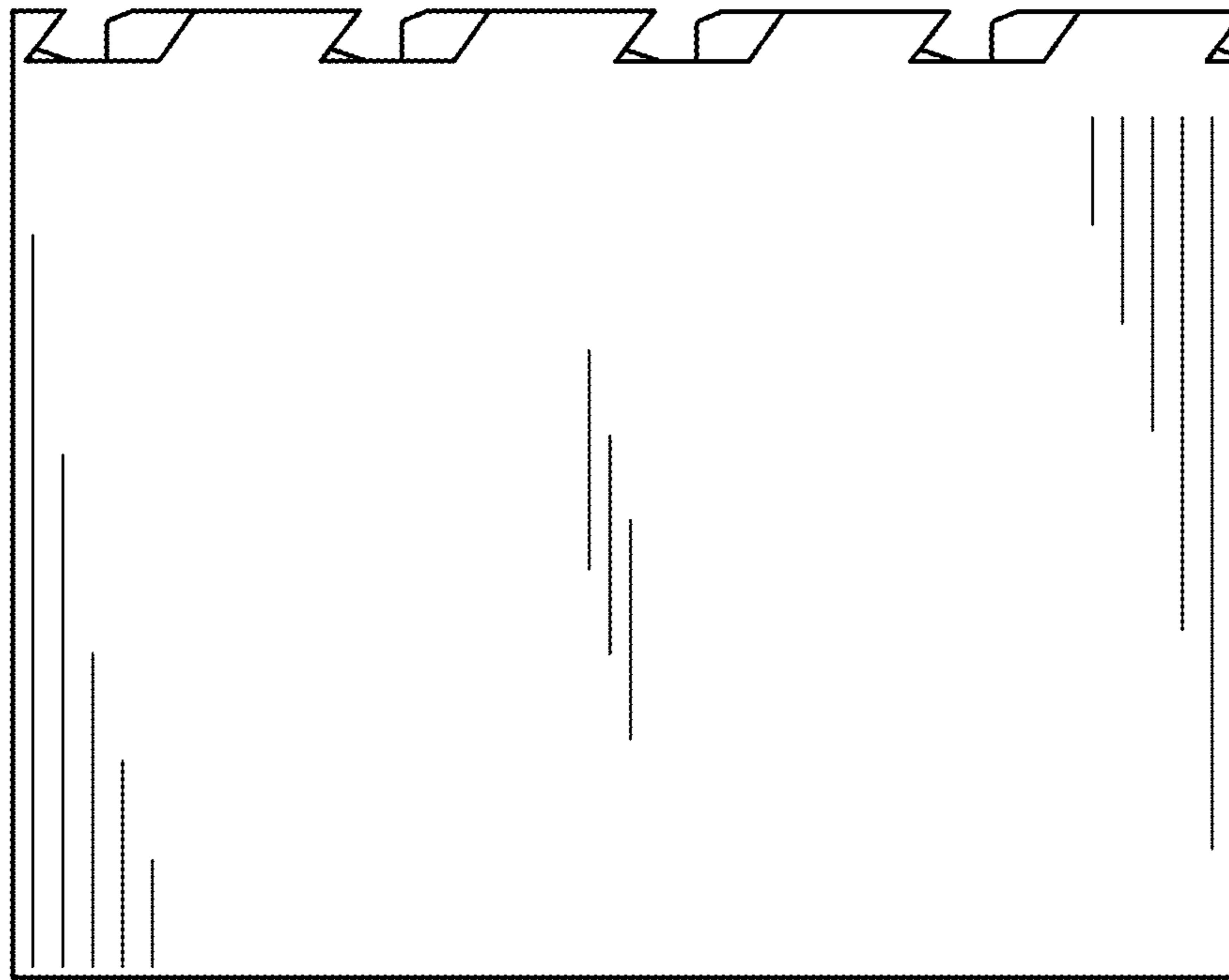


FIG. 5




FIG. 6




FIG. 7