



US00D900559S

(12) **United States Design Patent** (10) **Patent No.:** **US D900,559 S**
Tian (45) **Date of Patent:** **** Nov. 3, 2020**

(54) **STIRRING SPOON**
(71) Applicant: **TTX GROUP CO., LTD**, Tianjin (CN)
(72) Inventor: **Jiecai Tian**, Tianjin (CN)
(73) Assignee: **TTX GROUP CO., LTD**, Tianjin (CN)
(**) Term: **15 Years**

(21) Appl. No.: **29/691,051**
(22) Filed: **May 14, 2019**

(30) **Foreign Application Priority Data**
Apr. 9, 2019 (CN) 2019 3 0158298

(51) **LOC (12) Cl.** **07-03**
(52) **U.S. Cl.**
USPC **D7/662; D7/653**
(58) **Field of Classification Search**
USPC ... D7/300.2, 368, 401.2, 642-645, 653-664,
D7/669, 675-677, 683, 688-689, 691;
(Continued)

(56) **References Cited**
U.S. PATENT DOCUMENTS
1,380,247 A * 5/1921 Price A47G 21/06
30/142
2,740,617 A * 4/1956 Ball A47J 43/105
416/75
(Continued)

Primary Examiner — Ricky Pham
(74) *Attorney, Agent, or Firm* — JCIP Global Inc.

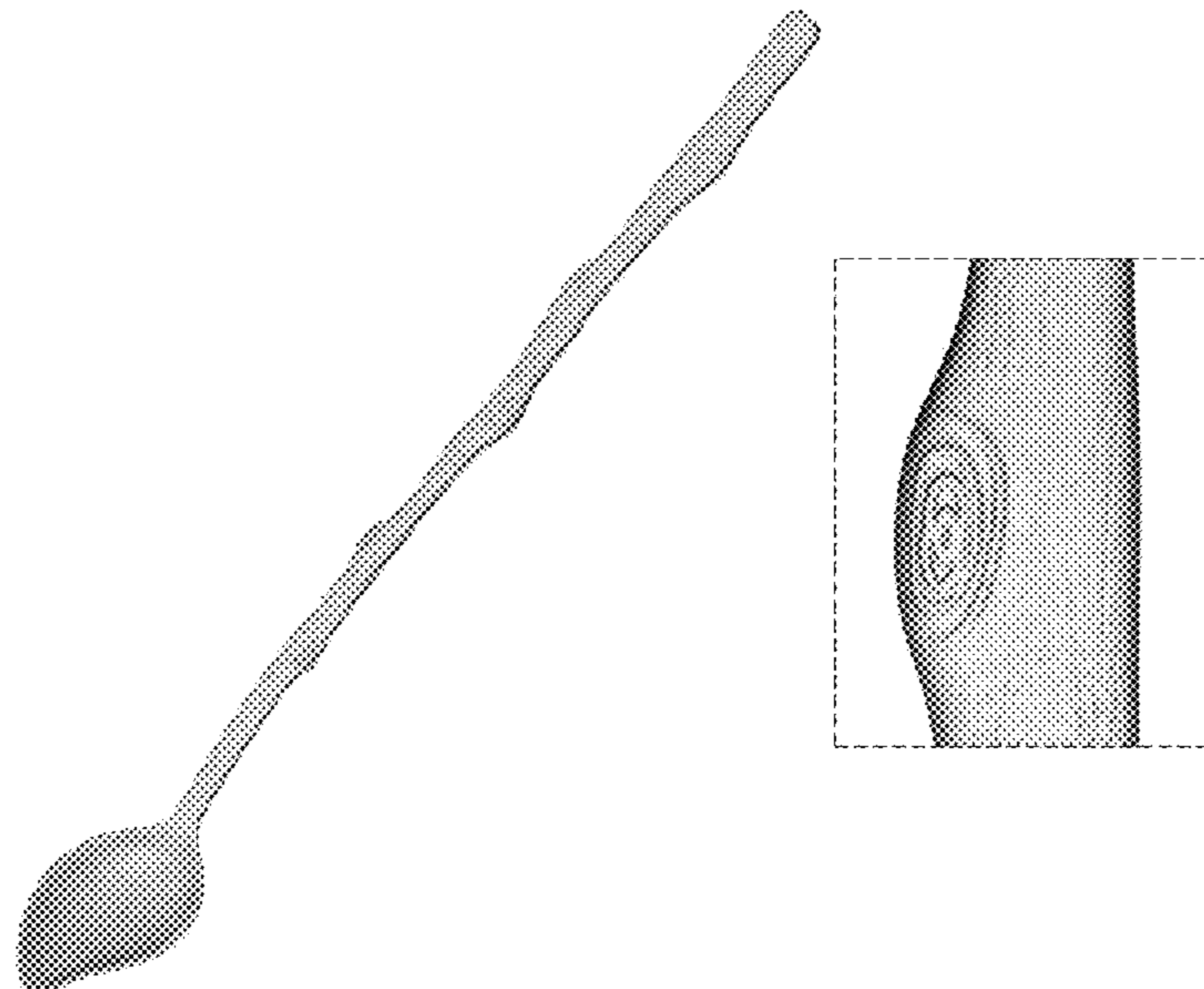
(57) **CLAIM**
The ornamental design for a stirring spoon, as shown and described.

DESCRIPTION

FIG. 1 is a perspective view of a first embodiment of a stirring spoon showing my new design;

FIG. 2 is a front view thereof;
FIG. 3 is a rear view thereof;
FIG. 4 is a left side view thereof;
FIG. 5 is a right side view thereof;
FIG. 6 is a top view thereof;
FIG. 7 is a bottom view thereof;
FIG. 8 is an enlarged front view so indicated in FIG. 2 thereof;
FIG. 9 is a perspective view of a second embodiment of a stirring spoon showing my new design;
FIG. 10 is a front view thereof;
FIG. 11 is a rear view thereof;
FIG. 12 is a left side view thereof;
FIG. 13 is a right side view thereof;
FIG. 14 is a top view thereof;
FIG. 15 is a bottom view thereof;
FIG. 16 is a perspective view of a third embodiment of a stirring spoon showing my new design;
FIG. 17 is a front view thereof;
FIG. 18 is a rear view thereof;
FIG. 19 is a left side view thereof;
FIG. 20 is a right side view thereof;
FIG. 21 is a top view thereof;
FIG. 22 is a bottom view thereof;
FIG. 23 is a perspective view of a fourth embodiment of a stirring spoon showing my new design;
FIG. 24 is a front view thereof;
FIG. 25 is a rear view thereof;
FIG. 26 is a left side view thereof;
FIG. 27 is a right side view thereof;
FIG. 28 is a top view thereof; and,
FIG. 29 is a bottom view thereof.
The broken lines shown in the drawings indicate cutoff boundaries for enlarged detailed portion view and form no part of the claimed design.

1 Claim, 25 Drawing Sheets



(58) **Field of Classification Search**

USPC D8/107, 300–301; D20/43;
D22/117–118, 128, 132; D28/7
CPC ... A01D 9/02; A01D 9/04; A01D 9/06; A47G
21/00; A47G 21/004; A47G 21/005;
A47G 21/02; A47G 21/023; A47G 21/04;
A47G 21/06; A47G 21/08; A47G 21/181;
A47J 43/28; A47J 43/105; A47J 43/281;
A47J 43/282; A47J 43/1093; A61F 13/10;
A61J 7/0023; B25G 1/00; B25G 1/01;
B25G 1/02; B25G 3/00; B65D 75/56;
B65D 75/563; B65D 75/566; B67B 7/00;
B67B 7/724; B67B 7/73

See application file for complete search history.

(56) **References Cited**

U.S. PATENT DOCUMENTS

D392,148 S * 3/1998 Lewis D7/300.2
5,727,321 A * 3/1998 Lewis A47G 21/181
30/141
D512,745 S * 12/2005 Kaplan D20/32
D629,266 S * 12/2010 Bird D7/688
8,025,436 B2 * 9/2011 Hensler A47J 43/1093
366/129
D667,165 S * 9/2012 Strube D28/7
D679,535 S * 4/2013 Campbell D7/300.2
D692,732 S * 11/2013 Hack D7/653
D708,785 S * 7/2014 Fazio D28/7
D833,066 S * 11/2018 Cooney D28/7

* cited by examiner



FIG. 1

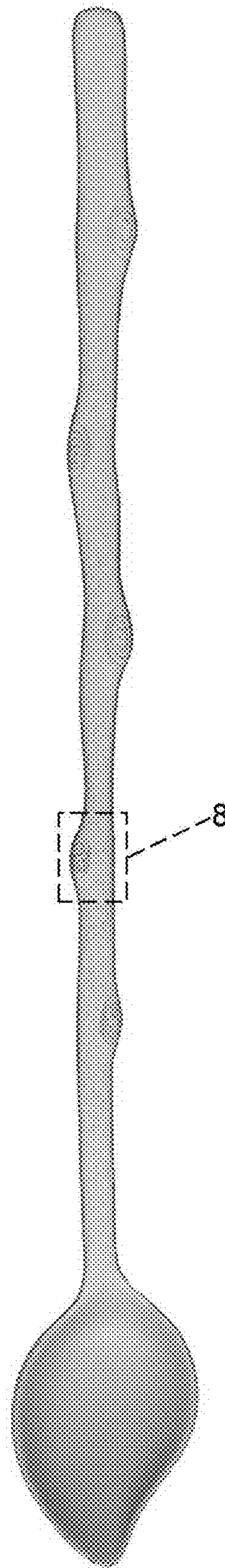


FIG. 2

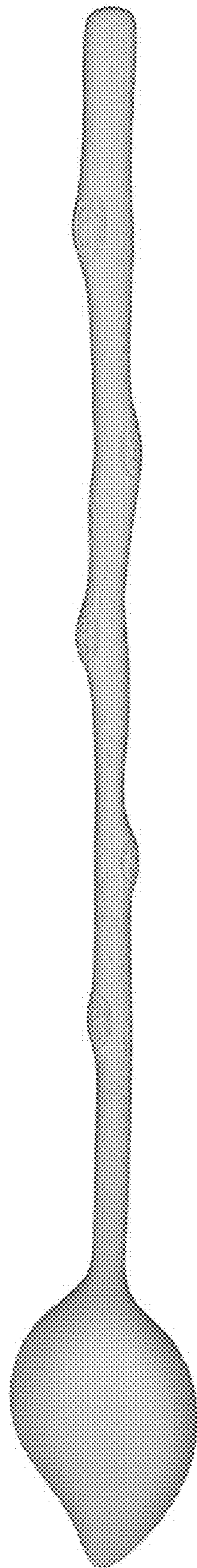


FIG. 3




FIG. 4

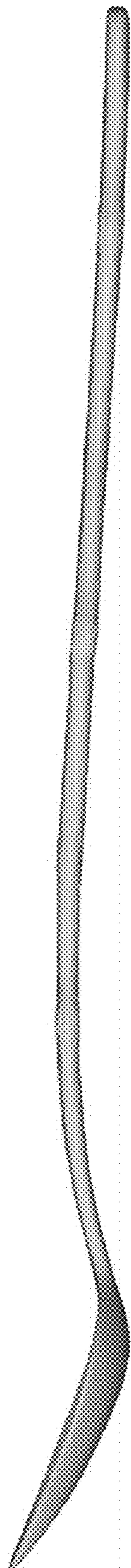


FIG. 5




FIG. 6




FIG. 7

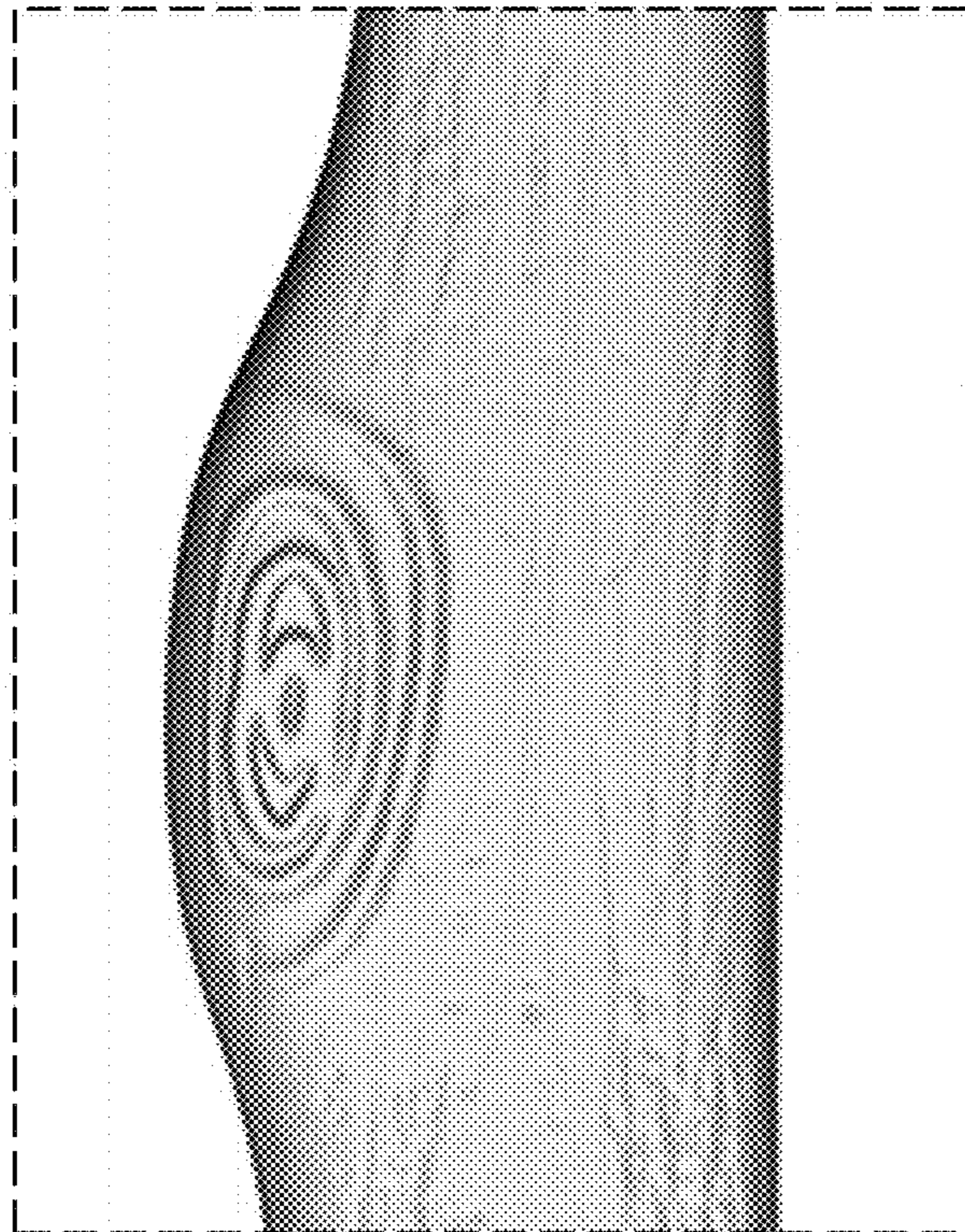


FIG. 8



FIG. 9

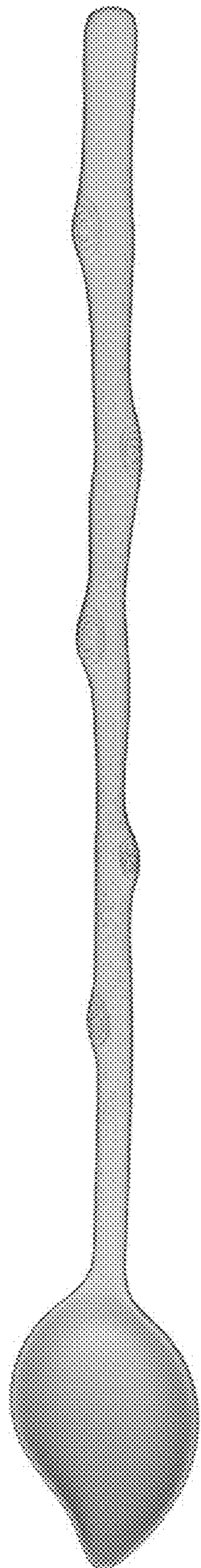


FIG. 10

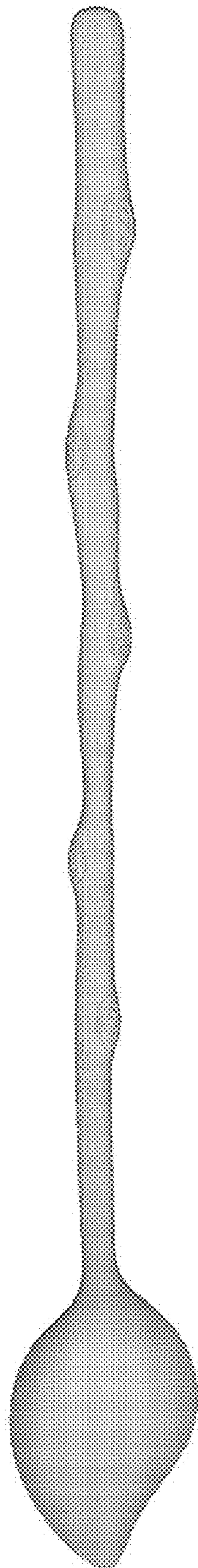


FIG. 11




FIG. 12

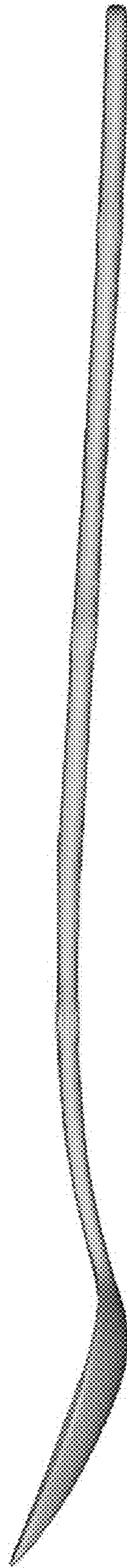


FIG. 13




FIG. 14




FIG. 15




FIG. 16

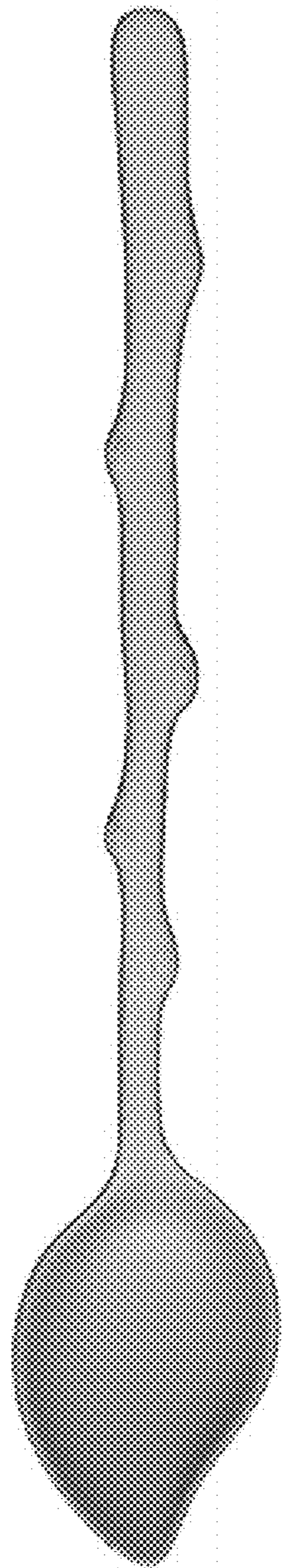


FIG. 17

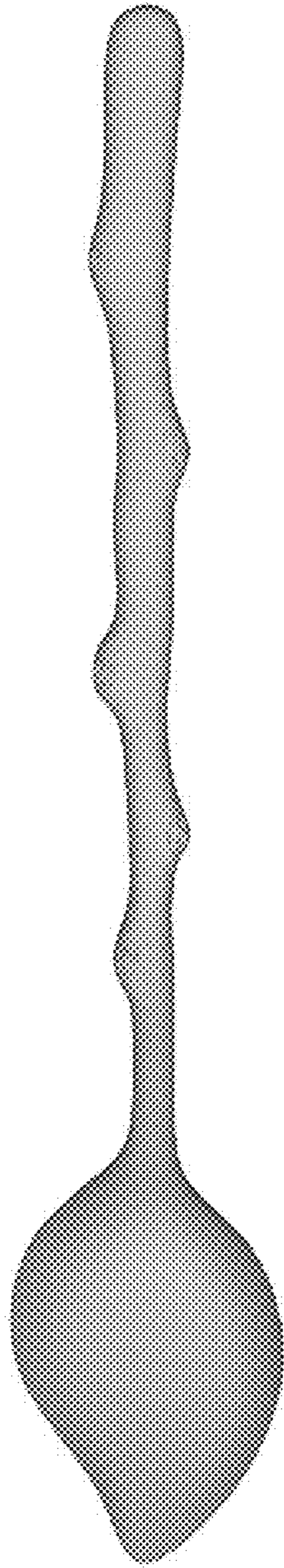


FIG. 18

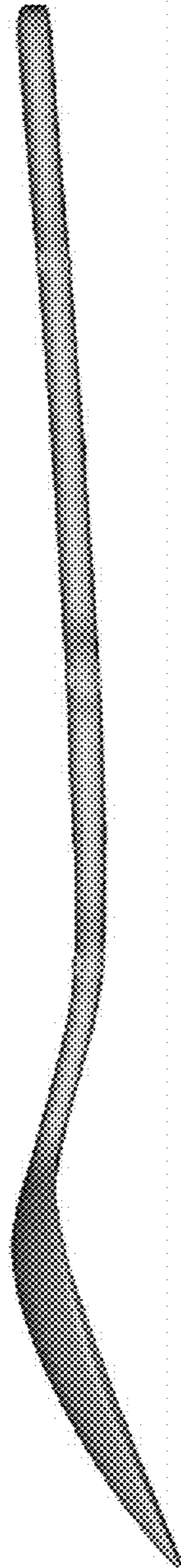


FIG. 19

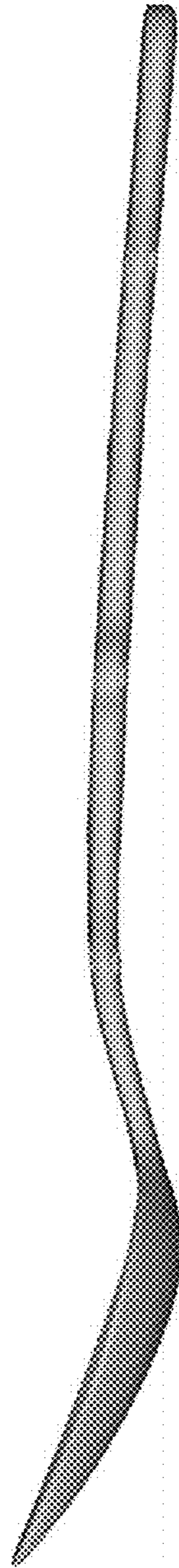


FIG. 20

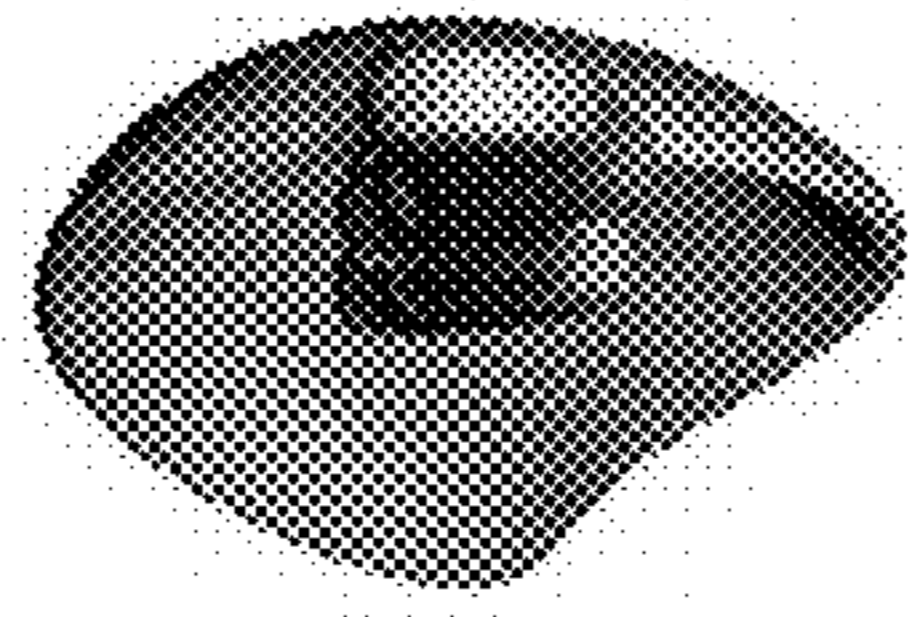


FIG. 21




FIG. 22




FIG. 23

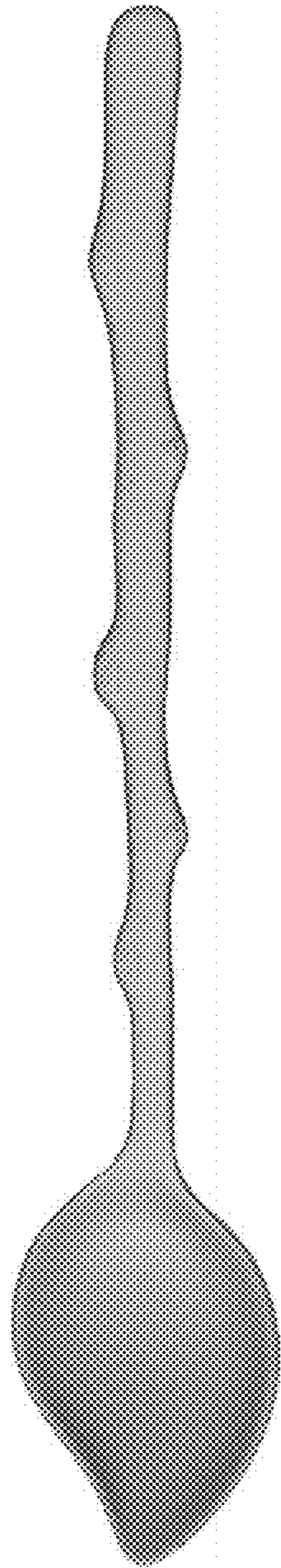


FIG. 24

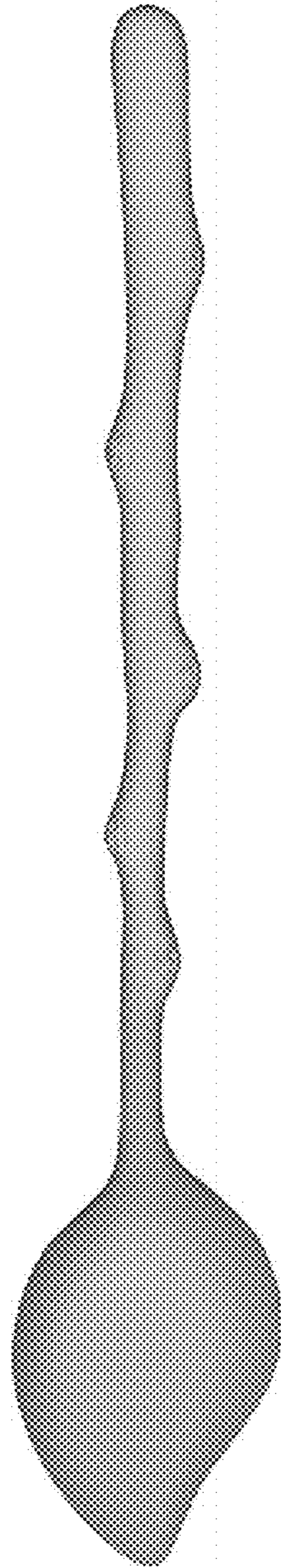


FIG. 25

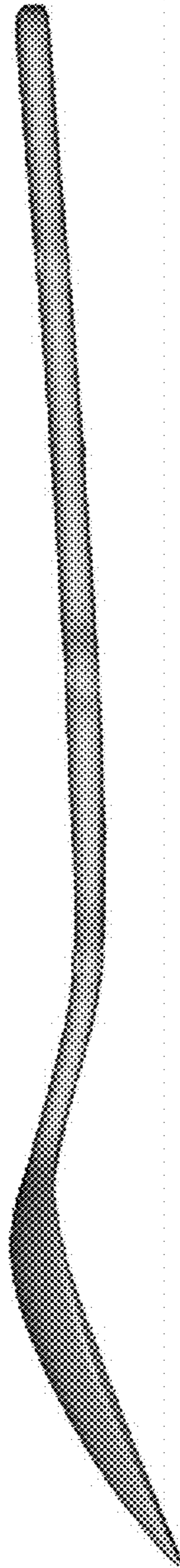


FIG. 26

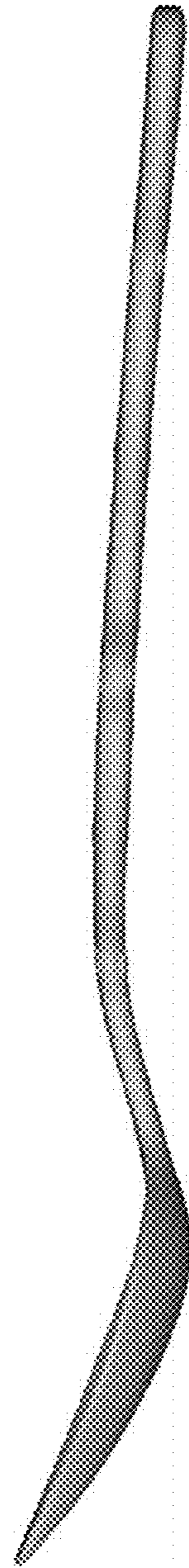


FIG. 27

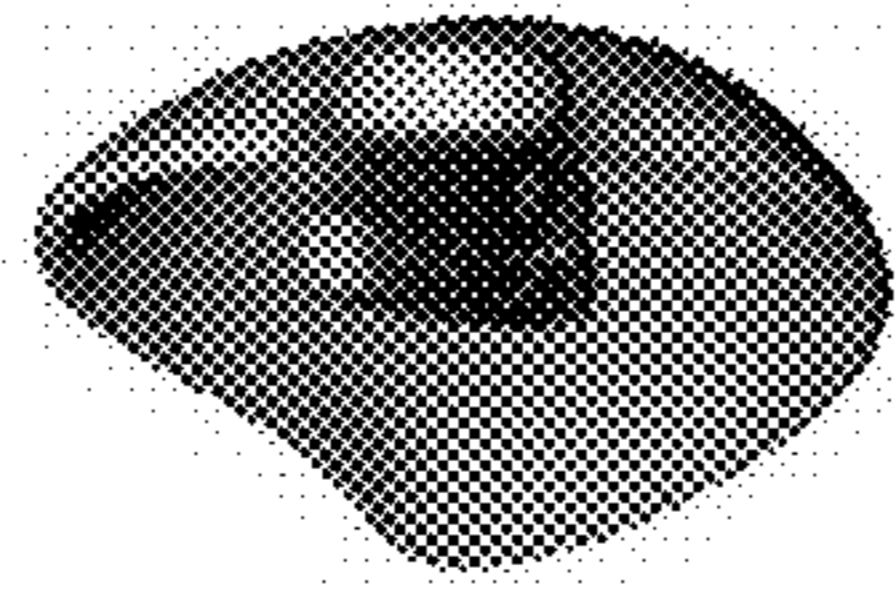


FIG. 28




FIG. 29