



US00D900552S

(12) **United States Design Patent** (10) **Patent No.:** **US D900,552 S**
Liao (45) **Date of Patent:** **** Nov. 3, 2020**

(54) **SNACK STAND**
(71) Applicant: **Xiamen ErdouKongjian Furniture Co., Ltd., Xiamen, Fujian (CN)**
(72) Inventor: **Zhengjun Liao, Fujian (CN)**
(73) Assignee: **XIAMEN ERDOUKONGJIAN FURNITURE CO., LTD., Xiamen, Fujian (CN)**
(**) Term: **15 Years**
(21) Appl. No.: **29/638,087**
(22) Filed: **Feb. 23, 2018**
(51) **LOC (12) Cl.** **07-01**
(52) **U.S. Cl.**
USPC **D7/558**
(58) **Field of Classification Search**
USPC D6/369, 668, 672, 677, 685, 686, 687, D6/689, 692, 692.1-692.6, 696, 698, D6/703.1, 707.18, 707.2, 708, 708.15, D6/708.17, 708.2, 708.23; D7/558
CPC A47B 7/00; A47B 11/00; A47B 13/12; A47B 3/08; A47B 3/0803; A47B 49/004; A47B 13/023; A47B 2013/024; A47B 2013/025; A47B 2013/026; A47B 2013/027; A47B 13/086
See application file for complete search history.

D56,961 S * 1/1921 Farber D7/558
D57,822 S * 5/1921 Crowell D7/558
D72,071 S * 2/1927 Palmenberg D6/708.2
D72,862 S * 6/1927 Magee D7/558
D78,976 S * 7/1929 Kehoe D6/708.2
D83,873 S * 4/1931 Moorehead D6/708
D84,702 S * 7/1931 Kehoe D6/708.2
D127,271 S * 5/1941 Gustkey D7/558
D128,488 S * 7/1941 Gunder D6/692.1
D130,229 S * 11/1941 McCartney D7/558
D165,829 S * 2/1952 Dorr, Jr. D6/692.3
D197,777 S * 3/1964 Ritts D6/688.25
D272,215 S * 1/1984 Daenen D7/558
D440,081 S * 4/2001 Jeup D6/692.3
D441,225 S * 5/2001 Vaaler D6/692.3
D441,258 S * 5/2001 Spiegelman D7/501
D460,883 S * 7/2002 Stanton D6/692.1
D573,375 S * 7/2008 Kreiss D6/692.3

* cited by examiner

Primary Examiner — Mary Ann Calabrese
Assistant Examiner — Catherine Ho
(74) *Attorney, Agent, or Firm* — Muncy, Geissler, Olds & Lowe, PC

(57) **CLAIM**

The ornamental design for a snack stand, as shown and described.

DESCRIPTION

FIG. 1 is a Perspective view of a snack stand showing my new design;
FIG. 2 is a Front elevational view thereof;
FIG. 3 is a Rear elevational view thereof;
FIG. 4 is a Top plan view thereof; and,
FIG. 5 is a Bottom plan view thereof.
The broken lines in the drawings illustrate portions of the snack stand that form no part of the claimed design.

1 Claim, 3 Drawing Sheets

(56) **References Cited**
U.S. PATENT DOCUMENTS
145,145 A * 12/1873 Baggs A47B 13/023 108/150
D38,140 S * 7/1906 Paurowicz D7/558
D41,290 S * 4/1911 Strobel D6/692.3






FIG. 1




FIG. 2




FIG. 3




FIG. 4




FIG. 5